

T. T. NASH.
Cutter and Cutter-Holder.

No. 168,576.

Patented Oct. 11, 1875.

FIG.1

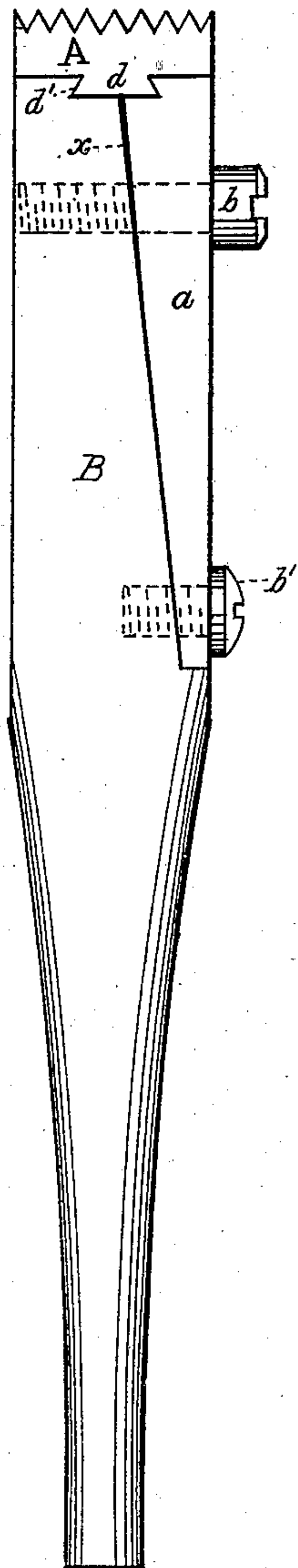


FIG.2

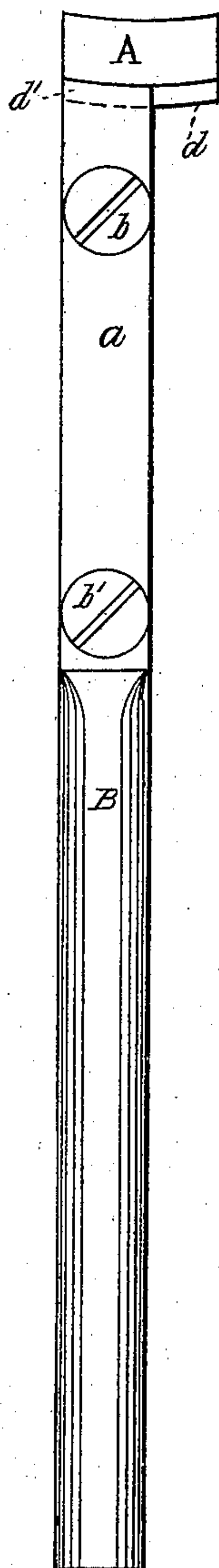



FIG.3



Witnesses

Thomas B. Dewley
George C. Hezel

Inventor

Thomas J. Nash
Stephen Ustick Attorney

UNITED STATES PATENT OFFICE.

THOMAS T. NASH, OF PHILADELPHIA, PENNSYLVANIA.

IMPROVEMENT IN CUTTERS AND CUTTER-HOLDERS.

Specification forming part of Letters Patent No. **168,576**, dated October 11, 1875; application filed August 27, 1875.

To all whom it may concern:

Be it known that I, THOMAS T. NASH, of the city and county of Philadelphia, in the State of Pennsylvania, have invented a Detachable and Adjustable Chaser, of which the following is a specification:

My invention consists of a chaser for cutting the threads of screws, which is constructed in a separate piece from its stock or handle, and has a male dovetail on its rear side and parallel to its face, in combination with a stock or handle having a female dovetail in its forward end, provided with a cap-piece, which is confined by means of screws to the main piece of the stock, whereby the dovetail is firmly clasped, and the chaser thereby held securely in its adjusted position, as hereinafter fully described.

In the accompanying drawings, Figure 1 is a top view of my improved chaser. Fig. 2 is an edge view of the same. Fig. 3 is an isometrical view of the chaser A.

Like letters of reference in all the figures indicate the same parts.

A is the detachable chaser. It is shown in detail in Fig. 3. B is the stock with which the chaser is connected. It has a cap-piece, *a*, which is confined by means of the screws *b* and *b'*. The chaser A has a male dovetail, *d*, and the stock B a female dovetail, *d'*, cut in its end, whereby the two parts are connected

together. The female dovetail is formed partly in the main piece B and the remaining portion in the cap *a*, the joint at *x* being a little open when the cap is screwed down tight enough to confine the dovetails together to give certainty to the fastening; and the female dovetail *d'* is slightly deeper than the male dovetail *d*, whereby, when the cap is screwed down, the chaser A is drawn firmly upon the end of the stock B, and thus firmly held in its adjusted position.

When the chaser has to be adjusted in the stock, or removed therefrom, the confining-screw *b* is slightly withdrawn, to admit of the dovetail end of the cap *a* springing outward sufficiently to free the dovetail. The cap *a* is slightly rounding lengthwise at the joint, so as to bear hard in the middle of its length, to cause it to spring outward when the screw *b* is slackened, and thus to free the dovetail for the easy removal of the chaser.

I claim as my invention—

The stock B, having a cap, *a*, and confining-screws *b* and *b'*, in combination with the detachable chaser A, having a male dovetail, *d*, substantially as and for the purpose set forth.

THOMAS T. NASH.

Witnesses:

STEPHEN USTICK,
THOMAS J. BEWLEY.