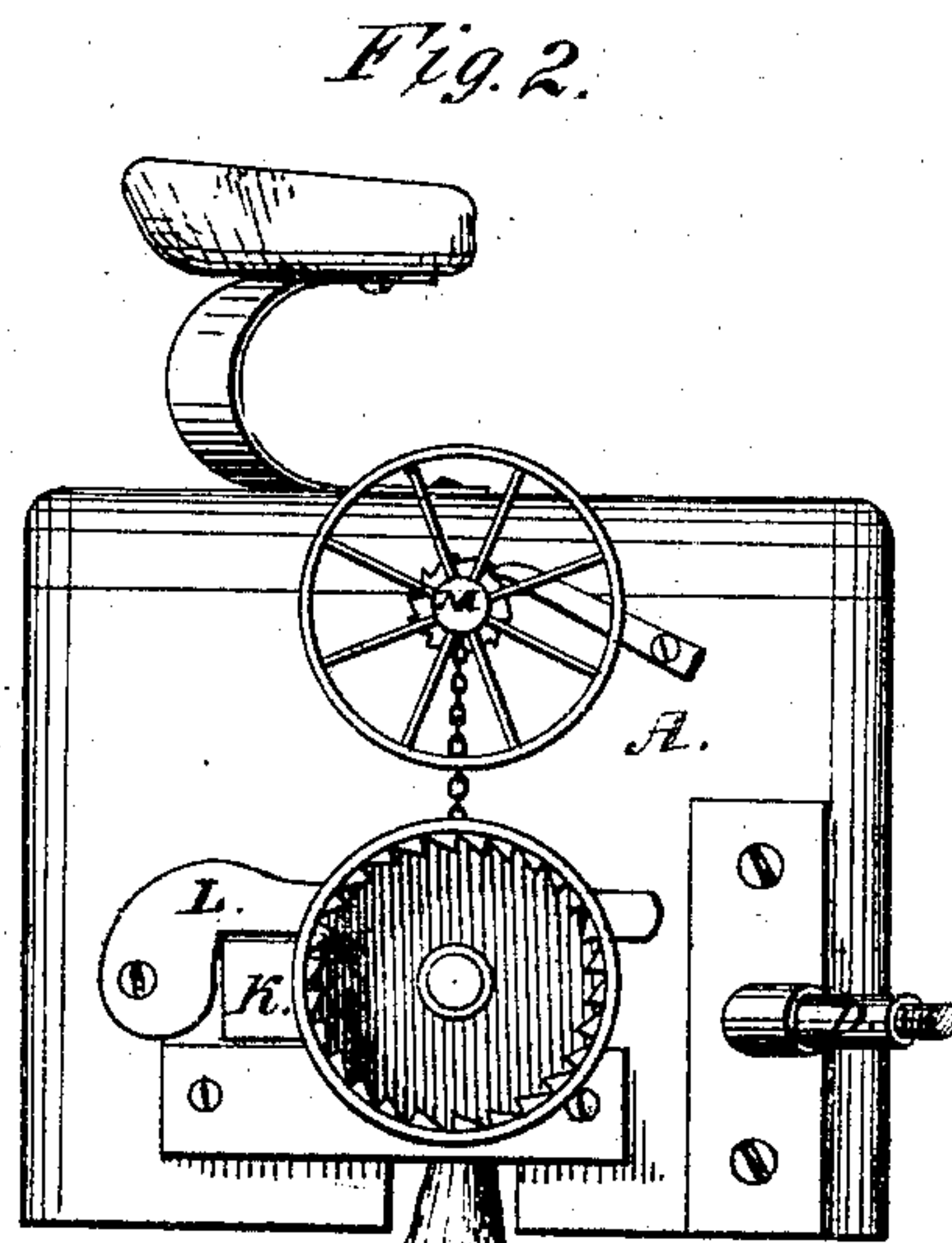
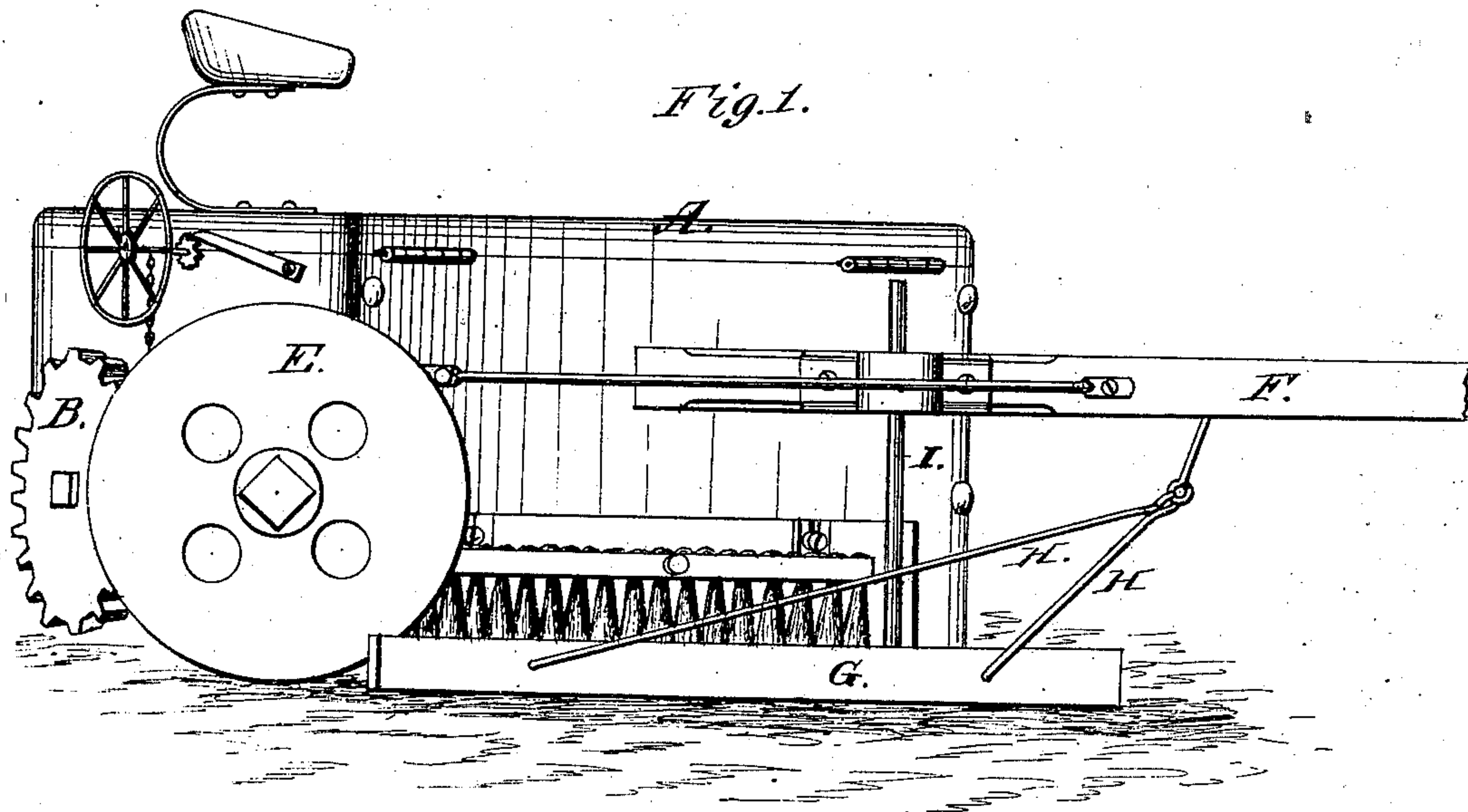


O. W. KELLOGG.
Street-Sweeper.

No. 168,569.

Patented Oct. 11, 1875.



Witnesses:

A. H. Cady
J. W. Marsh

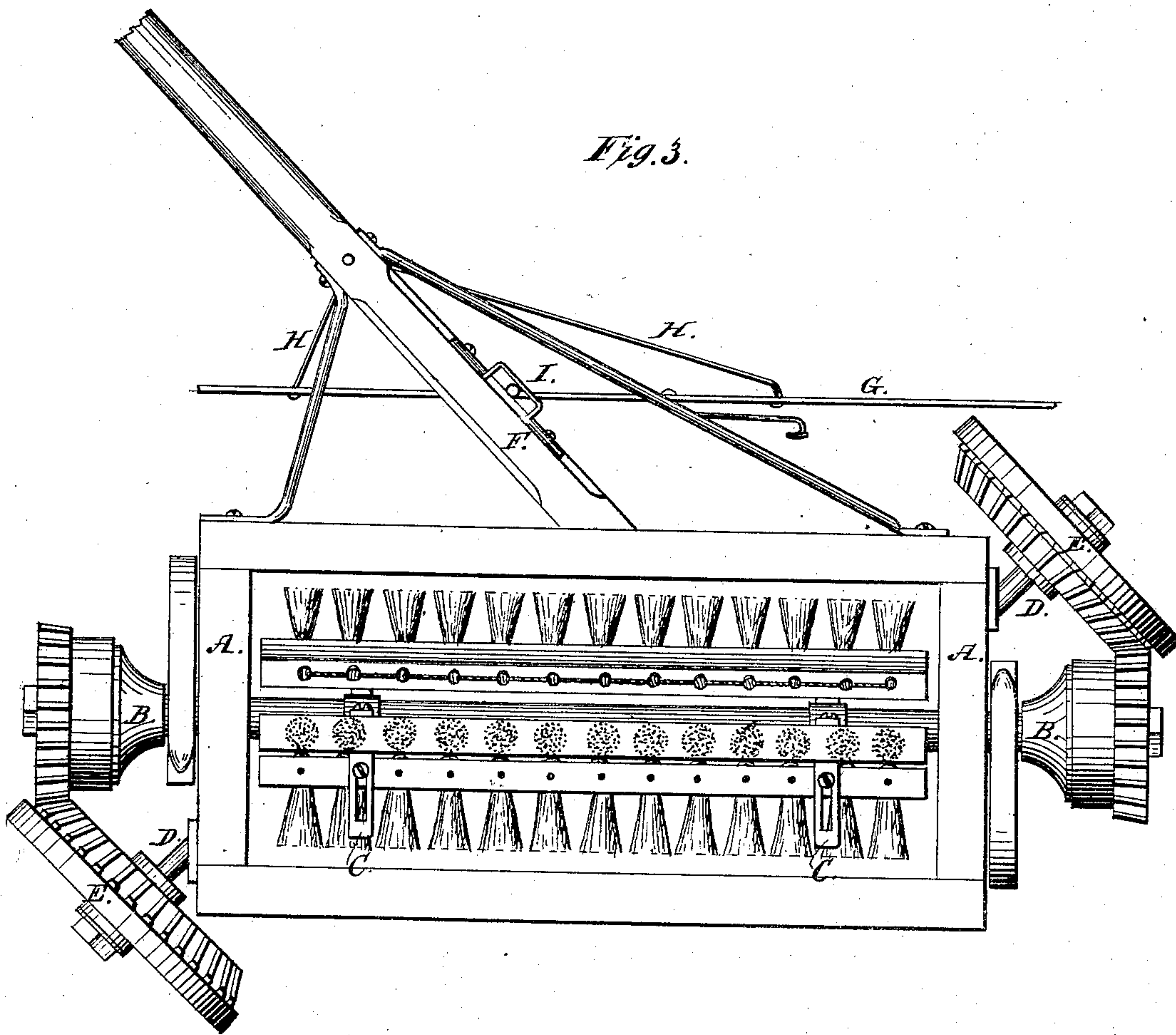
Inventor:

Orson W. Kellogg

O. W. KELLOGG.
Street-Sweeper.

No. 168,569.

Patented Oct. 11, 1875.



Witnesses:

A. F. Cady
J. H. Marsh

Inventor:

Orson W. Kellogg

UNITED STATES PATENT OFFICE.

ORSON W. KELLOGG, OF FOND DU LAC, WISCONSIN, ASSIGNOR OF ONE-HALF HIS RIGHT TO AUGUSTUS F. CADY, OF SAME PLACE.

IMPROVEMENT IN STREET-SWEEPERS.

Specification forming part of Letters Patent No. **168,569**, dated October 11, 1875; application filed July 26, 1875.

To all whom it may concern:

Be it known that I, ORSON W. KELLOGG, of Fond du Lac, county of Fond du Lac and State of Wisconsin, have invented an Improved Street-Sweeping Machine.

The following description, taken in connection with the accompanying plate of drawings hereinafter referred to, forms a full and exact specification, wherein are set forth the nature and principles of the invention, by which the same may be distinguished from others of a similar class, together with such parts thereof as are claimed as new and are desired to be secured by Letters Patent of the United States.

My invention relates to that class of machines which are made use of for sweeping streets; and the nature thereof consists in certain improvements in the construction of the same, hereinafter shown and described.

In the accompanying plate of drawings, in which corresponding parts are designated by similar letters, Figure 1 is a plan view of the machine with my improvements applied thereto. Fig. 2 is an end sectional elevation, showing the manner in which the broom-shaft is adjusted to the frame; also, the axles of the driving-wheels; also, the raising and lowering the broom, and the mode of throwing in and out of gear.

A designates the frame of the machine, with pole F attached in a rectangular position, mounted upon two truck-wheels, E E, each wheel having a bevel spur-gear placed upon it to rotate similar gears placed upon each end of broom-shaft B. Placing one of the truck-wheels in front of the broom-shaft, and the

other in the rear of it, brings the trucks or driving-wheels in a rectangular position with broom-shaft, so that equal power is derived from both truck-wheels in rotating the broom. G designates a scraper, placed under the pole F, in front of the broom, for the purpose of moving the coarse dirt. It is drawn by draw-rods H H, fastened to a loop connected to the under side of pole F, and held in position by standard I against pole F. K represents bearings for broom-shaft B, with lags attached, that work in slots for the purpose of putting the broom in and out of gear. The bearings K are held in position by means of eccentric levers L. M represents a windlass placed under the cover across the frame A, for the purpose of raising and lowering the broom, provided with a lever-wheel and ratchet and pawls, and chains connected from broom-shaft B to windlass M.

Having thus described my invention, I claim and desire to secure by Letters Patent of the United States—

1. The combination of frame A, pole F, broom-shaft B, and truck-wheels E E, as above arranged and substantially specified.

2. The arrangement of the scraper G, connected to the pole F by draw-rods H H and standard I, substantially as specified.

3. Bearings K, with lags and eccentric levers L, and windlass M, with ratchet and pawl and lever-wheel, substantially as specified.

ORSON W. KELLOGG.

Witnesses:

A. F. CADY,
J. W. MARSH.