

G. BURT.
Door-Securer.

No. 168,556.

Patented Oct. 11, 1875.

Fig. 1

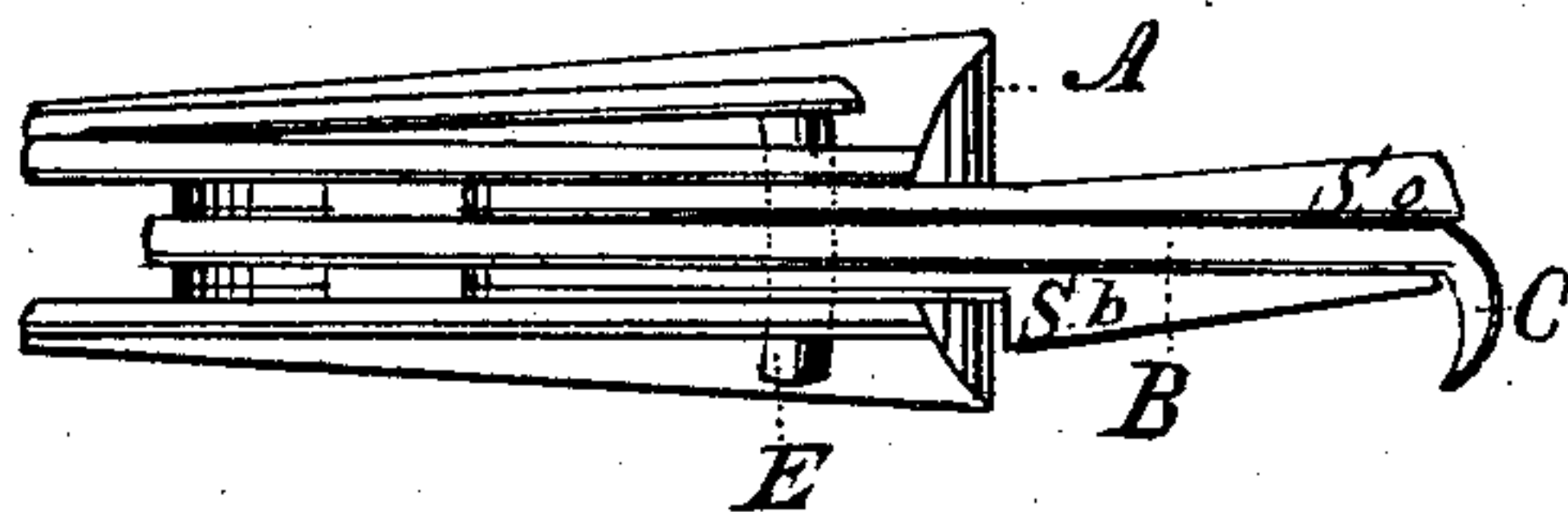


Fig. 2

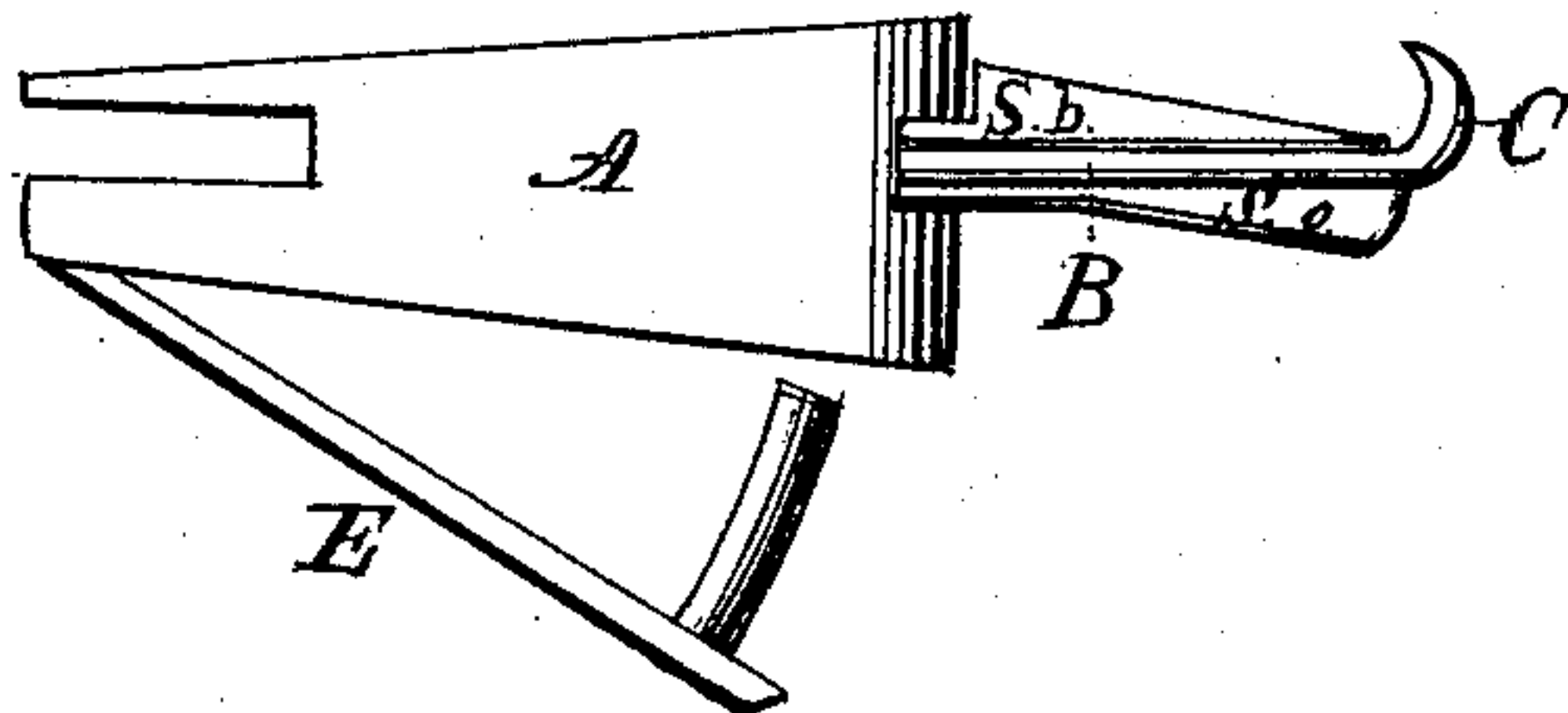


Fig. 5

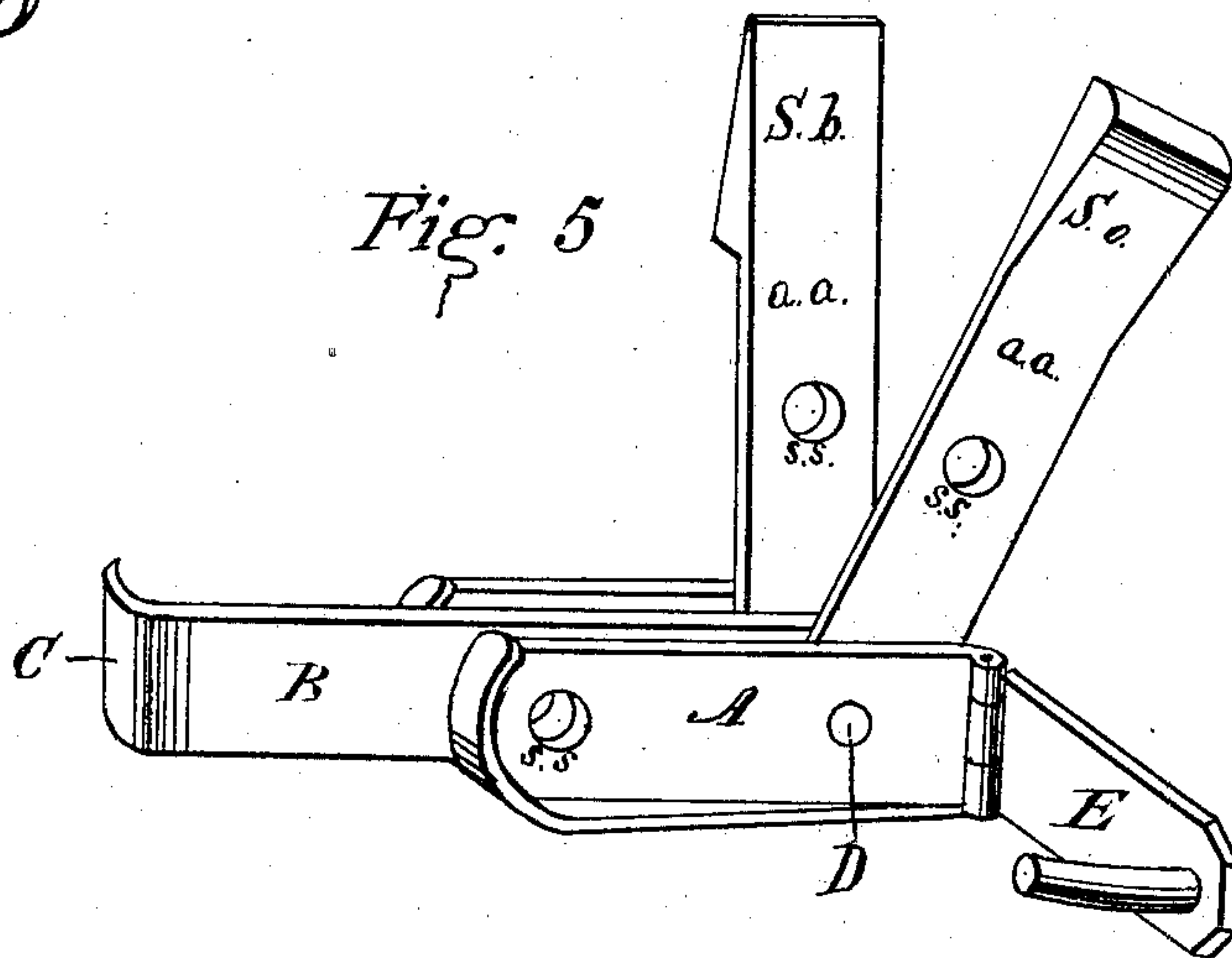


Fig. 3



Fig. 4



Witnesses.

Edmund A. Willoughby
S. Willis French

Inventor,

George Burt.

UNITED STATES PATENT OFFICE.

GEORGE BURT, OF DENVER, COLORADO TERRITORY.

IMPROVEMENT IN DOOR-SECURERS.

Specification forming part of Letters Patent No. **168,556**, dated October 11, 1875; application filed May 28, 1875.

CASE B.

To all whom it may concern:

Be it known that I, GEORGE BURT, of Denver, in the county of Arapahoe, in the Territory of Colorado, have invented certain Improvements in Door-Fasteners, of which the following is a specification:

The object of my invention is to furnish new appliances to fill up the space between the edge of the door and the jamb where the space is of more than ordinary thickness, and also to hold the fastener securely in position. It consists of a novel adaptation of reversed wedges, the application of my wedge-plates in this relation producing very desirable and useful results, as will be hereinafter more fully described, and then pointed out in the claim.

Figure 1 is a plan view, showing the reversed wedge-plates in position with the other parts of the fastener. Fig. 2 is a top view of the same. Figs. 3 and 4 are views of the wedge-plates detached from the device. Fig. 5 is a view, in detail, of the door-fastener, with the wedge-plates attached; also, a new arrangement or change of position of the slot in the jaw, the slot being placed nearer the hook or jamb side of the jaw, so that the fastener can be affixed to doors where there is a molding round the casing.

In the accompanying drawing, A represents a slotted jaw; B, a plate, terminating at one end with a curved hook, C. This plate works

upon a rivet, D, in the slotted jaw A; S b and S o, the reversed wedges, affixed at the end of each plate a a, these plates also working on the rivet D, on either or each side of the curved hook-plate B. The wedge-plates a a are provided with orifices s s, corresponding with the orifices in the jaw A and the curved hook-plate B, through which the hinged bolt E passes, and holds the wedge-plates a a firmly in position and together with the curved hook-plate B.

The reversed wedges can be used singly or together, as the thickness or dimensions of the aperture between the edge of the door and the casing may require. When the reversed wedges are not required they can be dropped down out of the way, and do not interfere with the working of the fastener when the curved hook-plate is only used or needed.

I claim as my invention—

The two plates a a, working upon the rivet D, with the orifices s s, by means of which they may be locked in position, in combination with the reversed wedges S b and S o, attached thereto, respectively, in the position and substantially as described and shown, for the purposes hereinbefore set forth.

GEO. BURT.

Witnesses:

EDMUND A. WILLOUGHBY,
J. O. PATTERSON.