

A. MAROTZKI.

Nail.

No. 168,037.

Patented Sept. 21, 1875.

Fig. 1.



Fig. 3.

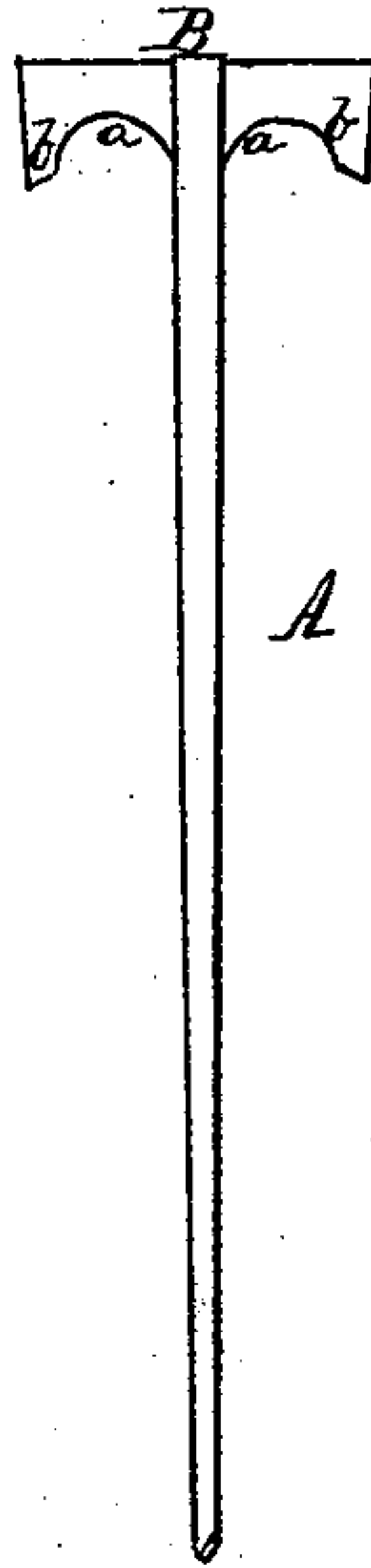


Fig. 5.



Fig. 2.

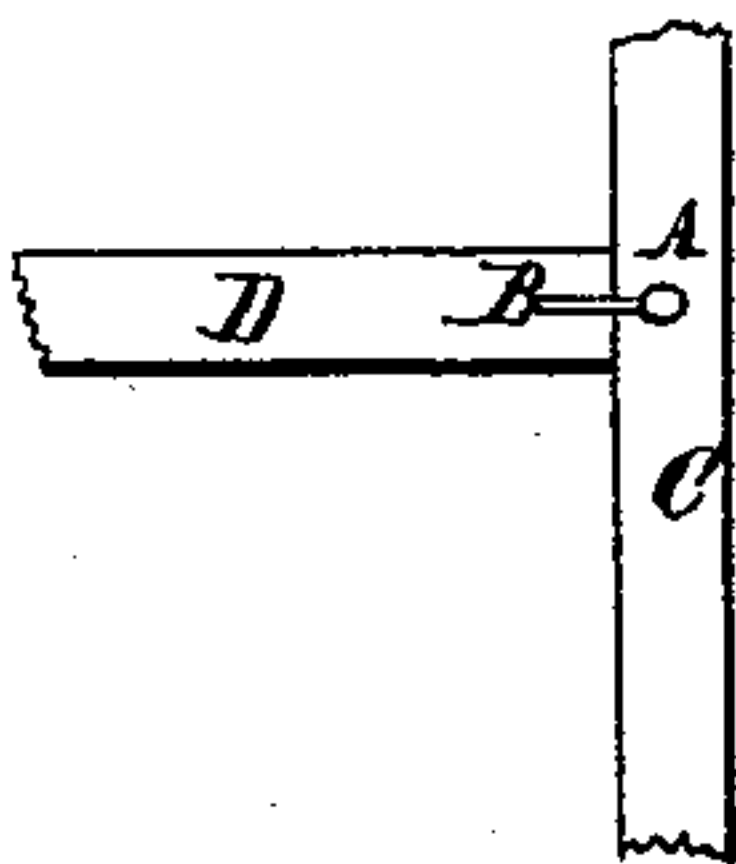


Fig. 6.

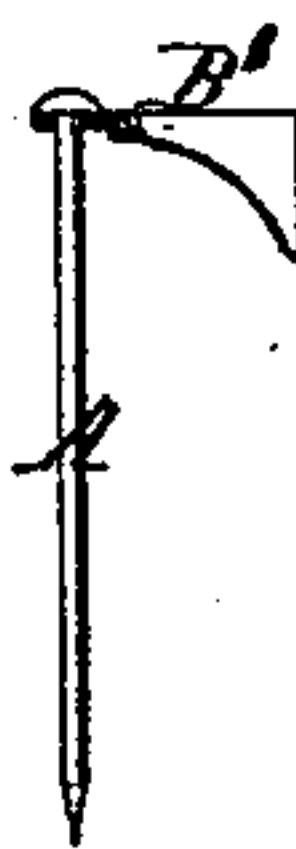
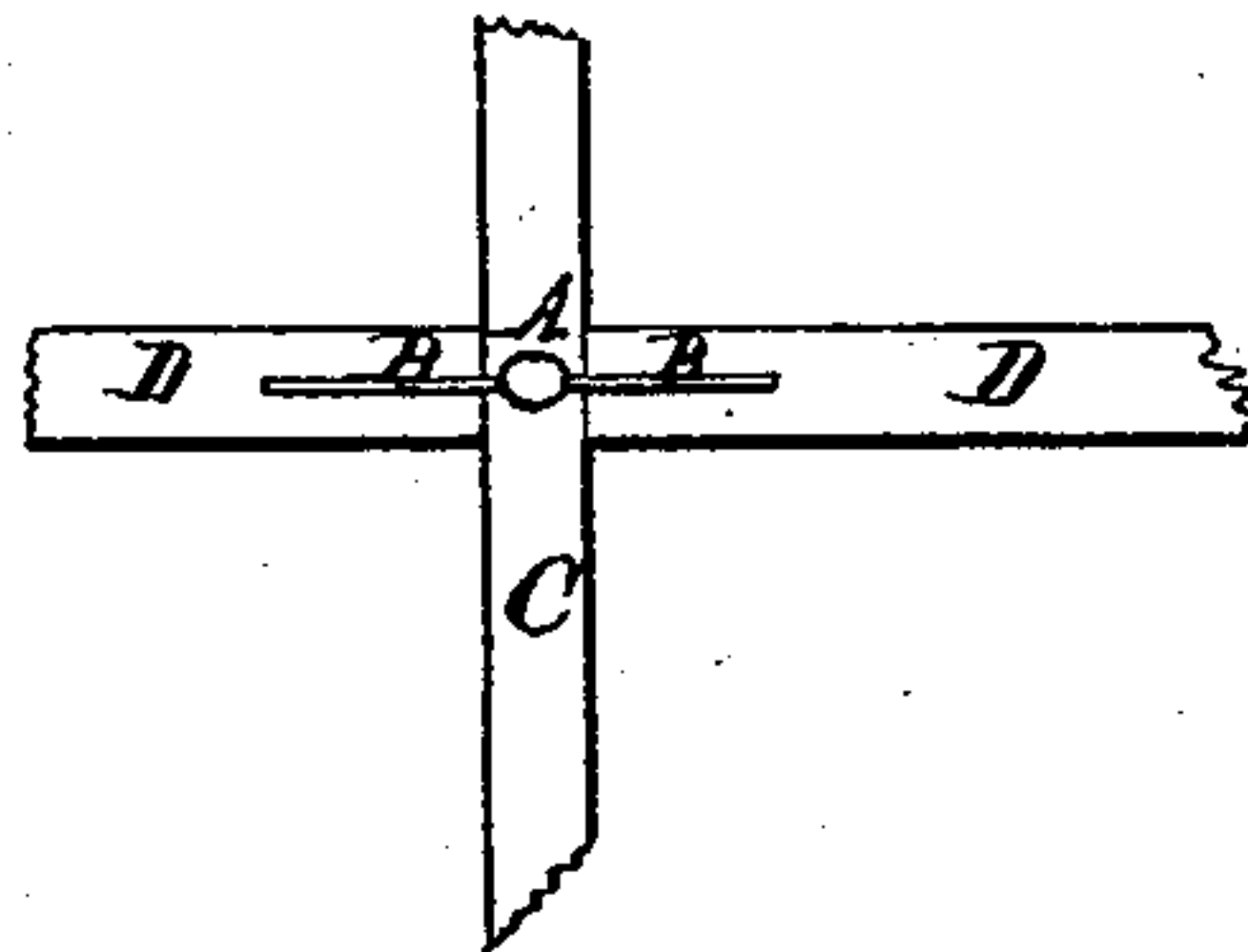


Fig. 4.



Witnesses.

Otto Schufeland
Chas. Wählers.

Inventor.

Albert Marotzki
by Vansantwood & Hauff
his attys

UNITED STATES PATENT OFFICE.

ALBERT MAROTZKI, OF JERSEY CITY, NEW JERSEY.

IMPROVEMENT IN NAILS.

Specification forming part of Letters Patent No. **168,037**, dated September 21, 1875; application filed August 28, 1875.

To all whom it may concern:

Be it known that I, ALBERT MAROTZKI, of Jersey City, in the county of Hudson and State of New Jersey, have invented a new and useful Improvement in Nails, which improvement is fully set forth in the following specification, reference being had to the accompanying drawing, in which—

Figure 1 represents a side view of my nails, with a single hook. Fig. 2 is a plan or top view of the same, showing its application. Fig. 3 is a side view of one of my nails, with a double hook. Fig. 4 is a plan or top view of the same, showing its application.

Similar letters indicate corresponding parts.

This invention consists in a nail, the head of which is composed of one or two hooks which project from one or from opposite sides of the shank, and the bottom edges of which are sharp and provided with inclined shoulders, so that, when the shank is driven through a piece of wood standing edgewise the hook or hooks can be made to engage with and to steady one or two other pieces of wood standing edgewise and extending from one or both sides of the first piece.

In the drawing, the letter A designates a nail, which is by preference punched out of sheet metal, and the head B of which forms one or two hooks extending from one or from opposite sides of the shank of the nail. In Figs. 1 and 2 I have shown one of my nails with a single hook, and in Figs. 3 and 4 one with two hooks. The lower edges *a* of these hooks are made sharp, so that they can be readily driven into a piece of wood, and each of these hooks is provided with an inclined shoulder, *b*, which serves to draw the pieces of wood together, as will be presently explained.

If the letter C, Figs. 2 and 4, represents a longitudinal partition in a printer's case, for instance, and the letter D a transverse parti-

tion, which extends from one side of the partition C, I use one of my single-hook nails, and by driving the shank of this nail down through the partition C and its head B into the transverse partition D the end of this last-named partition is drawn up tight against the partition C, and both partitions are rendered steady. When two transverse partitions, D, extend from opposite sides of the longitudinal partition C, as shown in Fig. 4, I employ one of my double-hook nails, and by driving this nail home both the partitions are drawn up tight against the partition C and the whole is rendered strong and durable.

It is obvious that my nails can be employed for all purposes where it is desirable to secure two or three pieces of wood together which run at right angles to each other.

It must be remarked that the head may be made detached from the shank of the nail, the head being provided with a hole through which the nail is driven, as indicated at B' in Figs. 5 and 6.

What I claim as new, and desire to secure by Letters Patent, is—

1. A nail, the head of which forms one or two hooks which project from one or from opposite sides of the shank of the nail, and the bottom edges of which are sharp and provided with inclined shoulders, substantially as shown and described.

2. The combination, of a detached head, B', with a nail, A, said head being provided with a hole for the reception of the shank of the nail and with a sharp-edged hook, one or more, substantially as set forth.

In testimony that I claim the foregoing I have hereunto set my hand and seal this 19th day of August, 1875.

ALBERT MAROTZKI. [L. S.]

Witnesses:

J. HAMMER,
MARTIN RAU.