

J. C. BUDD.
Hat and Fur Box.

No. 167,985.

Patented Sept. 21, 1875.

Fig. 1.

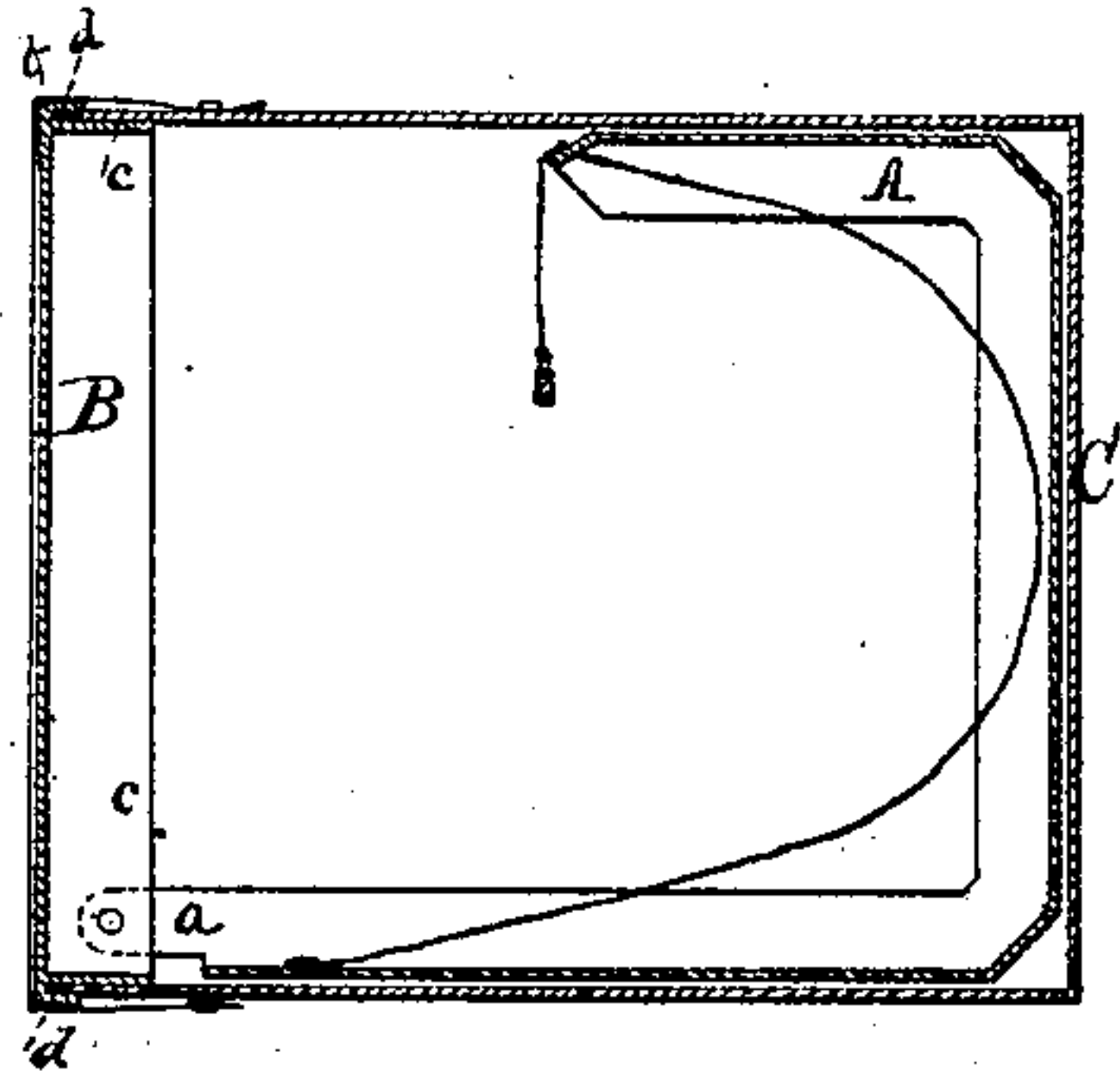


Fig. 2.

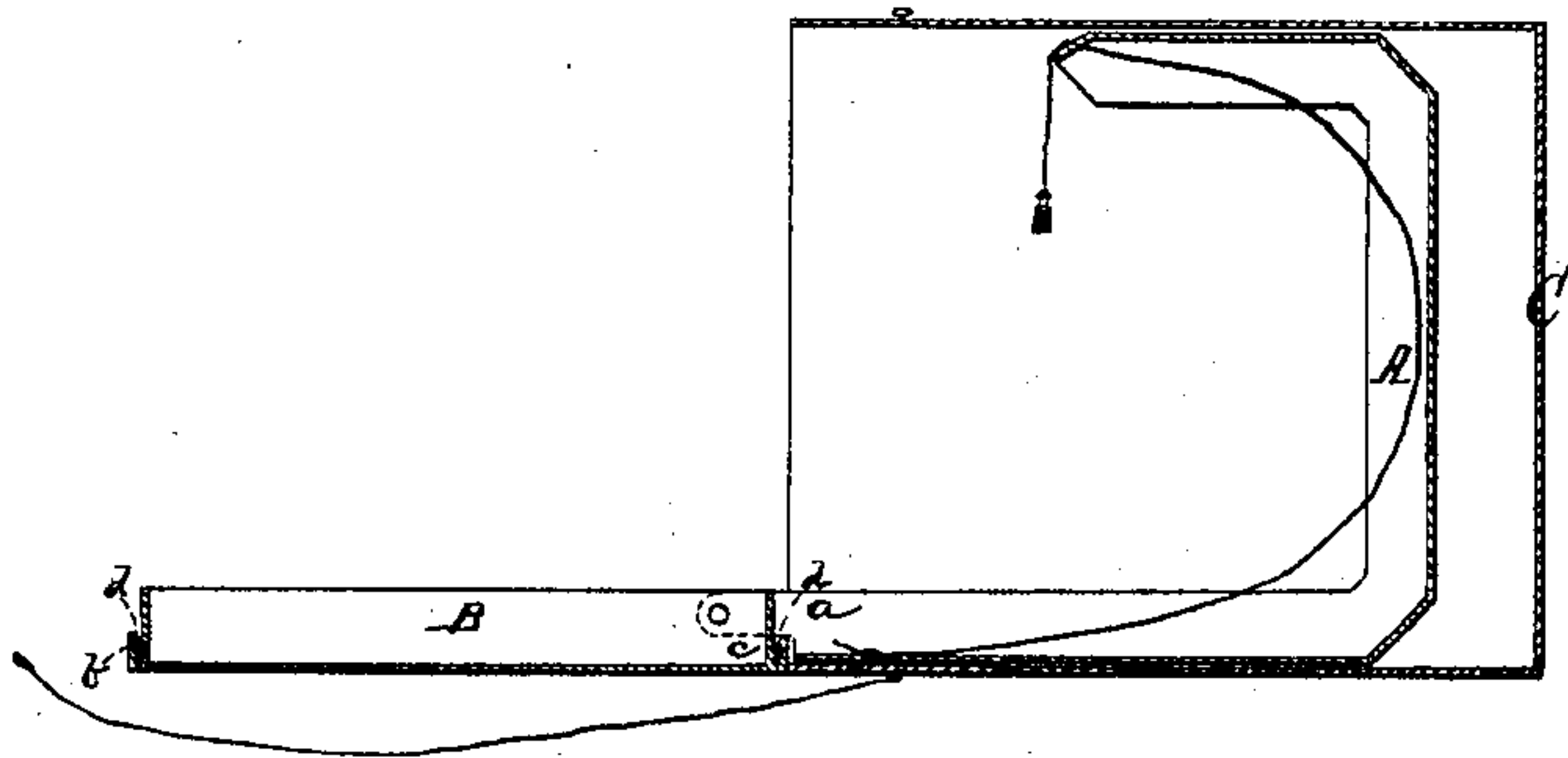
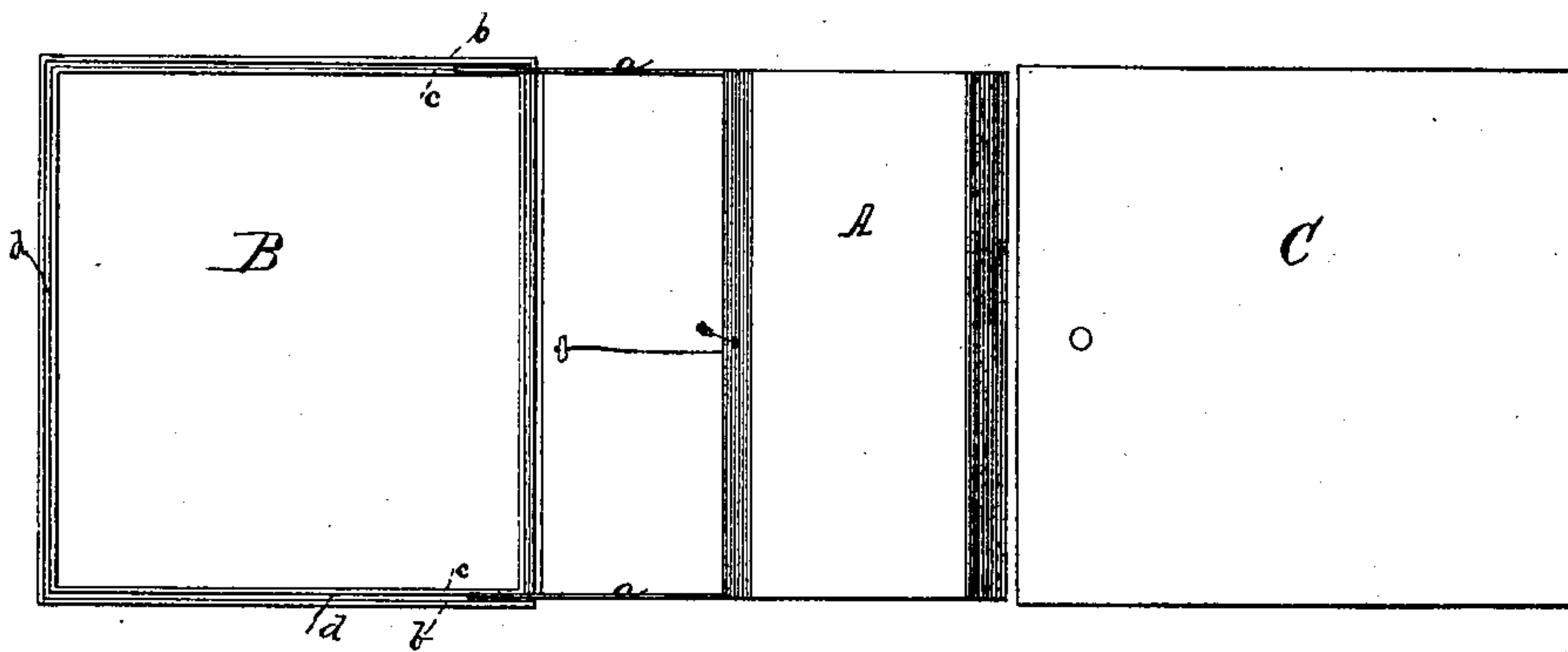


Fig. 3.



Witnesses.

Otto Schupeland
Chas. Wählers.

Inventor.

John C. Budd
by Vandeventer & Hauff
his attys.

UNITED STATES PATENT OFFICE.

JOHN C. BUDD, OF BROOKLYN, NEW YORK.

IMPROVEMENT IN HAT AND FUR BOXES.

Specification forming part of Letters Patent No. **167,985**, dated September 21, 1875; application filed August 31, 1875.

To all whom it may concern:

Be it known that I, JOHN C. BUDD, of the city of Brooklyn, in the county of Kings and State of New York, have invented a new and useful Improvement in Boxes, which improvement is fully described in the following specification, reference being had to the accompanying drawing, in which—

Figure 1 represents a vertical section of my box when the same is closed. Fig. 2 is a similar section of the same when open. Fig. 3 is a plan of the same.

Similar letters indicate corresponding parts.

This invention consists in the combination of a sliding holder with a box and a cover, which latter is provided with two flanges, which are separated from each other by a filling-piece in such a manner that when the cover is closed the flanges embrace the edges of the box, while the filling-piece closes down against the aforesaid edges, whereby a tight joint is produced, and substantial strength and stiffness imparted to the cover.

In the drawing, the letter A designates the sliding holder, which is provided with short arms *a*, to which is hinged the cover or lid B. Said holder is made to fit the interior of the box C, so that it can be pushed in to the position shown in Fig. 1, or that it can be drawn out to the position shown in Figs. 2 and 3.

The holder A is made in various forms, according to the goods for which the same is to be used. If the box is to be used for a set of fur, the holder is made segmental, as shown in the drawing, so that it will be fit to receive a muff. If the box is to be used for hats or bonnets, the shape of the holder must be changed accordingly.

The lid or cover B is constructed with two flanges, *b c*, which are separated from each other by a filling-piece, *d*. This filling-piece is placed edgewise between the two flanges, and when the cover is closed the flanges straddle the edges of the box, while the filling-piece shuts down against said edges, so that a tight joint is formed, and at the same time, by the filling-piece, the strength and stiffness of the cover is materially increased.

It must be remarked that the arms *a* of the holder A are pivoted to the inner flange *c* of the cover, so that when the cover is closed said arms are perfectly concealed.

The holder A can be withdrawn entirely from the box C, and if the cover is turned down flat, as shown in Figs. 2 and 3, the goods previously contained in the box can be exhibited to good advantage by placing them partly in the holder and partly in the cover.

When the holder is pushed into the box and the cover is closed the goods contained in the box are fully protected against dust, insects, or other impurities.

What I claim as new, and desire to secure by Letters Patent, is—

The combination of a sliding holder, A, a box, C, and a cover, B, provided with two flanges, *b c*, and an intervening filling-piece, *d*, substantially as described.

In testimony that I claim the foregoing I have hereunto set my hand and seal this 28th day of August, 1875.

JOHN C. BUDD. [L. S.]

Witnesses:

J. VAN SANTVOORD,
E. F. KASTENHUBER.