

J. SEAMAN.
Inside Venetian Blind.

No. 167,942.

Patented Sept. 21, 1875.

Fig. 1.

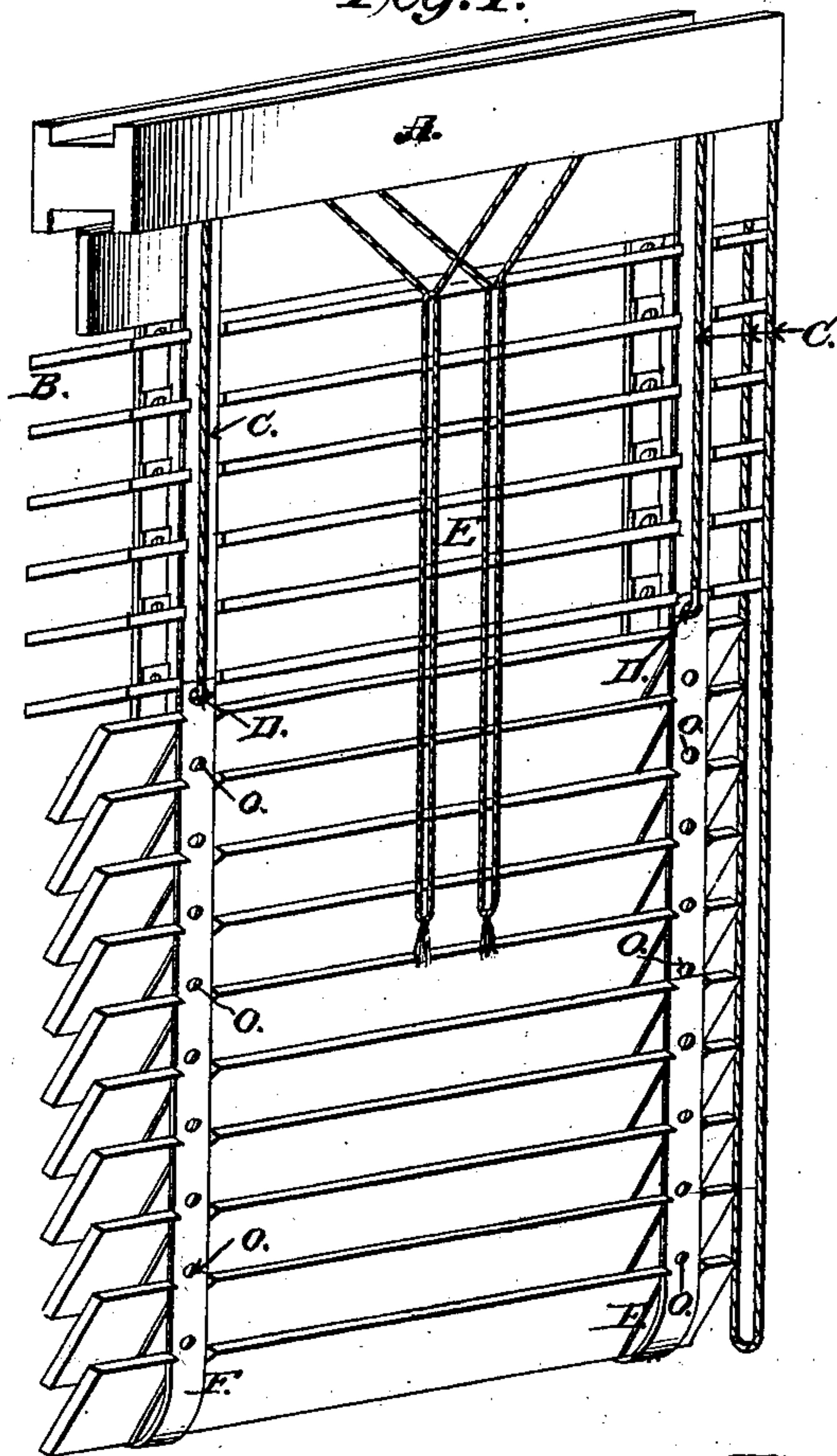


Fig. 3.




Fig. 4.

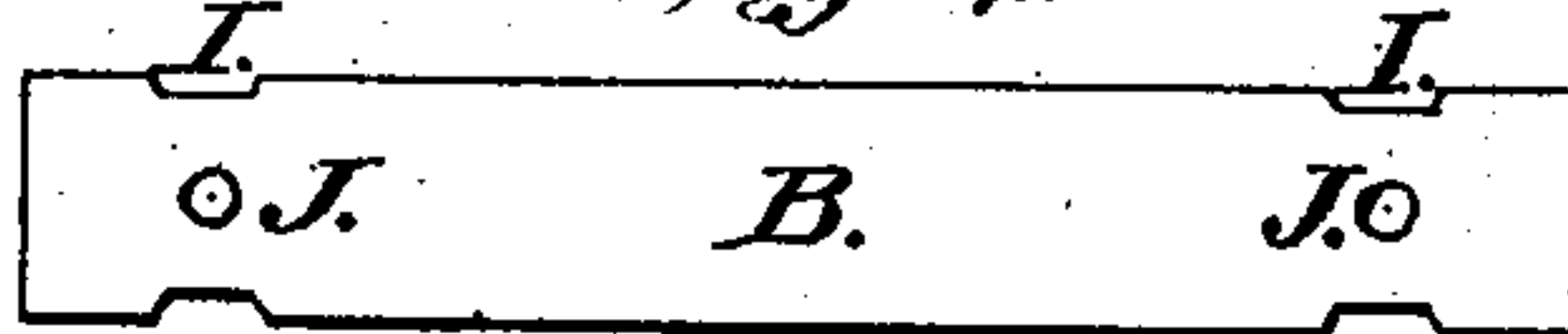
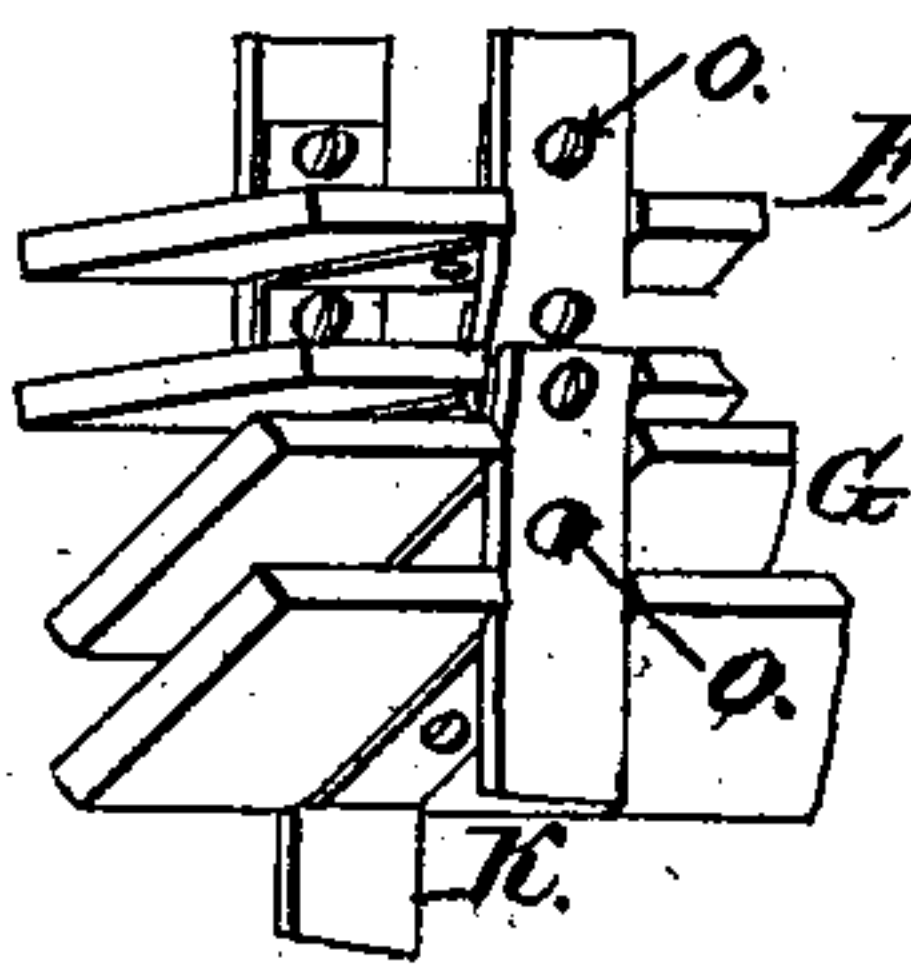


Fig. 2.



Witnesses:

James Ford
M. J. Ellis

Inventor:

John Seaman

UNITED STATES PATENT OFFICE

JOHN SEAMAN, OF ANDOVER, N. Y.; EMELINE SEAMAN, ADMINISTRATRIX,
ASSIGNOR OF ONE-HALF INTEREST TO JAMES FORD, OF SAME PLACE.

IMPROVEMENT IN INSIDE VENETIAN BLINDS.

Specification forming part of Letters Patent No. **167,942**, dated September 21, 1875; application filed
February 19, 1875.

To all whom it may concern:

Be it known that I, JOHN SEAMAN, of Andover, in the county of Allegany and State of New York, have invented certain Improvements in Window-Blinds, of which the following is a specification:

My invention relates to improvements in window-blinds; and it consists in the employment of straps, in connection with loops, and recessed slats united by eyelets, as will be hereinafter more fully set forth.

Figure 1 is a perspective view of the shade with upper half open as a shade, while the lower half is partially closed as a blind. Fig. 2 is a view of a portion of one side of the blind, showing the take-up or contraction in the principal strap, and the loops or supports of the slats. Fig. 3 is a plan view of the head, showing the pulleys and the operating-cords. Fig. 4 is a slat prepared to be put into a shade, showing the perforations to receive the eyelets that attach it to the loop, and the niches or recesses in the edges.

A is the head or top of the shade, in which are situated the supports from which the shade is suspended, and the pulleys H H H, over which the cords used for operating the shade work. F F are straps, which pass over the supports, and extend down on the back and front of the shade, and compose the frame or principal straps which support the body of the shade. These are connected in pairs by means of loops K of similar material to the straps F, and situated horizontally between straps F. Their length is sufficient to allow straps F to separate a distance greater than the width of the slat used, and attached to straps F a distance apart less than the width of the slat. Loops K are secured to straps F by means of eyelets o o o being inserted through both, and riveted down on each side. The loop is also secured to the slat in same manner. E E are cords, used for operating—*i. e.*, for opening and closing the shade. They

consist of pairs, one pair being attached to the straps F, near the top in front, and another pair to straps F at the back of shade, from whence they respectively pass up through the head A over one of the pulleys H, thence along the top to the center, where they pass over another pulley through the head and fall in front. The third pair, C, which falls to the right of shade, passes up through the head, where one part, passing directly over a pulley, comes down to and is attached to strap F on the right front of shade, while the other part passes over the top of the head to a pulley, and passes over the pulley down to and is attached to strap F on left front of shade. These are attached to the straps F by means of hooks D secured to the ends of the cords, and hooked into eyelets in straps F. B is a slat prepared to be placed in the shade or blind. J J are perforations to receive the eyelets, which secure it to the loops. I I are niches or recesses in its edges. The length of each recess should be equal to or greater than the width of the material composing the loop on which it works, and its depth sufficient to effect the desired object. Its use is to receive the loop when in the act of closing the blind, and thereby prevent the loop operating as a support or rest for the lower edge of the slat, by which it is held at an angle, and prevents the closing. By the recess the slat is relieved from said support, and enabled to fall into a perpendicular position, by which it is caused to close upon its fellow, and perfects the closing.

I claim as my invention—

In a window-blind, the straps F, in combination with the loops K and recessed slats B, united by eyelets, substantially as described, and for the purpose set forth.

JOHN SEAMAN.

Witnesses:

B. C. COLE,
A. C. FRISBEY.