

A. BECHET.

Removable Drip-Cup for Argand Lamps.

No. 167,869.

Patented Sept. 21, 1875.

Fig. 1.

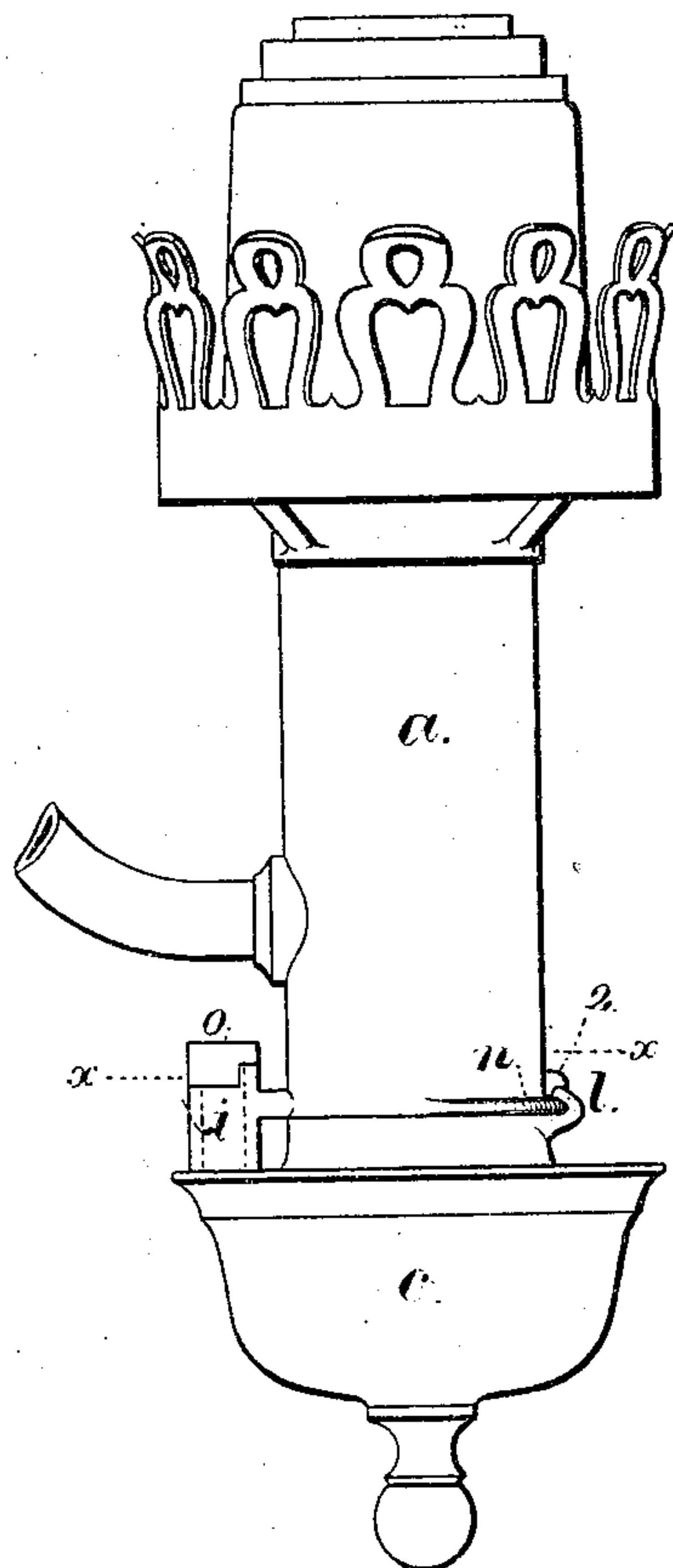


Fig. 3.

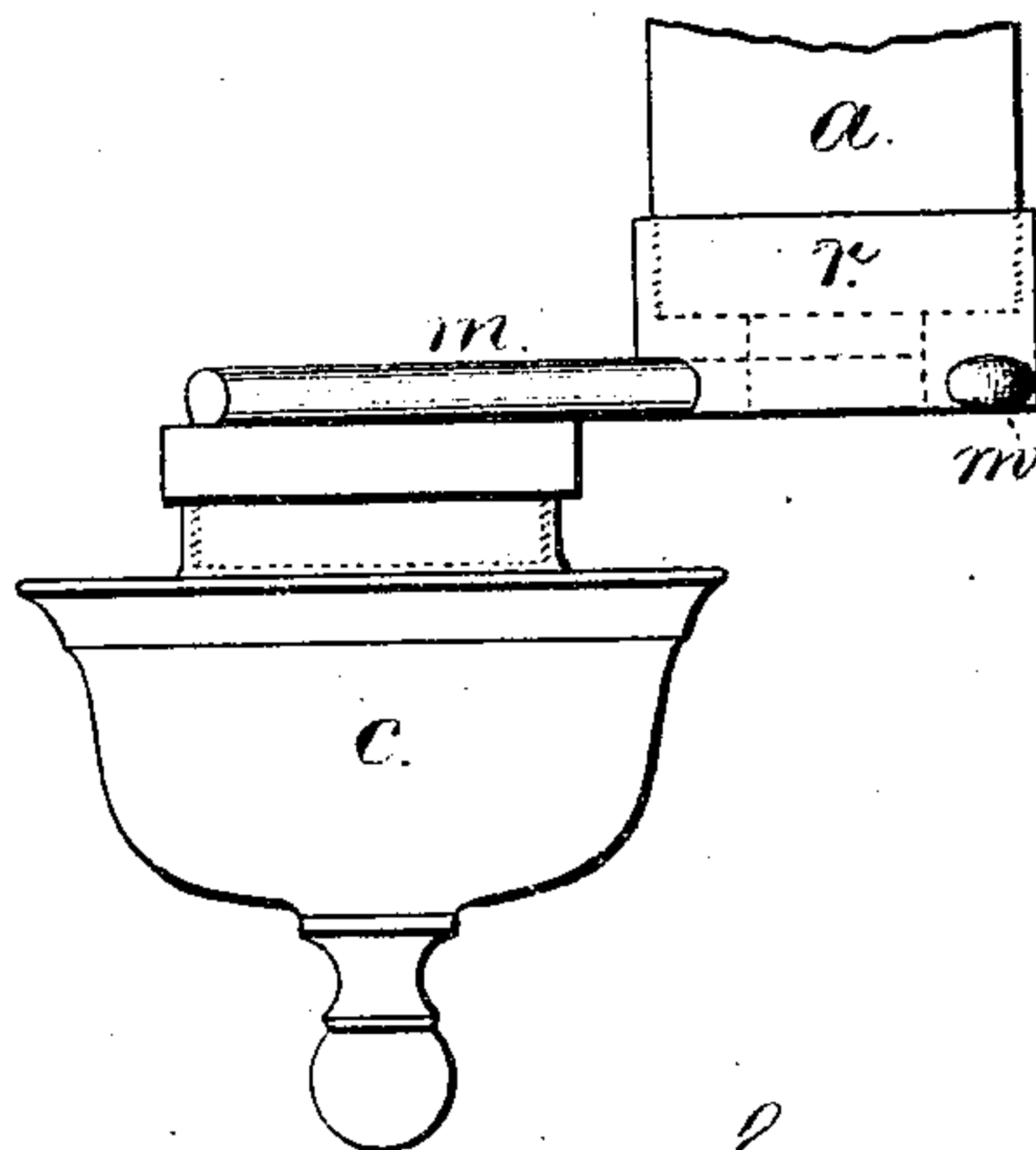


Fig. 2.

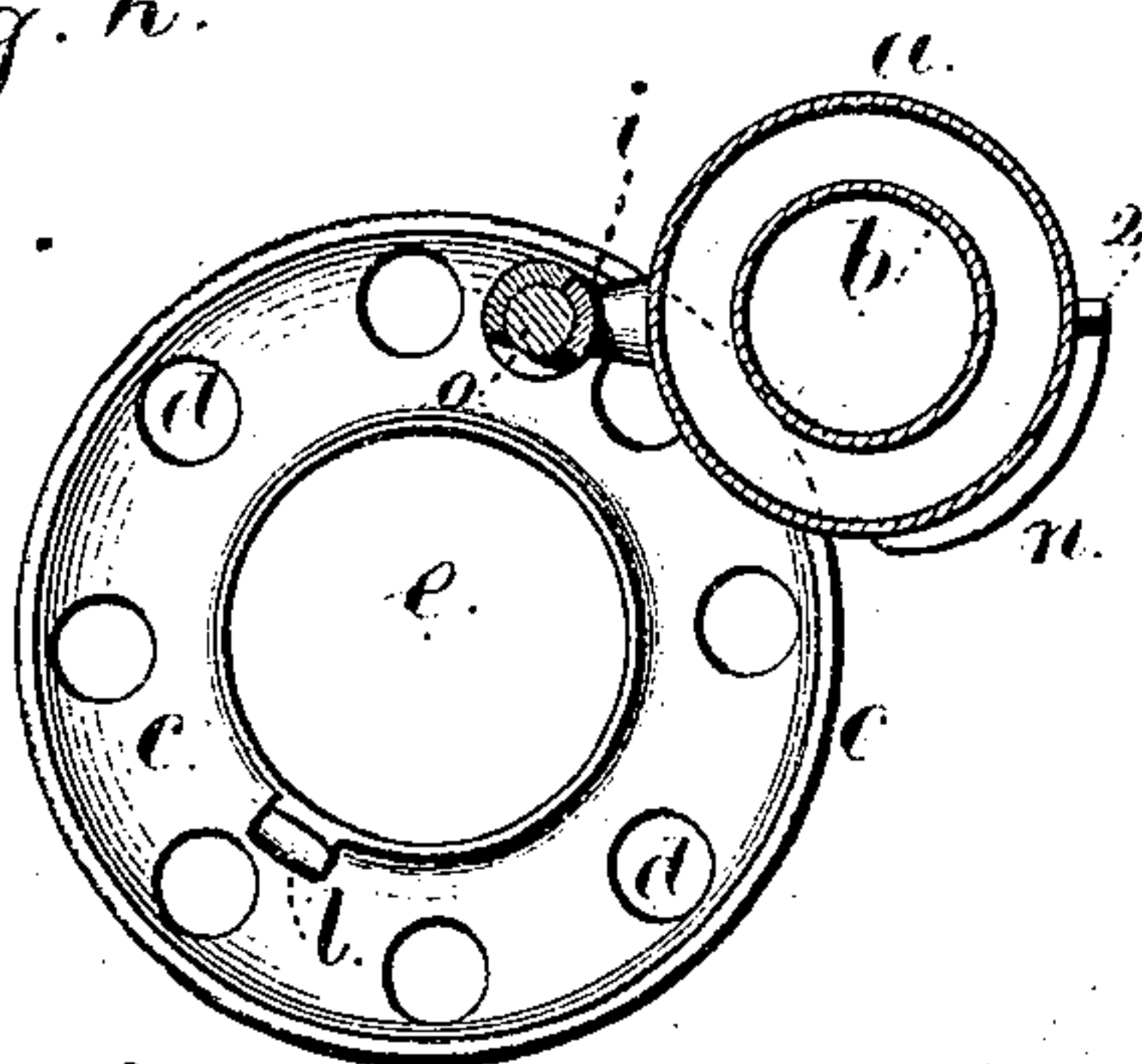
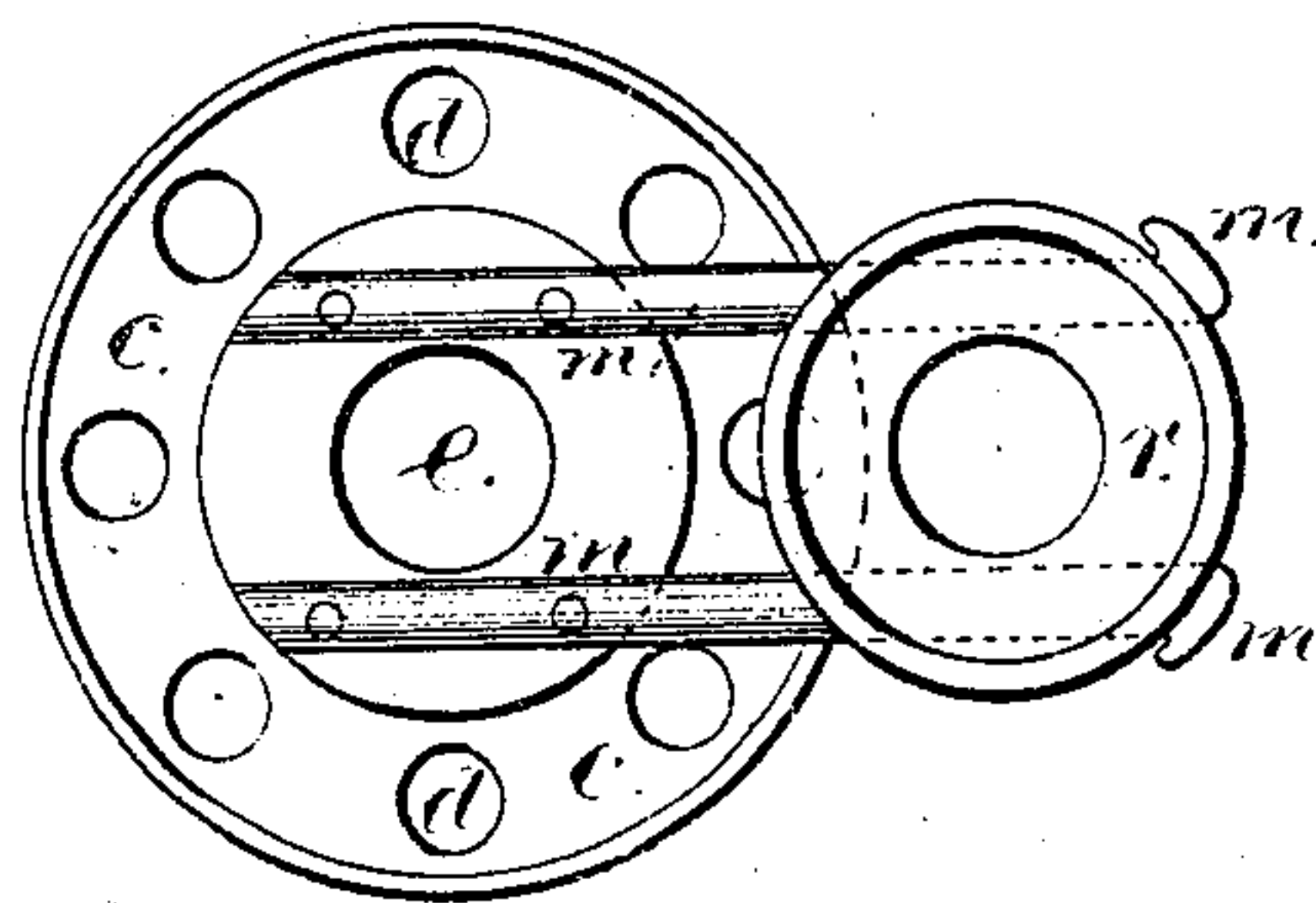


Fig. 4.



Witnesses,

char. H. Smith  
Harold Perrell

Inventor

Alphonse Bechet  
per Lemuel W. Perrell  
att'y

# UNITED STATES PATENT OFFICE.

ALPHONSE BECHET, OF CLIFTON, ASSIGNOR TO CHARLES F. A. HINRICHS,  
OF BROOKLYN, NEW YORK.

## IMPROVEMENT IN REMOVABLE DRIP-CUPS FOR ARGAND LAMPS.

Specification forming part of Letters Patent No. **167,869**, dated September 21, 1875 ; application filed  
August 23, 1875.

*To all whom it may concern:*

Be it known that I, ALPHONSE BECHET, of Clifton, in the county of Richmond and State of New York, have invented an Improved Removable Drip-Cup for Argand Burners, of which the following is a specification:

Argand lamps are frequently placed upon brackets and in chandeliers, where it is difficult to remove the chimney for trimming and lighting, on account of being considerably above the person. In some instances the drip-cup has been removed and the light inserted through the central air-tube, and in other instances the drip-cup has been made with a central hole through it to allow the torch to be passed in to light the lamp.

My invention is made to facilitate the removal of the drip-cup, so that the torch may be passed up through the central air-tube to the wick. This is accomplished by moving the drip-cup aside bodily, and in a horizontal plane, either by a swinging or a sliding movement, so that the contents of the drip-cup will not be spilled, and the drip-cup, when turned back to place, will shield the air-tube from sudden drafts and currents of air, as usual, and the difficulties experienced with the open air-tube or the tubular drip-cup, from inequalities of movement in the surrounding atmosphere, will be prevented.

In the drawing, Figure 1 is an elevation of the Argand burner and swinging drip-cup. Fig. 2 is a sectional view of the same at the line *x x*, with the drip-cup turned aside. Fig. 3 is a side view, and Fig. 4 is a plan view, of the drip-cup slid along sidewise from beneath the burner.

The Argand burner is composed of the outer tube *a* and inner or air-tube *b*, as usual, the oil and the wick being between these. The drip-cup *c* is of any desired size or shape, and it is made with holes around its upper portion at *d*, and a central opening, *e*, to correspond with the air-tube *b* or the tube *a*, as usual. The drip-cup *c* is made so as to be moved bodily from beneath the air-tube by sliding or swinging it in a horizontal plane.

For this purpose, in Figs. 1 and 2, I have shown a short cylinder, *i*, attached by an arm to the tube *a*, and within this cylinder *i* there

is a headed pin, *o*, that is attached at its lower end to the drip-cup, and there are projections on the cylinder *i* and head of the pin *o*, respectively, to form stops that limit the movement of the drip-cup, as it is turned in below the air-tube *b*, or swung out from that position to the one shown in Fig. 2, and in order to lock the swinging portion of the drip-cup to the burner, as well as to stop the same, I use the hook *l* upon the drip-cup and a ledge, *n*, upon the bottom of the tube *a*, having a stop, 2, at the end of the ledge, as seen in Fig. 2.

In place of attaching the drip-cup to swing in a horizontal plane, it may be made to slide horizontally upon any suitable supports or slides. I have shown in Figs. 3 and 4 the parallel wires *m* attached to the top of the drip-cup, and running through the ring *r* that is screwed upon the lower end of the burner. The grooves in the lower surface of this ring *r* are adapted to the wires, so that they will slide freely therein and allow the drip-cup to be moved horizontally either beneath the air-tube or away from the same, as shown, in order that a torch or lighter can be inserted from beneath up through the air-tube for lighting the lamp. Thus it will be unnecessary to remove the chimney of the Argand burner for lighting.

The lamp may be extinguished by blowing up through this air-tube; and, as there has been a trimming device made and patented that is inserted up from below through the air-tube, the drip-cup may be moved aside for trimming the lamp, as well as for lighting and extinguishing.

I claim as my invention—

The drip-cup *c*, for an Argand-lamp burner, connected to the burner, substantially as set forth, so as to be moved aside horizontally from beneath the air-tube of the burner, as specified.

Signed by me this 20th day of August, A. D. 1875.

A. BECHET.

Witnesses:

GEO. T. PINCKNEY,  
CHAS. H. SMITH.