

A. J. O'SHEA.
Printers' Quoins.

No. 167,780.

Patented Sept. 14, 1875.

Fig. 1.

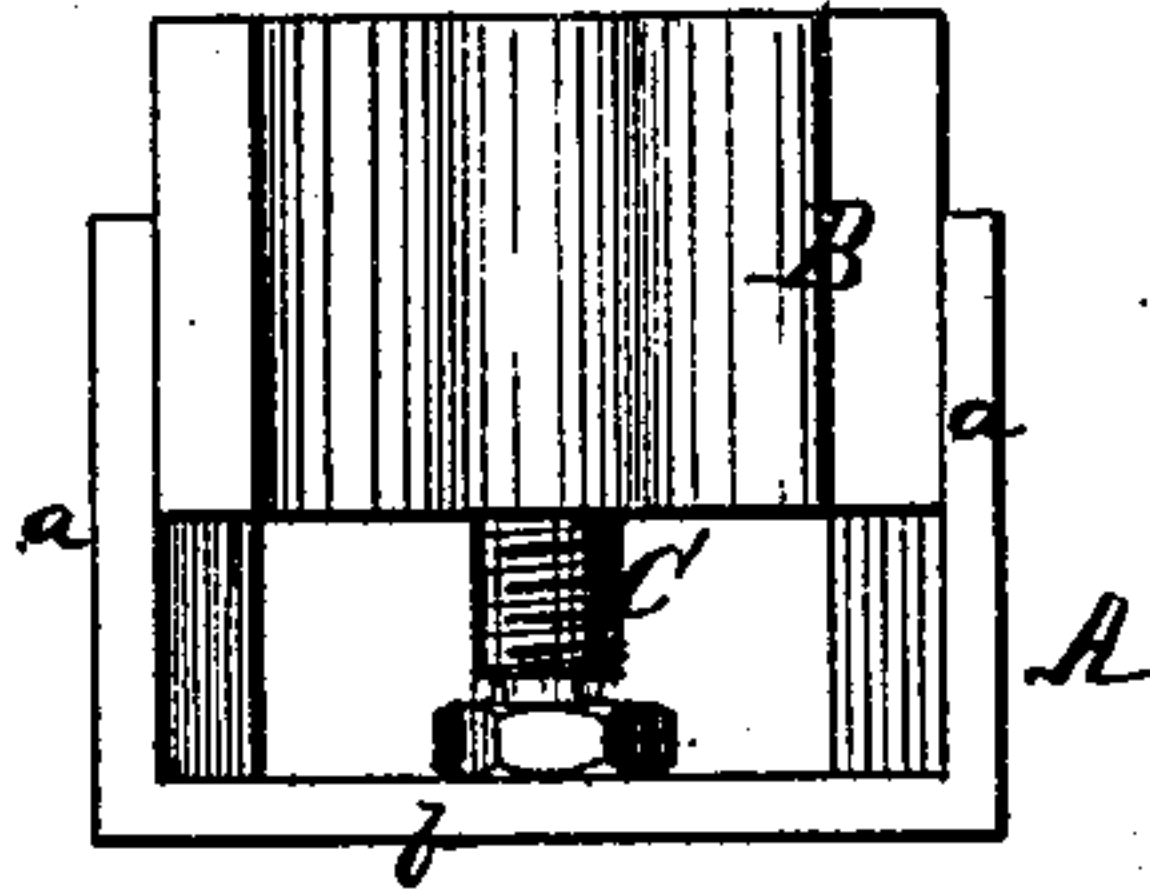


Fig. 2.

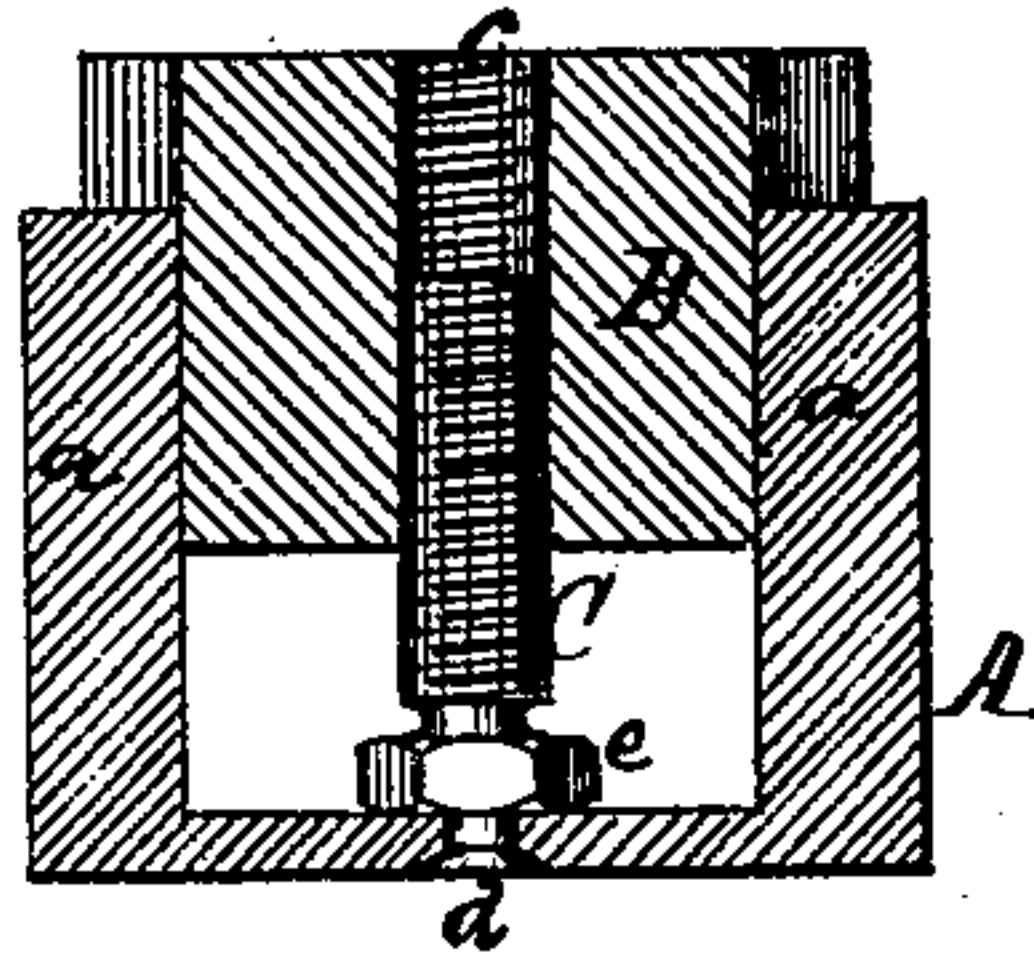
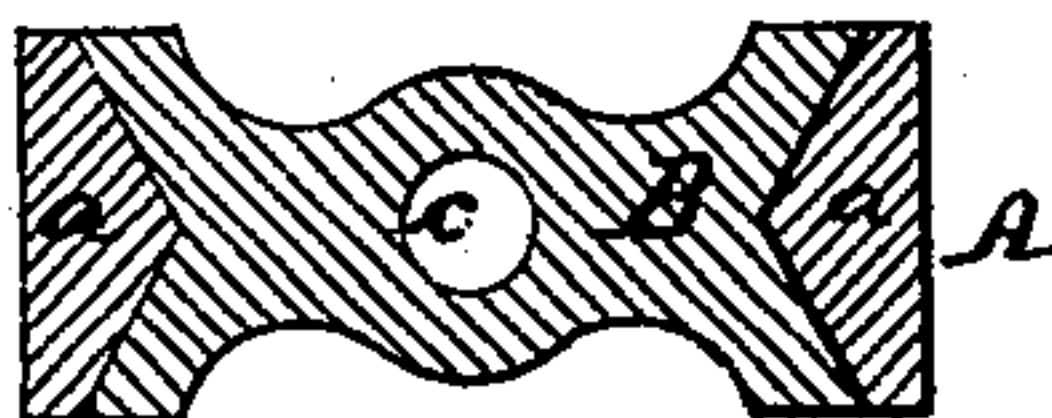


Fig. 3.



Witnesses.

Otto Hufeland.
Chas. Wahlers.

Inventor.

Andrew Jackson O'Shea
pr
Van Santvoord & Hauff
Attors

UNITED STATES PATENT OFFICE.

ANDREW JACKSON O'SHEA, OF JERSEY CITY, NEW JERSEY.

IMPROVEMENT IN PRINTERS' QUOINS.

Specification forming part of Letters Patent No. **167,780**, dated September 14, 1875; application filed July 30, 1875.

To all whom it may concern:

Be it known that I, ANDREW JACKSON O'SHEA, of Jersey City, in the county of Hudson and State of New Jersey, have invented a new and useful Improvement in Printer's Quoins, which improvement is fully set forth in the following specification, reference being had to the accompanying drawing, in which—

Figure 1 represents a side view. Fig. 2 is a vertical section. Fig. 3 is a horizontal section.

Similar letters indicate corresponding parts.

This invention relates to printers' quoin composed of a \sqsubset -shaped guide-frame, a follower which moves in said guide-frame, and a screw which swivels in the cross-bar of the guide-frame, and is tapped into a socket in the follower.

In the drawing, the letter A designates the guide-frame of my quoin, which is \sqsubset -shaped, and, by preference, cast of brass or malleable iron, or which may be made of any suitable material. The inner faces of the uprights $a a$ of said guide-frame are ∇ -shaped, and between them is fitted the follower B. This follower consists of a square block, which is, by preference, made of cast metal, but which may be made of any suitable material, and it is provided with a screw-socket, c , which is tapped to receive the screw C. This screw is supported in the cross-bar b of the guide-

frame A, and it is provided with a pivot, d , which fits a hole in said cross-bar, and which, after having been passed through said hole, is provided with a head so that the screw C can freely turn, while it is prevented from becoming accidentally disconnected from the guide-frame. On the screw C is formed a head, e , which forms a shoulder bearing against the inner face of the cross-bar b , and which is made square or polygonal, so that a suitable wrench can be applied for the purpose of turning the screw.

By these means a quoin is produced which can be used with great convenience for the purpose of locking up a form, also for spacing and for adjusting the several portions of said form, so that they will properly register.

What I claim as new, and desire to secure by Letters Patent, is—

A printers' quoin, composed of a guide-frame, A, follower B, and screw C, which swivels in the cross-bar of the guide-frame, all combined and operating substantially as shown and described.

In testimony that I claim the foregoing I have hereunto set my hand and seal this 24th day of July, 1875.

ANDREW JACKSON O'SHEA. [L. S.]

Witnesses:

W. HAUFF,

E. T. KASTENHUBER.