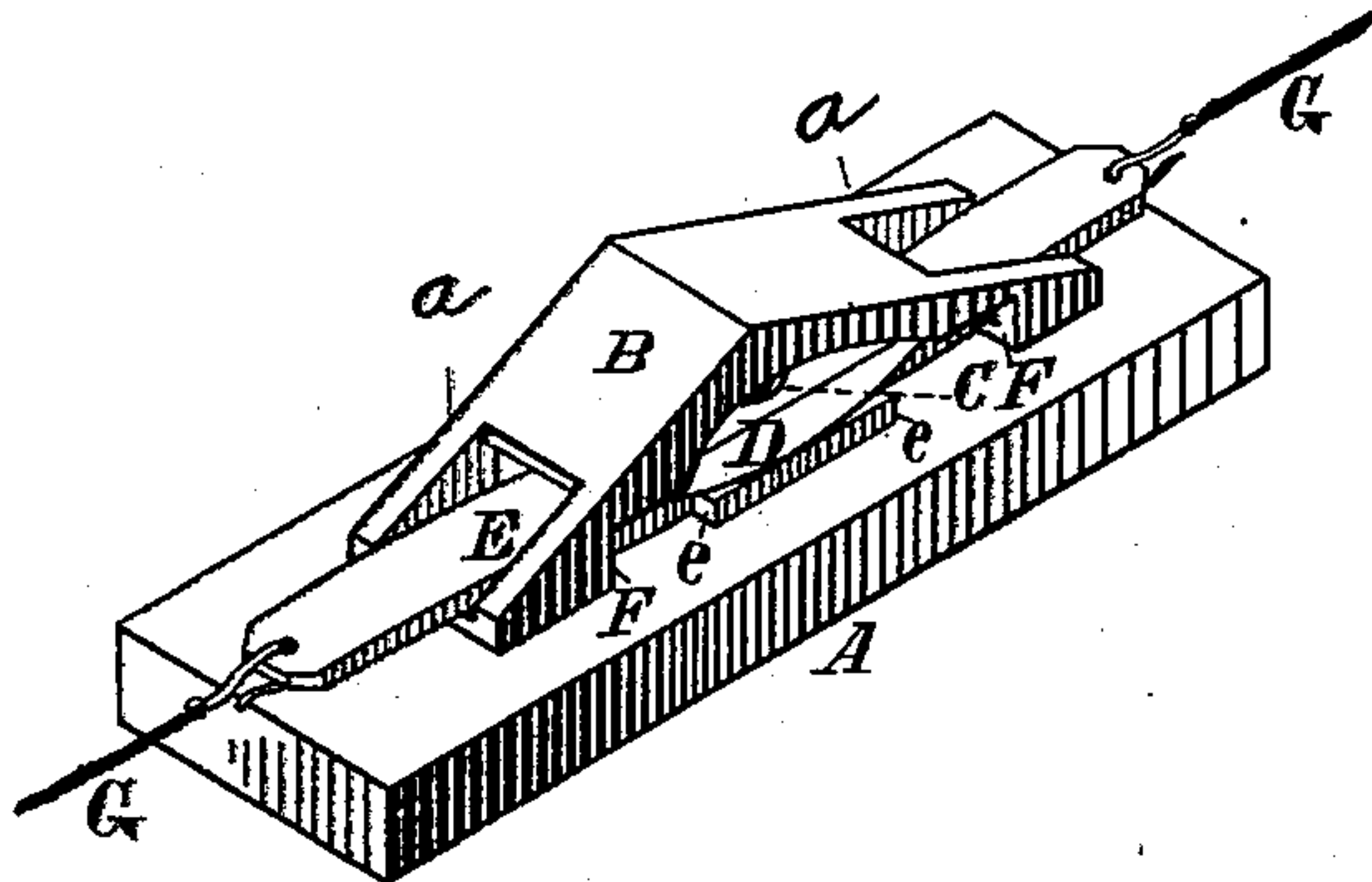


W. W. STEVENSON & I. NUTTALL.

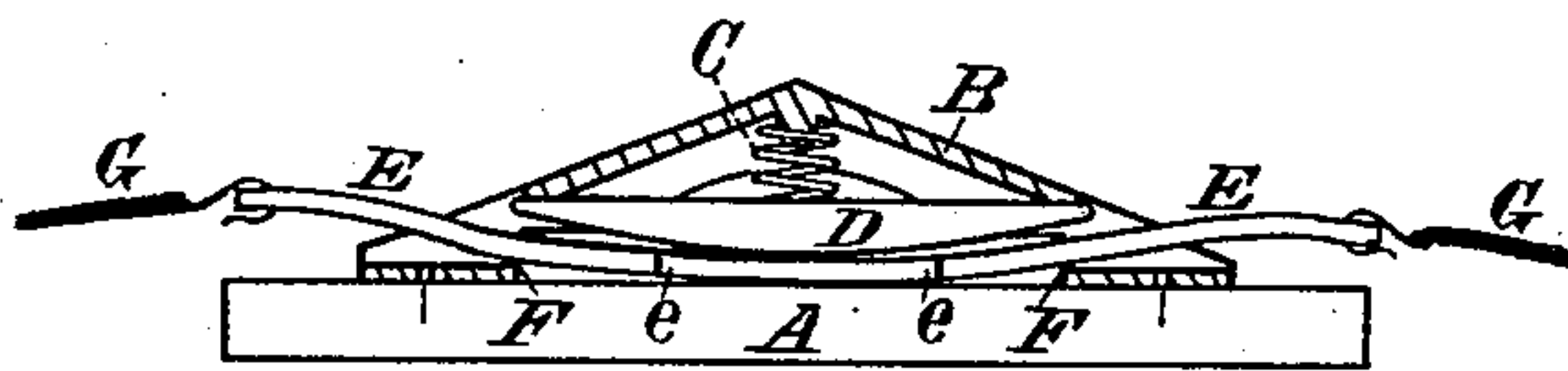
## Picker-Staff Check.

No. 167,707.

Patented Sept. 14, 1875.




**Fig.1.**



**Fig.2**

Witnesses;  
H. E. Metcalf  
Charles B Hoyt

Inventors:  
W. W. Stevenson  
Isaac Nuttall  
Per C. Ashaw.  
 Atty.

# UNITED STATES PATENT OFFICE.

WILLIAM W. STEVENSON AND ISAAC NUTTALL, OF TAUNTON, MASS.

## IMPROVEMENT IN PICKER-STAFF CHECKS.

Specification forming part of Letters Patent No. **167,707**, dated September 14, 1875; application filed August 26, 1875.

*To all whom it may concern:*

Be it known that we, WILLIAM W. STEVENSON and ISAAC NUTTALL, of Taunton, in the county of Bristol, State of Massachusetts, have invented a certain new and useful Improvement in Picker-Staff Arresters or Shuttle-Checks, of which the following is a description sufficiently full, clear, and exact to enable any person skilled in the art or science to which our invention appertains to make and use the same, reference being had to the accompanying drawing, forming a part of this specification, in which—

Figure 1 is an isometrical perspective view, and Fig. 2 a vertical longitudinal section.

Like letters of reference indicate corresponding parts in the different figures of the drawing.

Our invention relates to that class of picker-staff arresters or bunters which are usually attached to the lathe of the loom; and consists in a novel construction and arrangement of the parts, as hereinafter more fully set forth and claimed, by which a simpler, cheaper, and more effective device of this character is produced than is now in ordinary use.

The nature and operation of our invention will be readily obvious to all conversant with such matters from the following description:

In the drawing, A represents the lathe, and B the case of the arrester, which may be secured to the center of the lathe in any convenient manner. The case is of metal, preferably cast in one piece, and provided at either end with a stop or shoulder, F, and an aperture, *a*. Disposed within the case there is a plano-convex-shaped friction-pad, D, having its convex side nearest the lathe, and between

the pad and top of the case there is a vertically-arranged coiled spring, C, which acts expansively to force the pad in a downward direction. A leather strap, E, widened at its center to form the shoulders *e e*, is arranged between the pad and lathe, the ends of the strap protruding through the apertures *a a*, and being respectively connected to the picker-staffs by the rods G G.

In the use of our improvement it will be obvious that the strap E will be drawn back and forth under the pad, the longitudinal movements of the strap being limited by the shoulder *e* coming in contact with the shoulder F, thus stopping or arresting the motion of the staffs in a manner which will be fully understood without a more detailed explanation.

By the use of our invention it will be obvious that the shuttle will be brought to a gradual stop in its box, and will remain loose or unconfined at the end of each stroke of the picker-staff, thereby dispensing with the use of binders for holding the shuttle, thus enabling the loom to be run at a greater speed, and with less power, than when the ordinary arrester or shuttle-check is employed.

Having thus explained our improvement, what we claim is—

The improved picker-staff arrester or shuttle-check described, consisting of the case B, strap E, pad D, and spring C, constructed and arranged to operate substantially as set forth and specified.

WILLIAM W. STEVENSON. [L. S.]  
ISAAC NUTTALL. [L. S.]

Witnesses:

C. A. SHAW,  
H. E. METCALF.