

MARANDA R. NICKERSON & N. M. TRIPP.

Baby-Walker.

No. 167,683.

Patented Sept. 14, 1875.

Fig. 1.

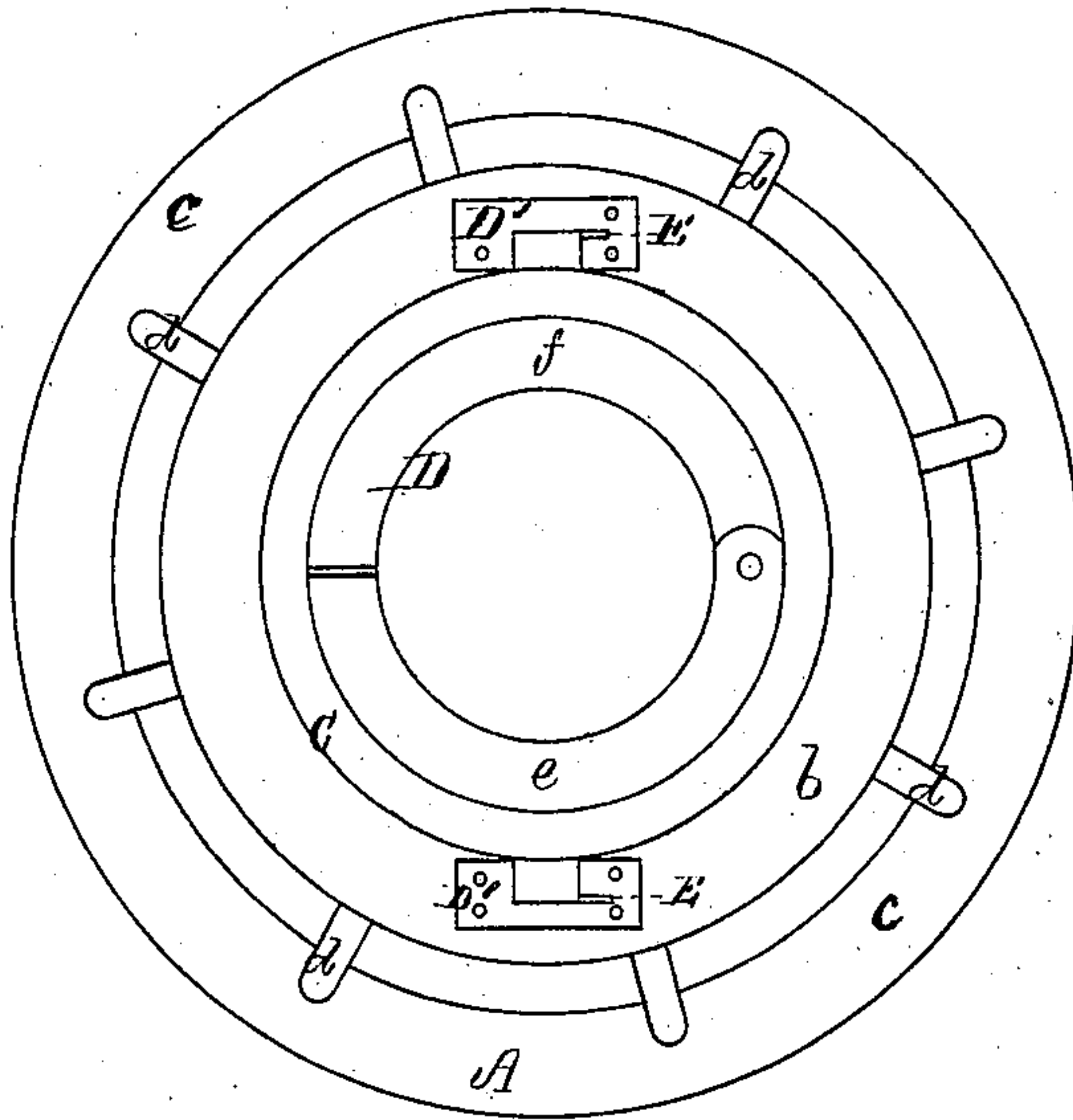


Fig. 2.

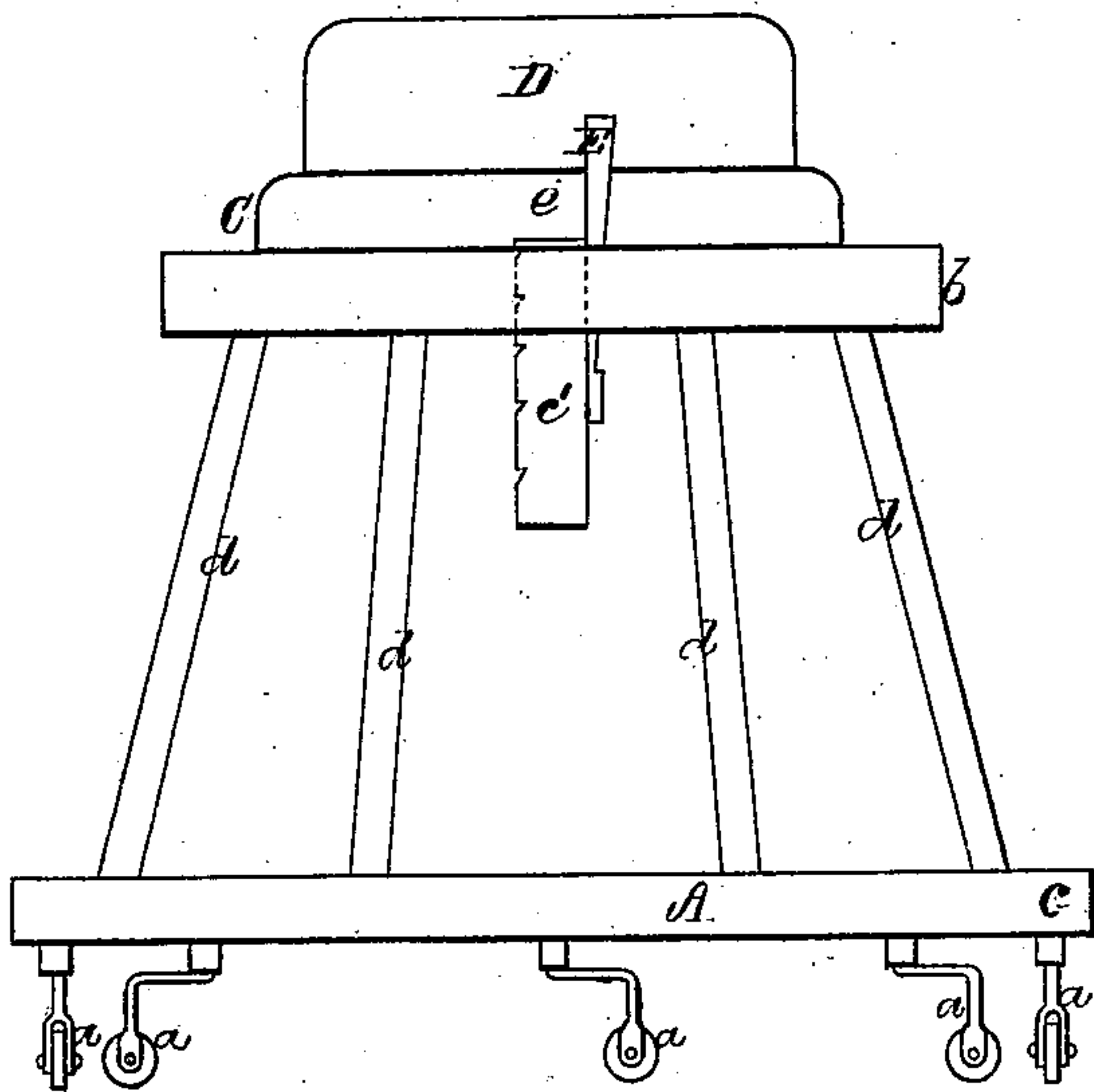
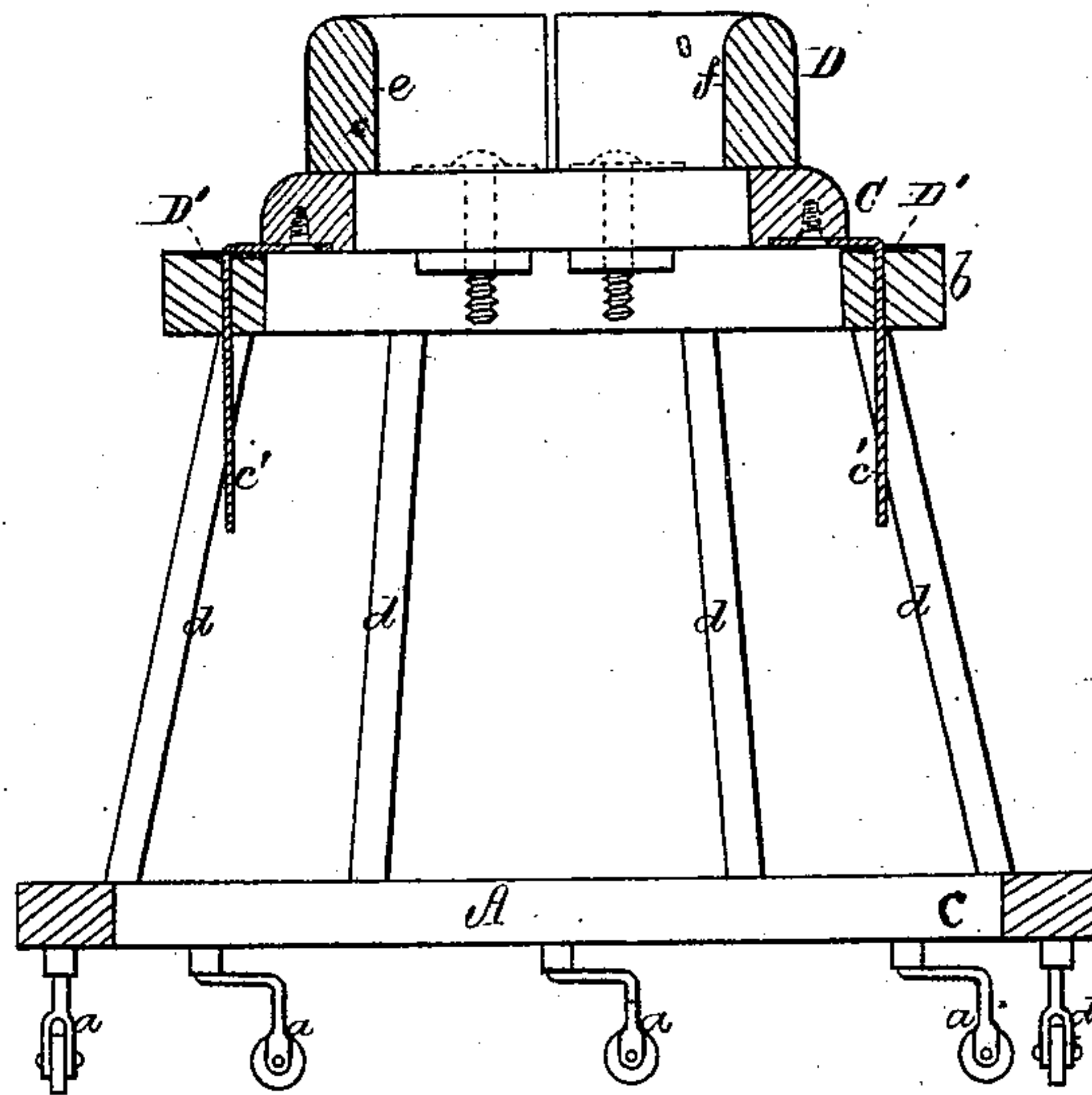


Fig. 3.



Witnesses:

S. M. Piper

L. N. Hille

Maranda R. Nickerson.

Nathan M. Tripp.

by their attorney.

R. H. Hilly

UNITED STATES PATENT OFFICE.

MARANDA R. NICKERSON AND NATHAN M. TRIPP, OF SOUTH WAREHAM,
MASSACHUSETTS.

IMPROVEMENT IN BABY-WALKERS.

Specification forming part of Letters Patent No. **167,683**, dated September 14, 1875; application filed
June 15, 1875.

To all whom it may concern:

Be it known that we, MARANDA R. NICKERSON and NATHAN M. TRIPP, of South Wareham, of the county of Plymouth and State of Massachusetts, have invented a new and useful Improvement in Walking-Stands for Children; and do hereby declare the same to be fully described in the following specification, and represented in the accompanying drawings, of which—

Figure 1 is a top view, Fig. 2 a side elevation, and Fig. 3 a transverse section, of one of our improved walking-stands.

It is composed, first, of a conical cage or frustum, A, revolved on casters *a a a*, and consisting of two rings, *b c*, and a series of bars, *d*, extending from one to the other of them; all being as represented; second, of two other rings, C D, arranged one on the other, and above the upper ring *b* of the cage. The ring C has two arms, *c' c'*, extending down from it through mortises made through the ring *b*, and two plates, *D' D'*, of metal fixed therein, each of the said arms having a series of notches in one edge of it to catch upon the plate. Wedges E E, inserted in the plates, and arranged against the arms, as shown, serve to keep the arms in engagement with the plates. The object of the devices connect-

ing the ring C with the cage A is to enable such ring to be adjusted to different elevations relatively to the cage. The ring D is formed in two semicircular portions, *e f*, hinged together, and pivoted at the hinge to the ring C, such being to enable the ring D to be opened for admission of a child into it and the cage, the ring being subsequently closed around the body of the child, directly beneath the arm-pits thereof.

While the ring D answers to support the child, the ring C and its connections with the cage serve to effect the vertical adjustment of the ring D to the required height for the feet of the child to come into contact with the floor. The whole constitutes a stand of much use in teaching a child to walk.

We claim—

The improved child's walking-stand, as described, consisting of the cage A, the ring C, the semi-rings *e f*, the latch-arms or racks *c' c'*, the plates *D' D'*, and wedges E E, arranged and applied as specified.

MARANDA R. NICKERSON.
NATHAN M. TRIPP.

Witnesses:

HARRIET HAYDEN,
BENJAMIN F. BURBANK.