

G. MEYER.
Device for Pitching Barrels.

No. 167,681.

Patented Sept. 14, 1875.

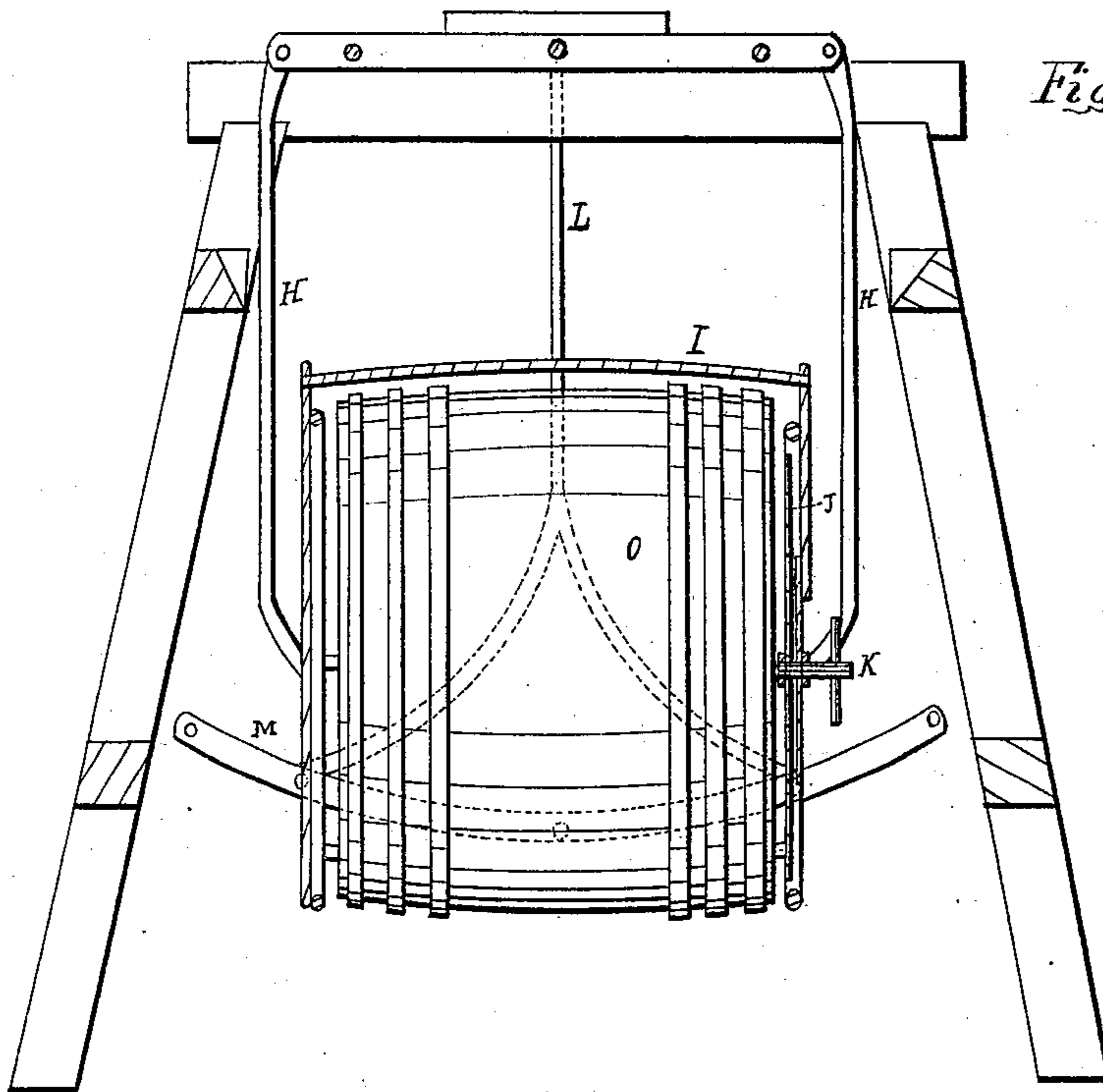
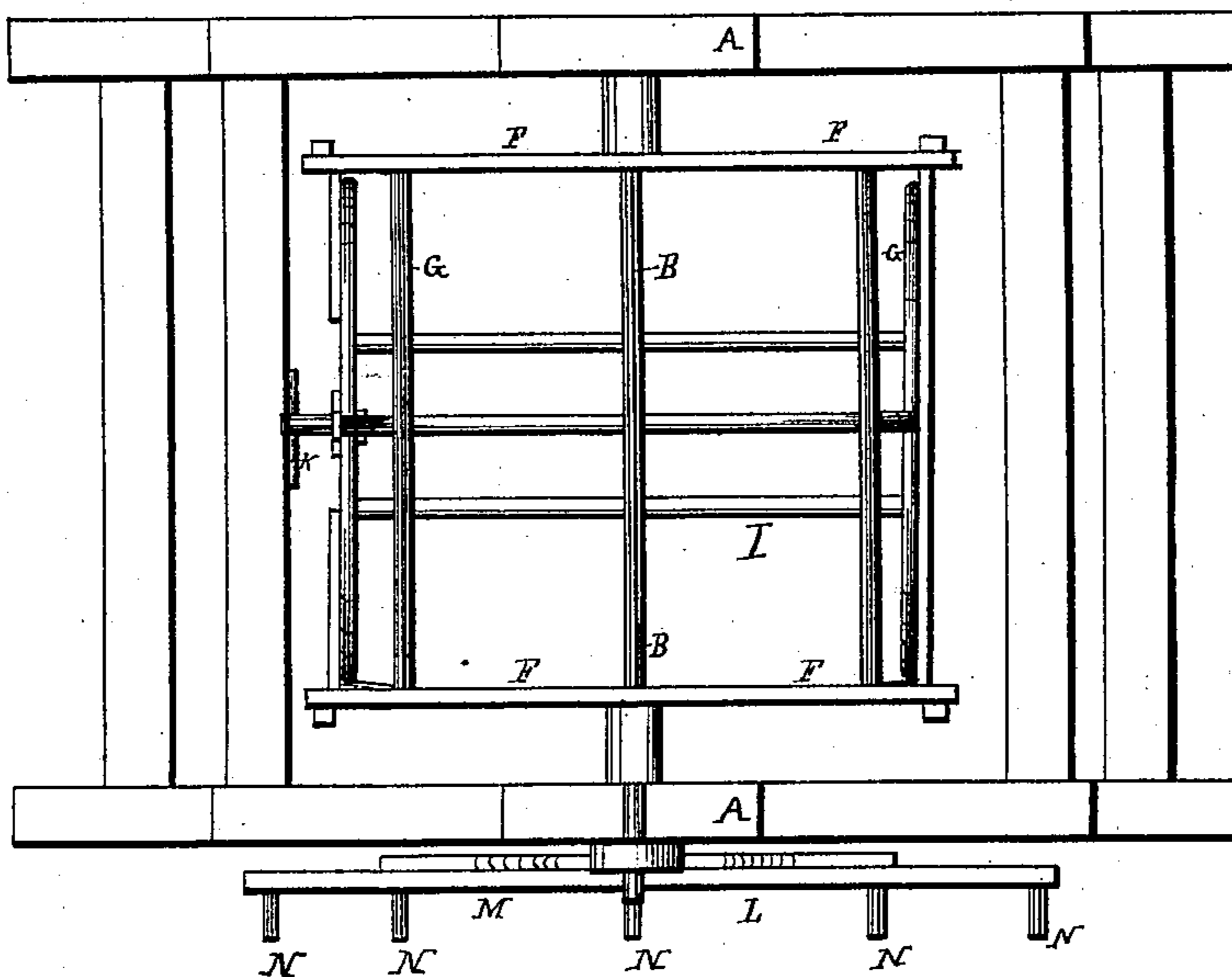


Fig. 1.

Fig. 2.



Witnesses;
Chas. C. Gill
Fred. R. Goodridge

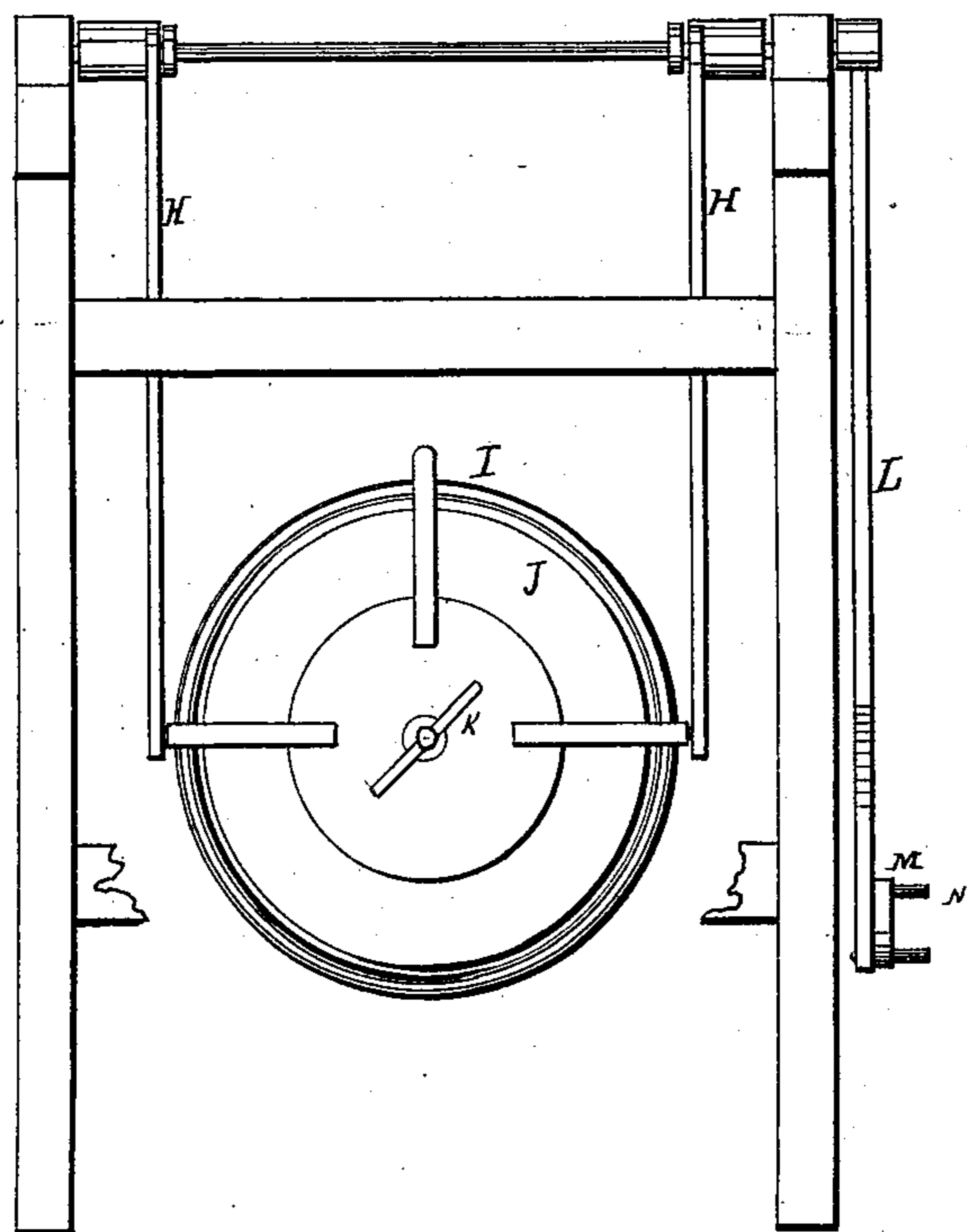
Inventor;
Gustavus Meyer
by his Atty.
Chas. C. Gill

G. MEYER.
Device for Pitching Barrels.

No. 167,681,

Patented Sept. 14, 1875.

Fig. 3.



Witnesses:
Chas. C. Gill
Fred. R. Goodridge

Inventor:
Gustavus Meyer
by his Attys.
Wm. Cox

UNITED STATES PATENT OFFICE.

GUSTAVUS MEYER, OF QUINCY, ILLINOIS, ASSIGNOR OF ONE-HALF HIS
RIGHT TO JULIUS FRANKE, OF SAME PLACE.

IMPROVEMENT IN DEVICES FOR PITCHING BARRELS.

Specification forming part of Letters Patent No. **167,681**, dated September 14, 1875; application filed
April 7, 1875.

To all whom it may concern:

Be it known that I, GUSTAVUS MEYER, of Quincy, Adams county, Illinois, have invented new and useful Improvements in Devices for Pitching Barrels, &c., of which the following is a specification, reference being had to the accompanying drawings.

The invention relates to an improvement in devices for pitching the interior of casks, barrels, kegs, and other similar vessels; and it consists, first, of a frame supporting a shaft, which serves as an axis for a double walking-beam, provided with iron straps or hangers, pivoted to the ends of the arms of the double walking-beam, and having a cage which serves as a receiver for the casks, &c., pivoted to the lower ends of the hangers, for the purpose of turning the casks, &c., in the receiver from a horizontal to a vertical position; secondly, of a cage or receiver supported in pivoted hangers depending from a double walking-beam, and having one of its ends constructed to revolve, for the purpose of rotating the cask, &c., when in a vertical position; thirdly, of a lever in combination with the shaft of the double walking-beam, for the purpose of operating the double walking-beam to throw it either to the right or left from a horizontal to a vertical position.

Figure 1 is a longitudinal section of a device, embodying the elements of the invention. Fig. 2 is a top elevation, and Fig. 3 is an end view.

In the annexed drawings, A is the frame supporting the shaft B of the double walking-beam E, composed of the arms F F, connected by the rods G G. The hangers H are pivoted to the extremities of the arms F F, and to the lower ends of the said hangers is pivoted the cage or receiver I, at one side of which the cask, keg, or barrel may be introduced by rolling it up an inclined plane, and permitting it to drop into the receiver I. One end of the receiver I is provided with a revolving end or turn-table, J, which may be operated by the lever K, or in any other suitable manner. A lever, L, is secured to one end of the shaft B on the side of the frame A, opposite the point where the cask, keg, barrel, or other vessel is to be introduced into the cage I, and is provided with an arc, M, at its lower end, having pins or handles N. o represents the cask, keg, barrel, or other vessel to be pitched.

After introducing the fluid pitch into the vessel to be pitched the vessel is rolled up an inclined plane or staging, and dropped into the receiver I. The operator then works the lever L alternately to the right and left, thereby upsetting the vessel, its site ends being alternately elevated and depressed, which operation permits the interior sides of its heads to become thoroughly coated with the fluid pitch. The vessel is then brought into a vertical position, and revolved on the turn-table or revolving end J of the receiver I, and its position slightly changed from a vertical position, and again revolved, and the latter operation repeated until the entire interior surface of the vessel has been thoroughly covered with the fluid pitch, after which the latter is drawn off into a vessel placed beneath the receiver I.

By the use of this device very large vessels, weighing from two thousand to two thousand five hundred pounds, can be preserved much longer than heretofore, as neither the stave-heads nor any other portion are endangered by this method of pitching, while two men can handle these large vessels, where it has required from six to eight by the method heretofore practiced.

Having thus described my invention, what I claim as new and useful, and desire to secure by Letters Patent, is—

1. The frame A, having the shaft B, which serves as an axis for the double walking-beam E, provided with the pivoted hangers H, in combination with the receiver I, substantially as and for the purpose shown and described.

2. The receiver I, provided with the turn-table or revolving end J, substantially as and for the purpose shown and described.

3. A cage or receiver, I, supported in pivoted hangers H, substantially as and for the purpose shown and described.

In testimony that I claim the foregoing improvements in devices for pitching barrels, &c., as above described, I have hereunto set my hand and seal.

GUSTAVUS MEYER. [L. S.]

Witnesses:

EARL P. TYNER,
JULIUS FRANKE,
H. H. JANSEN.