

J. P. STAUB.
Children's Carriages.

No. 166,903.

Patented Aug. 17, 1875.

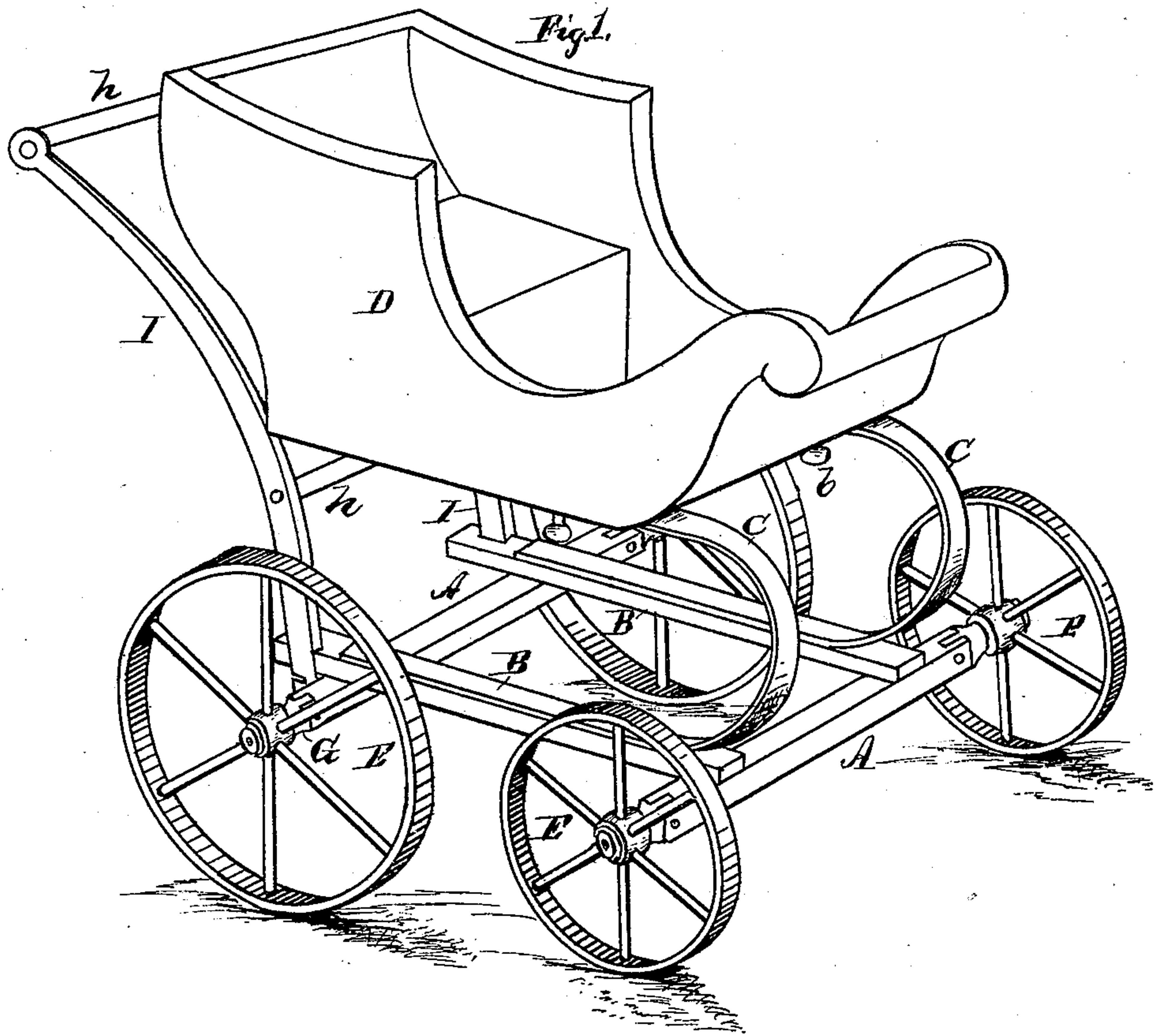
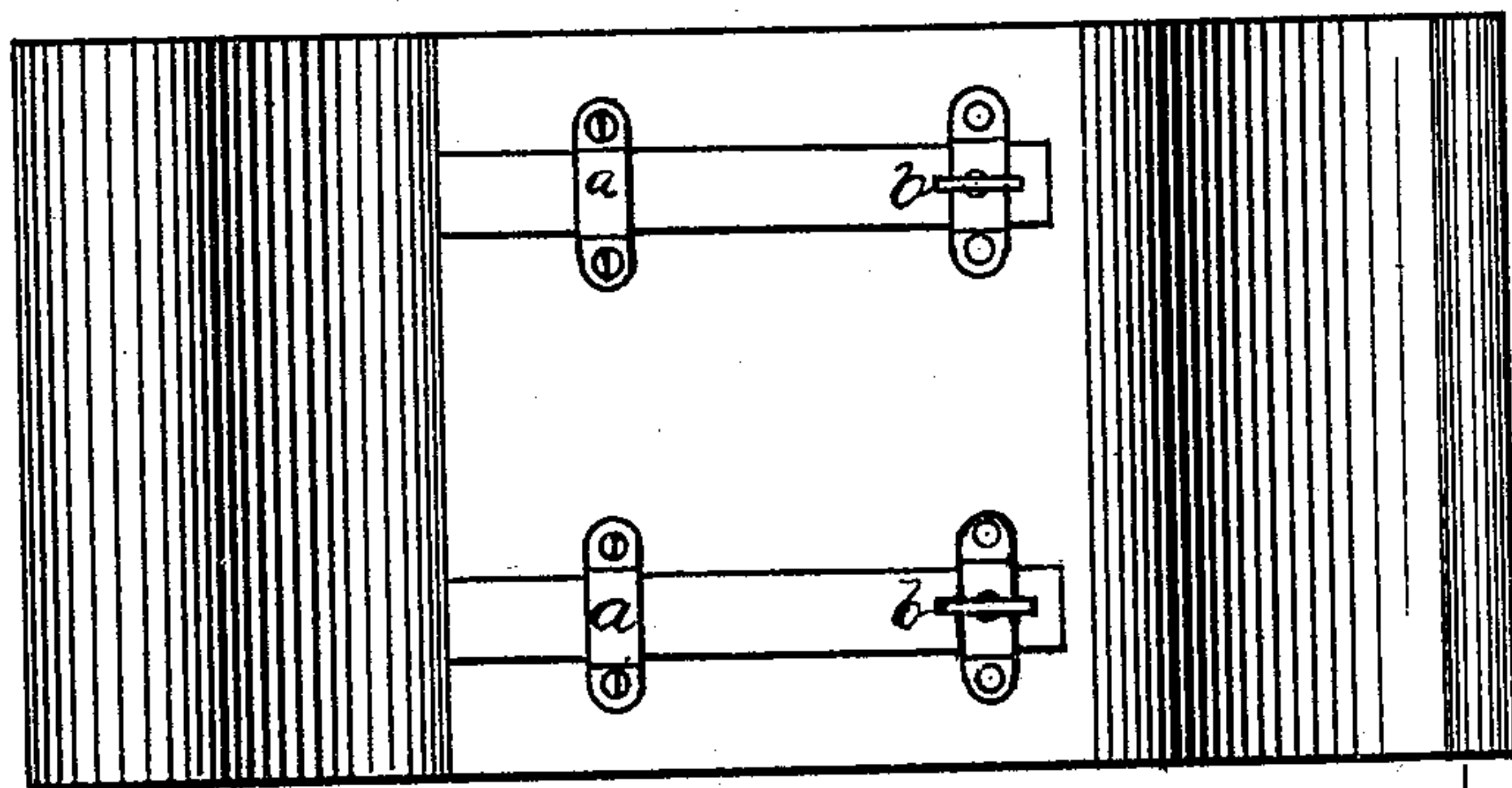


Fig. 2.



WITNESSES:

John F. Duhamel
Thomas. Byrne.

INVENTOR
J. P. Staub.
PER

A. J. Abbott.
ATTORNEY;

J. P. STAUB.
Children's Carriages.

No. 166,903.

Patented Aug. 17, 1875.

Fig. 3.

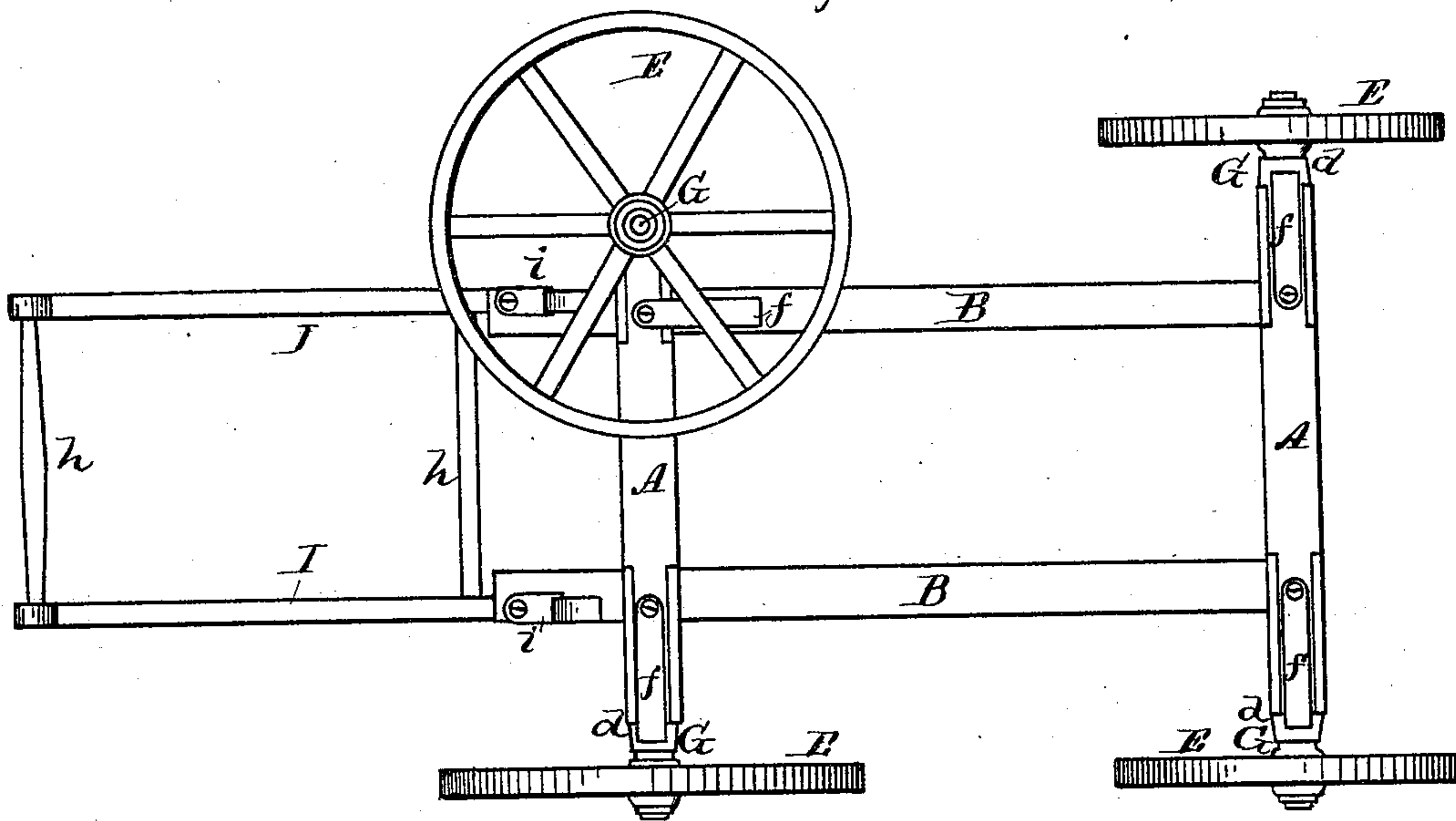


Fig. 4.

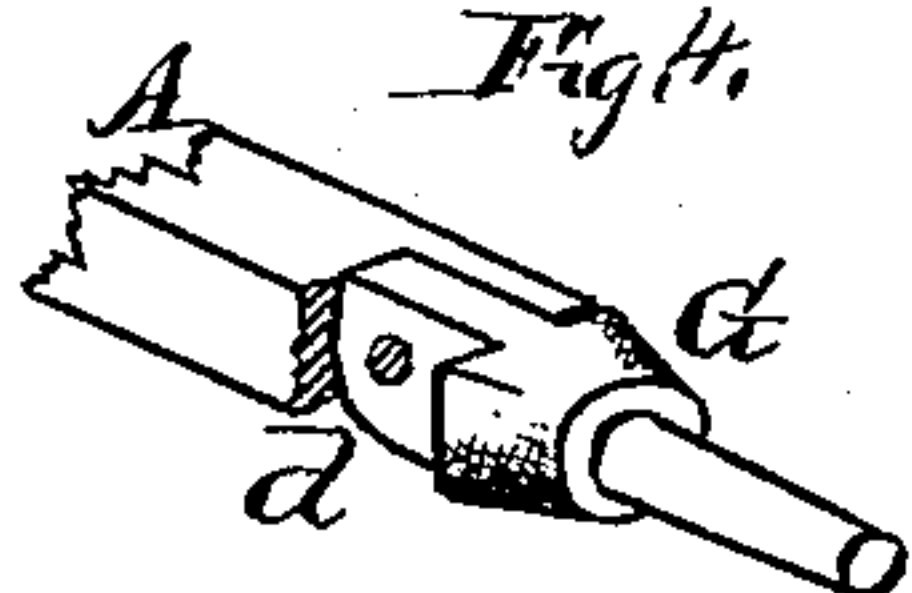
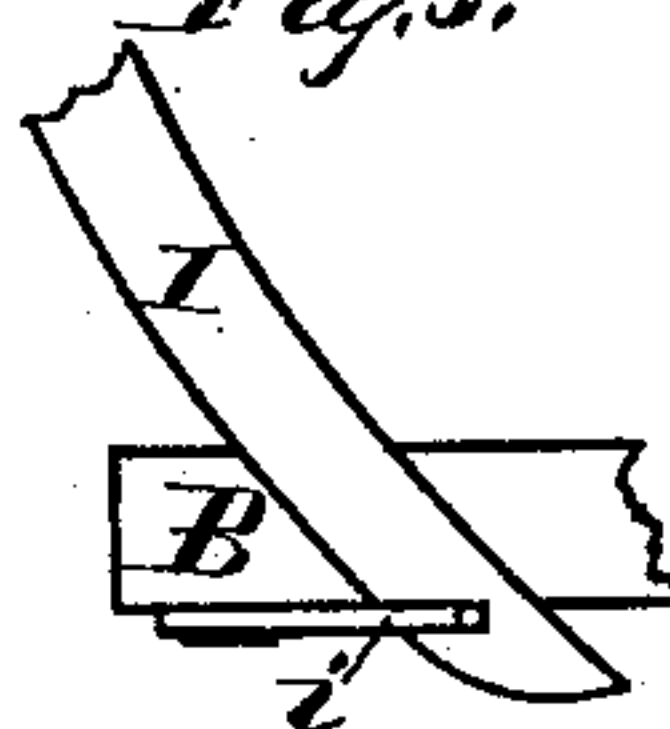


Fig. 5.



WITNESSES:

Jas. J. Duhamel.
Thomas. Byrnes.

INVENTOR:

J. P. Staub.

PER

H. J. Abbott.

ATTORNEY.

UNITED STATES PATENT OFFICE.

JOSEPH P. STAUB, OF GREENVILLE, ILLINOIS.

IMPROVEMENT IN CHILDREN'S CARRIAGES.

Specification forming part of Letters Patent No. **166,903**, dated August 17, 1875; application filed June 23, 1875.

To all whom it may concern:

Be it known that I, JOSEPH P. STAUB, of Greenville, county of Bond and State of Illinois, have invented certain new and useful Improvements in Carriages for Children, of which the following is a specification:

The nature of my invention consists in the construction and arrangement of a carriage for children, which can be used when desired as a stationary baby-jumper, as will be hereinafter more fully set forth.

In order to enable others skilled in the art to which my invention appertains to make and use the same, I will now proceed to describe its construction and operation, referring to the annexed drawings, which form a part of this specification, and in which—

Figure 1 is a perspective view of my carriage. Fig. 2 is a bottom view of the carriage-body or crib. Fig. 3 is a bottom view of the supporting-frame with wheels. Fig. 4 is a view of one of the axle-spindles, and Fig. 5 shows the mode of attaching the handles.

A A represent the axle-trees, on which are secured two parallel bars, B B, having flat springs C C fastened to their upper sides, said springs being, at the front ends of said bars, bent over upward and backward. D is the carriage-body or crib, provided on its under side with metallic loops *a a*, through which the upper ends of the springs C C are passed and held by means of set-screws *b b*. By this means the crib D can easily and quickly be adjusted on the springs, according to the weight of the child to be placed therein. The axle-trees A A are at each end provided with spindles G, upon which the wheels E are placed. These spindles are each made in two parts, hinged together at *d* in such a manner that the outer end of the spindle can be turned downward at right angles, and when turned outward again suitable shoulders or stops will

prevent it from turning upward. The hinged end of the spindle is prevented from turning downward, when desired, by means of a latch, *f*, as shown. By this means the wheels E may be turned under the supporting-frame, formed of the axle-trees and parallel bars, and form rests for said frame and crib, lowering the crib, and converting the carriage into a stationary baby-jumper. The wheels are easily and quickly thrown out again when it is desired to use it as a carriage. I represent the handles, connected by rounds *h h*. The lower ends of the handles are inserted in inclined notches formed in the outer sides near the rear ends of the bars B B, and the handles are held by means of pivoted latches *i i*, entering slots in the lower ends of the handles, so that the handles can be easily attached and detached, as required.

Having thus fully described my invention, what I claim as new, and desire to secure by Letters Patent, is—

1. A baby-carriage having its wheels placed upon hinged spindles, so as to turn the wheels under the supporting-frame, for the purposes herein set forth.

2. The combination of the supporting-frame A B, hinged spindles G, wheels E, and latches *f*, substantially as and for the purposes herein set forth.

3. The combination, with the frame A B, supported upon folding wheels E, of the springs C C, the crib D, with loops *a*, and set-screws *b*, all substantially as and for the purposes herein set forth.

In testimony that I claim the foregoing as my invention I hereunto affix my signature this 16th day of June, 1875.

JOSEPH P. STAUB.

Witnesses:

OTHNIEL BUCHANAN,
JOHN DEFREES.