

W. C. DODGE.

2 Sheets--Sheet 1.

Cups for Effervescing Drinks.

No. 166,350.

Patented Aug. 3, 1875.

Fig. 1.

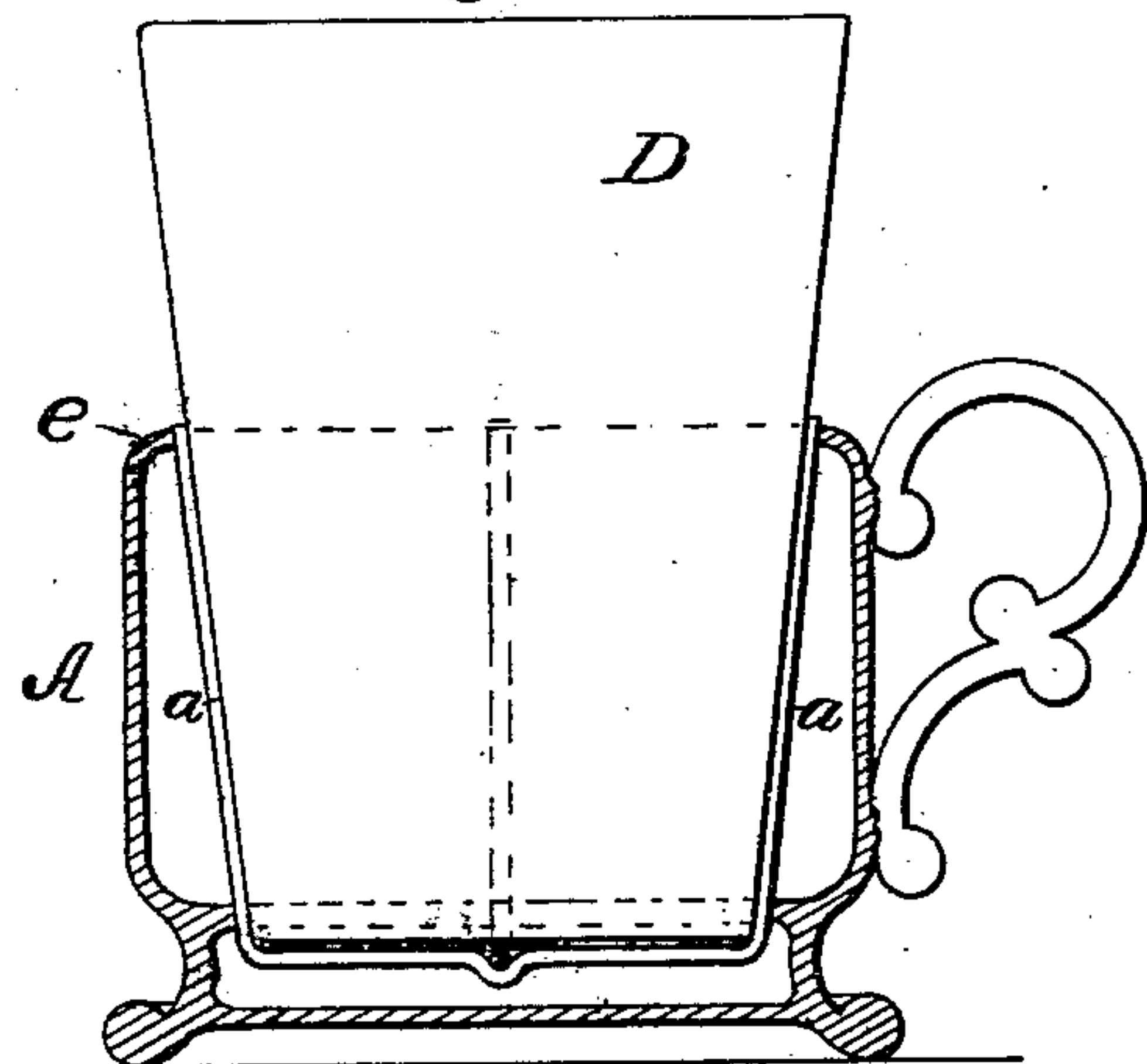


Fig. 3.

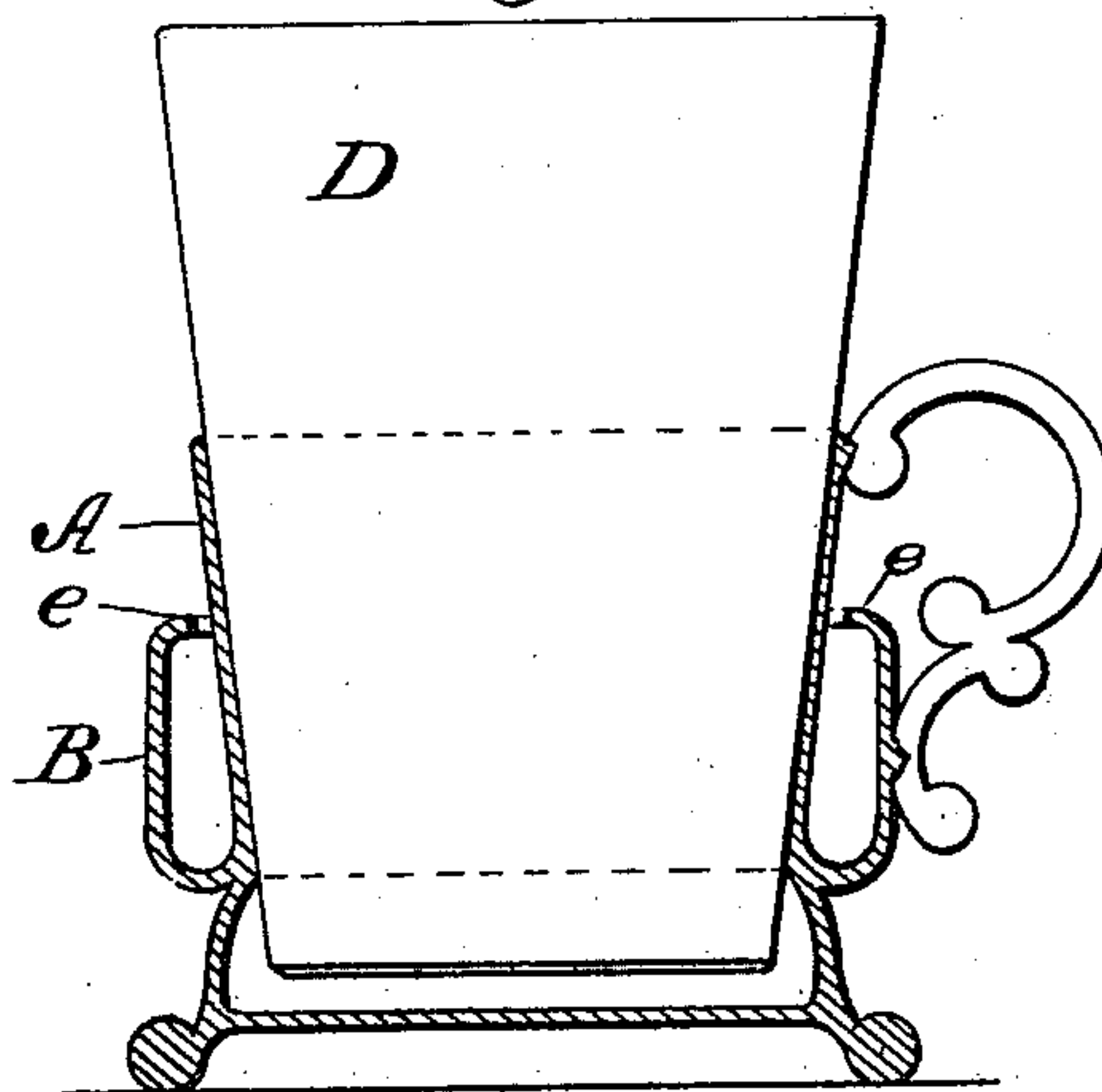


Fig. 2.

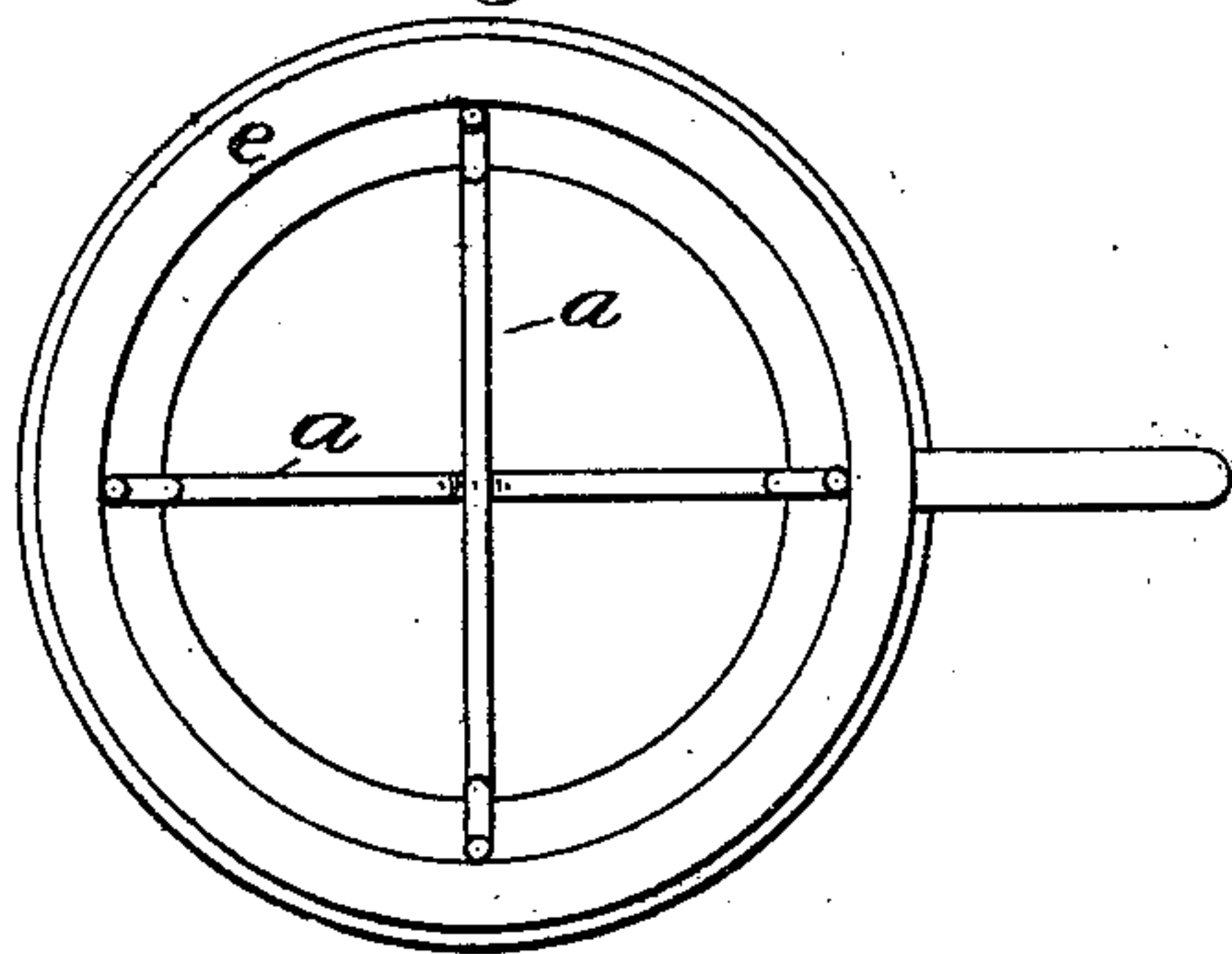


Fig. 4.

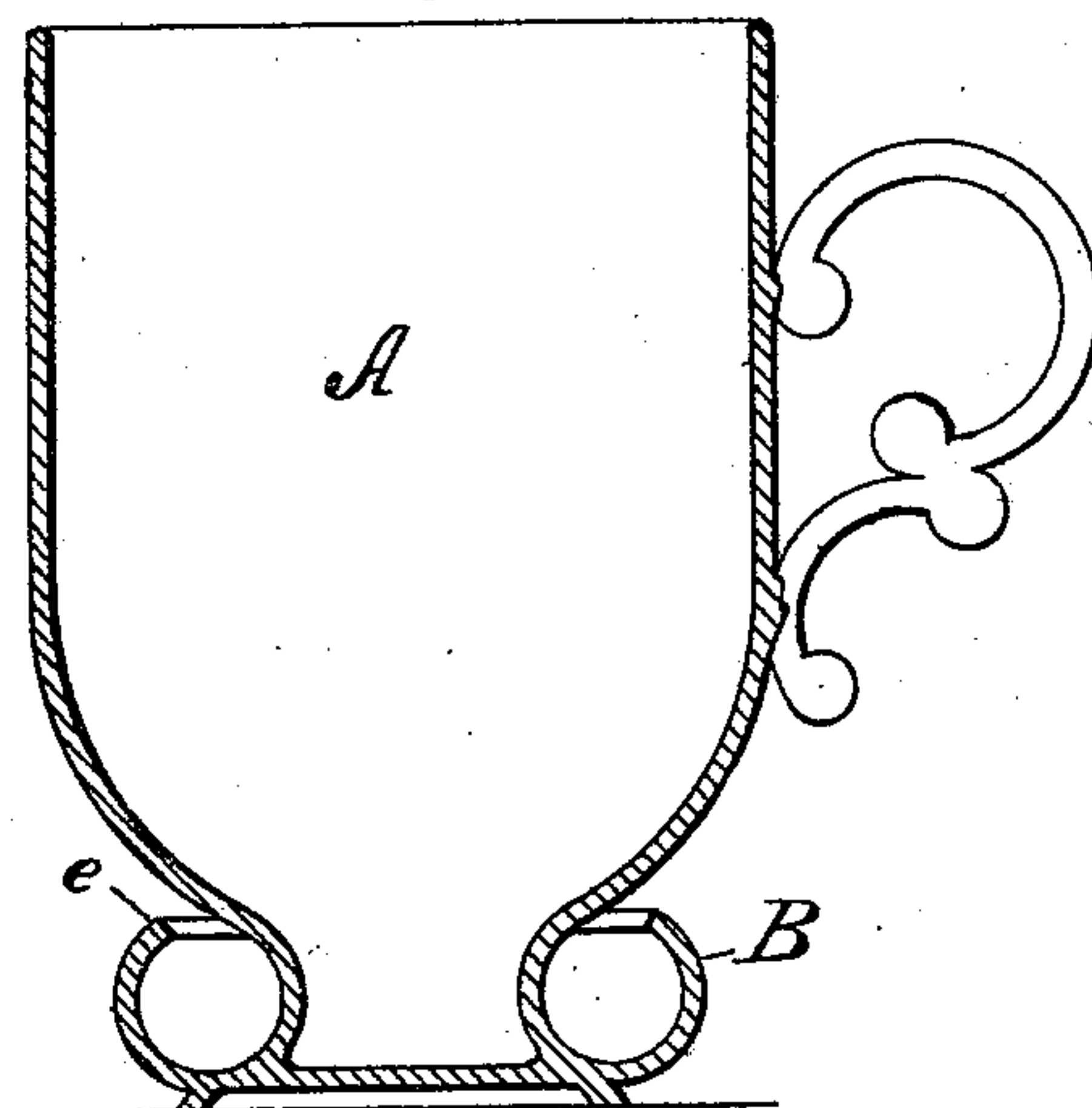
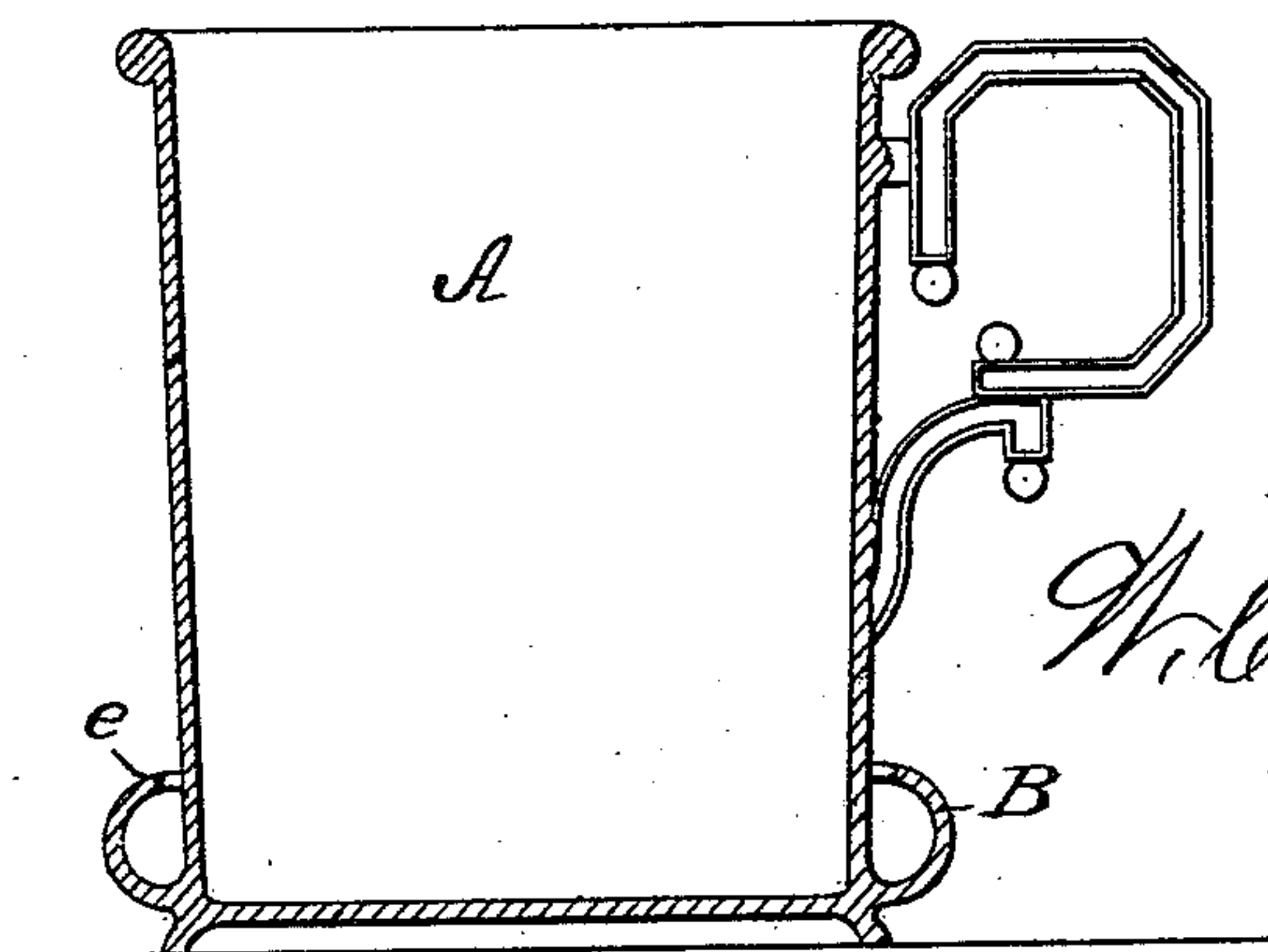


Fig. 5.



Witnesses:

Walter Dodge
Down Twitchell.

Inventor:

W. C. Dodge.

Cups for Effervescing Drinks.

No. 166,350.

Patented Aug. 3, 1875.

Fig. 6.

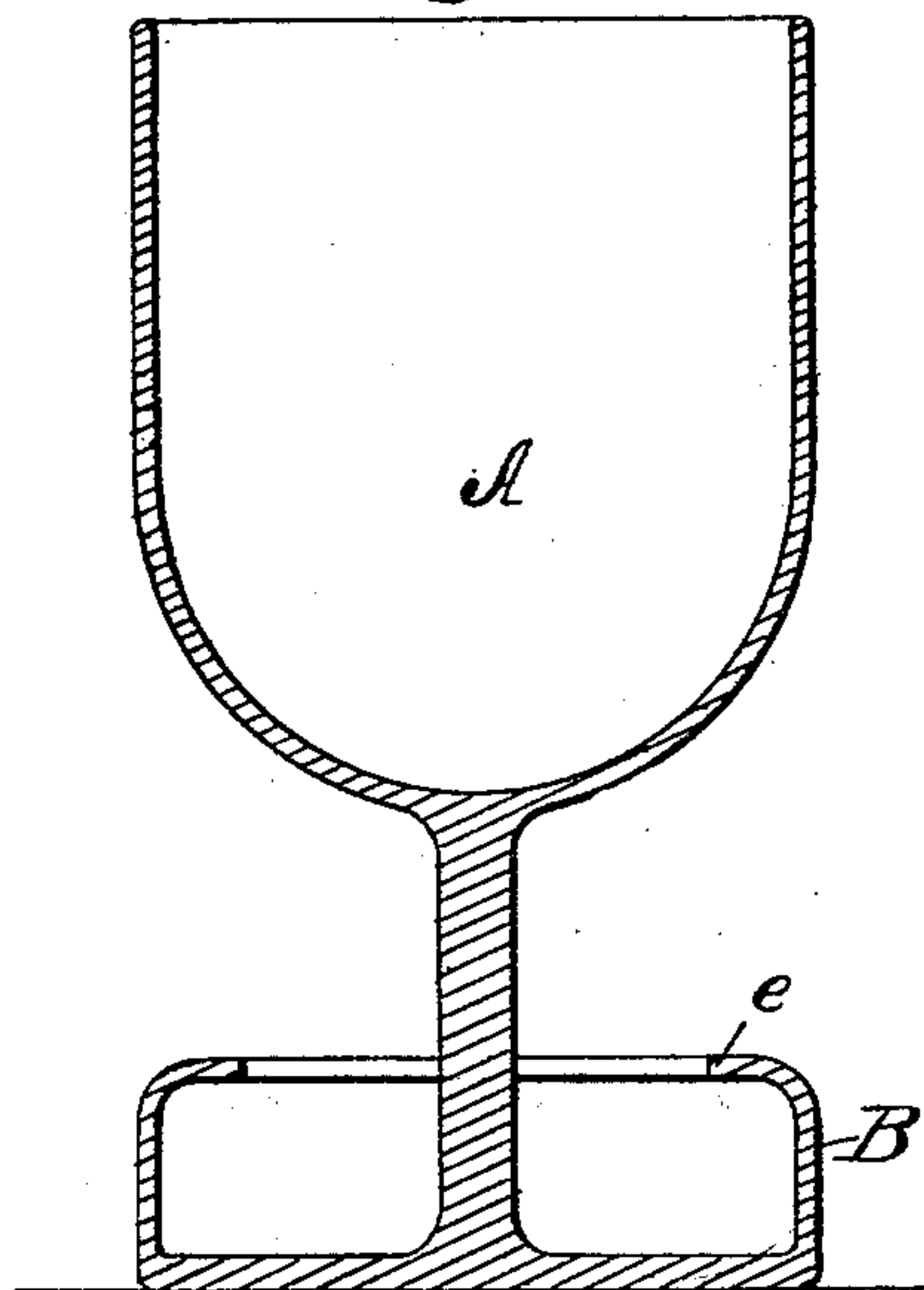


Fig. 7.

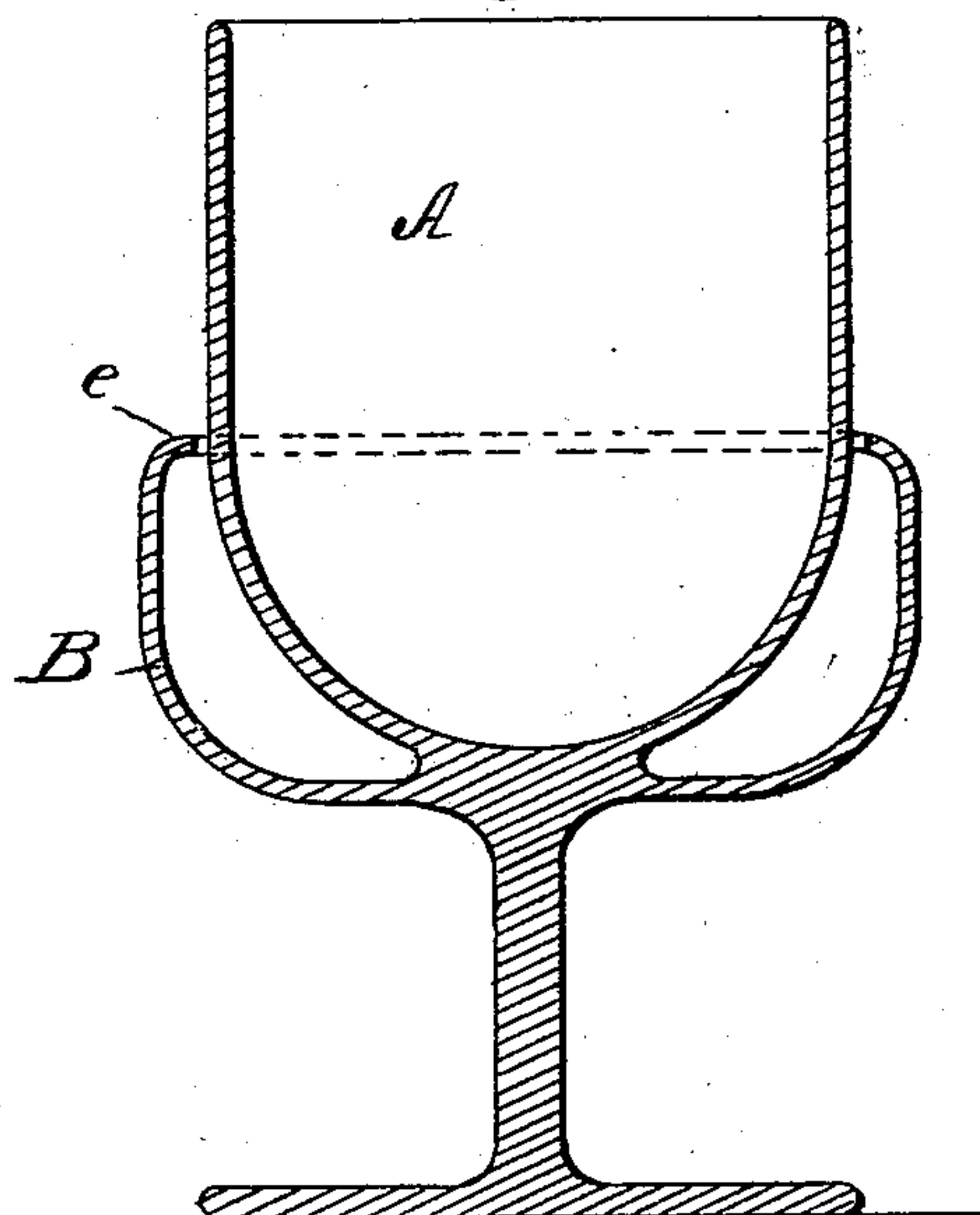


Fig. 8.

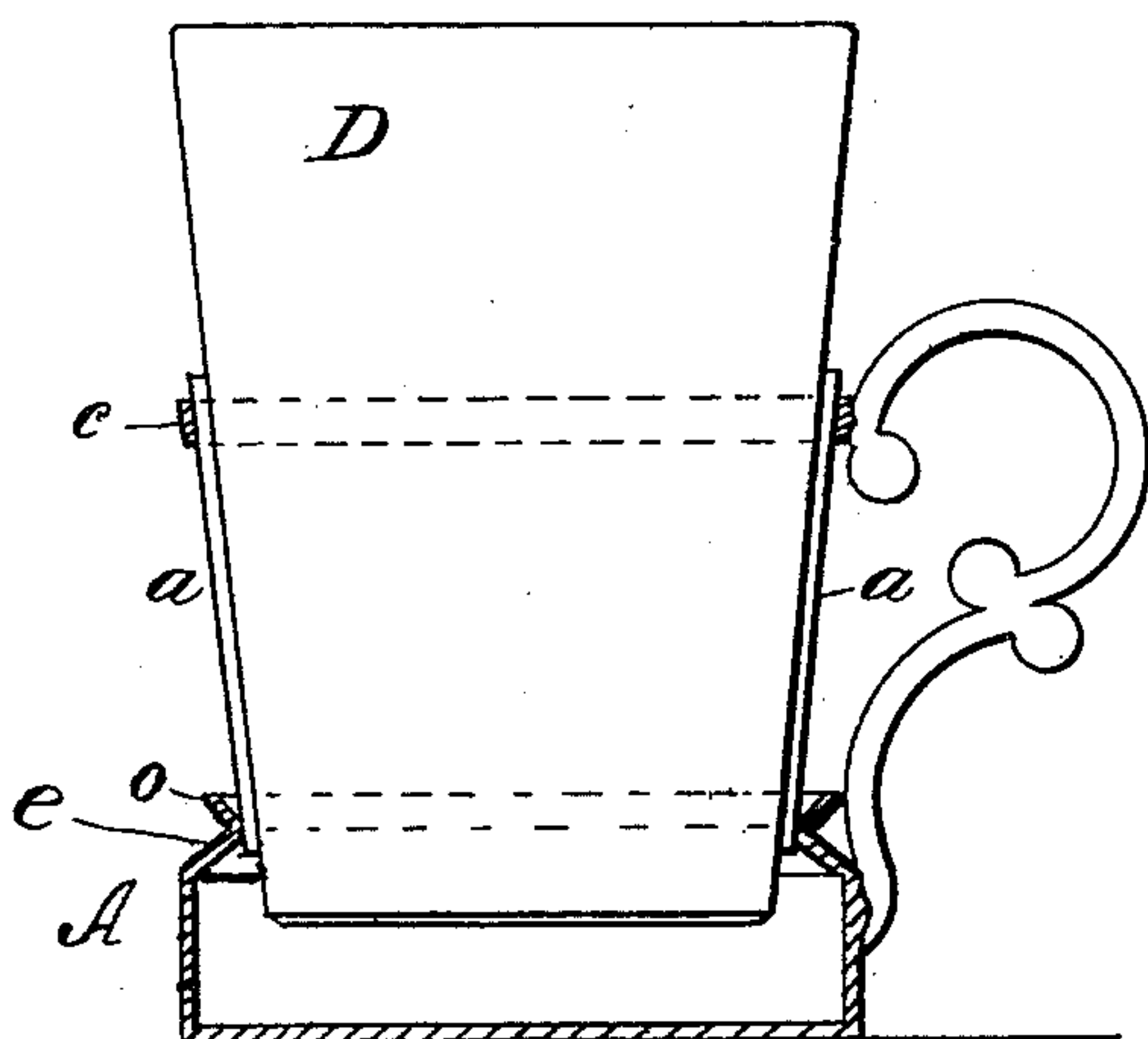


Fig. 9.

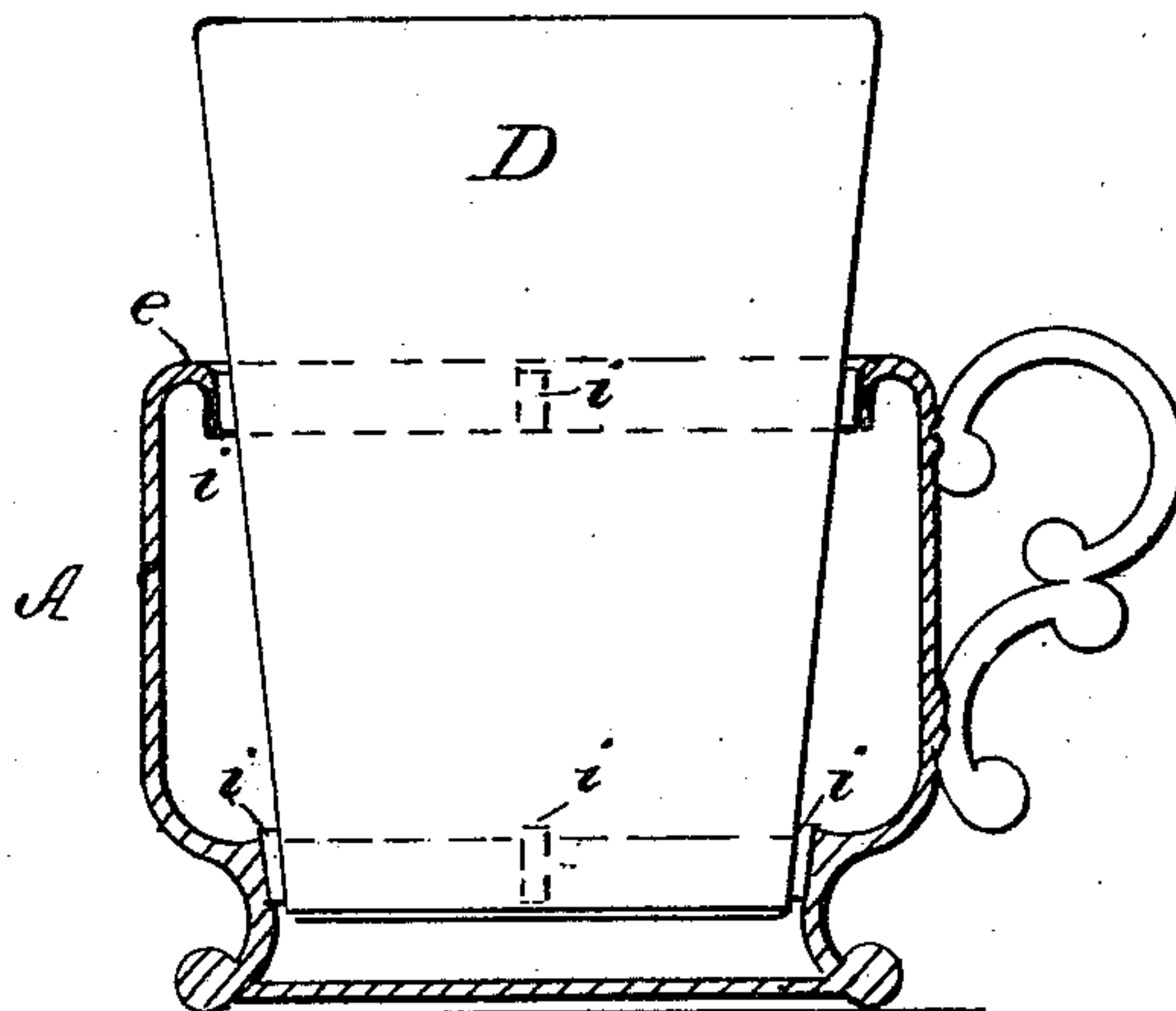
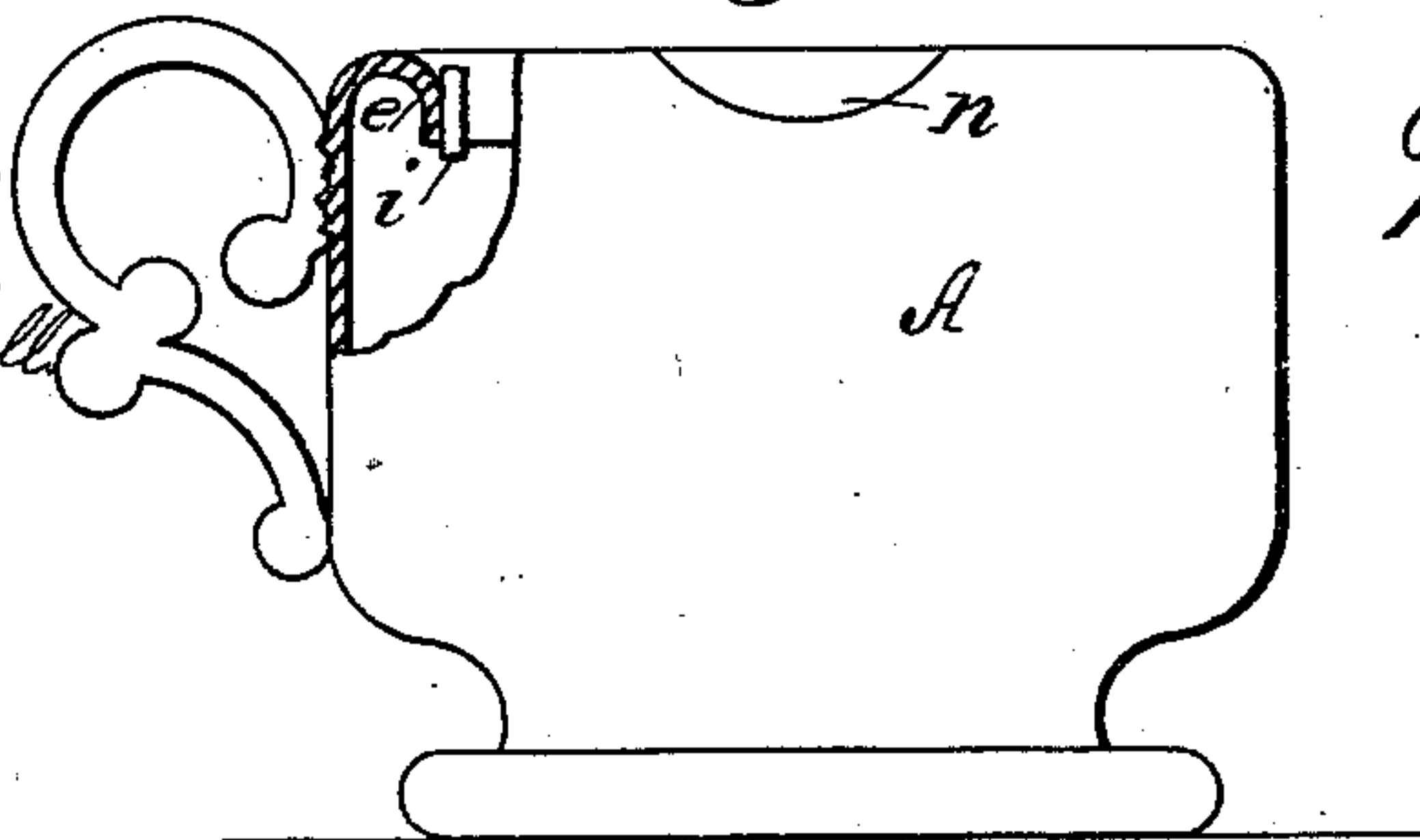


Fig. 10.



WITNESSES:

Walter Dodge
Donn Twitchell

INVENTOR:

W. C. Dodge

UNITED STATES PATENT OFFICE.

WILLIAM C. DODGE, OF WASHINGTON, DISTRICT OF COLUMBIA.

IMPROVEMENT IN CUPS FOR EFFERVESCENT DRINKS.

Specification forming part of Letters Patent No. 166,350, dated August 3, 1875; application filed July 15, 1875.

To all whom it may concern:

Be it known that I, WILLIAM C. DODGE, of Washington, in the county of Washington, District of Columbia, have invented certain Improvements in Cups or Vessels for Effervescing Liquids or Drinks, of which the following is a specification:

My invention relates to cups or dishes used for effervescing drinks; and the invention consists of a drinking-cup, or holder for such cup, provided with a receptacle so constructed as to receive and retain the overflowing liquid, as hereinafter more fully described.

Figures 1, 2, 3, 8, 9, and 10 show my improvement applied to hand-dishes used for holding glasses or tumblers for drinking soda-water and similar liquids. Figs. 4, 5, 6, and 7 show my improvement applied to mugs, goblets, or other dishes ordinarily used for drinking beer.

When soda-water or any similar effervescing fluid is drawn or mixed in an ordinary tumbler or dish, its effervescence causes more or less of it to flow over the top of the dish, and this running down the sides wets the same, thereby soiling the glove or wetting the hand. For this reason holders are made with handles in which the tumbler is placed and held while being thus used. This, however, does not prevent the liquid from dripping on the counter, keeping it wet and sloppy, requiring it to be constantly wiped in order to keep it clean or decent. Moreover, the liquid which runs over and drips from the dish is apt to drop on the dress, or on the boots or shoes, which is also objectionable. In like manner the same or similar difficulties occur in the drinking of beer and all similar effervescing fluids.

To remedy these difficulties, I make the cups or dishes used for these purposes with a reservoir or receptacle, so constructed and arranged as to catch the overflowing portion of the liquid, and retain the same even when the cup is turned up in the act of drinking. As represented in the drawings, this may be done in various ways.

In Fig. 1, A represents, in section, a holder with a tumbler, D, inserted, as is customary for drinking soda-water. The body of the holder, as there shown, is somewhat larger in diameter than the glass D, its upper edge e

being turned inward. A series of wires, a, are secured at their upper ends to this inwardly-projecting rim e, and extend down along the sides of the glass, and may be crossed under the bottom thereof, as shown in Figs. 1 and 2, though this is not necessary.

It will thus be seen that there is an opening or space left between the inner edge of the rim e and the glass D, through which the overflowing liquid will pass into the cup outside of the glass, and that when the glass is turned up to drink this outside liquid will be retained within the cup by the inwardly-projecting rim e.

The body of the cup may be made of any desired form or design, the only requisites being that there shall be a space between it and the glass for the fluid to enter as it runs over the top of the glass, and a cavity or recess within of such a form as to retain it and prevent it from running out when the dish is turned up to drink from.

Fig. 3 represents a similar cup or holder, in which the body A is made of open work, or a mere skeleton, to hold the glass. In this case the receptacle B consists of a flange around the outside of the body, having its upper edge e turned inward, the same as in Fig. 1, there being, as before, an open space all around the top for the liquid to enter.

Fig. 8 represents still another form of the same dish. In this case the receptacle is at the bottom, it having the inwardly-curved lip e, and also an outwardly-inclined rim, o, to more readily catch the overflowing liquid as it runs down the side of the glass. In this case, Fig. 8, wires or bars a are firmly secured to the body A, and extend up alongside the glass, and are secured at their upper end to a band, c, for holding the glass.

Fig. 9 represents a holder similar to that shown in Fig. 1, except that the rim or lip e is turned downward as well as inward, and has small projections i at intervals on its inner face for the glass to rest against, and leave the open space between it and the rim for the liquid to enter, as before described. In cases where the rim e is thus turned downward it would be difficult to empty the holder entirely of its contents, or when rinsing it out, and therefore I cut away a small portion of the top,

as shown at *n*, Fig. 10, at which point its contents can be poured out the same as out of an ordinary cup. Care should be taken to make this opening at such a point that when the holder is turned up to drink the opening will come on the upper side, as otherwise its contents would run out, and thus defeat the object intended.

It is obvious that the outwardly-inclined or funnel-shaped rim *o* may be applied in all cases, if desired.

In Figs. 4, 5, 6, and 7 I have shown my improvement applied directly to the glasses or mugs themselves, instead of to a holder. These are intended to represent the invention as applied to that class of glasses, mugs, or cups ordinarily used for drinking beer, and which may be made of metal, glass, or crockeryware, as preferred.

As the design or form of these articles may be varied almost indefinitely, these figures are deemed sufficient without further explanation

to enable any one skilled in the art to understand and apply my invention.

I do not limit myself to any particular form or style of dish or holder; neither do I limit myself to the location of the receptacle at any particular point on the dish or holder, as it is obvious that these may be varied without departing from the principle of my invention, they being matters of choice and of convenience in the manufacture of the articles.

Having thus described my invention, what I claim is—

In a cup or cup-holder for effervescing drinks, a receptacle constructed and arranged to receive the overflowing liquid, and retain the same when the cup or holder is used in the act of drinking, substantially as described.

WILLIAM C. DODGE.

Witnesses:

DONN TWITCHELL,
WALTER DODGE.