

A. M. HOWARD.

Type.

No. 166,205.

Patented Aug. 3, 1875.

Fig. 1

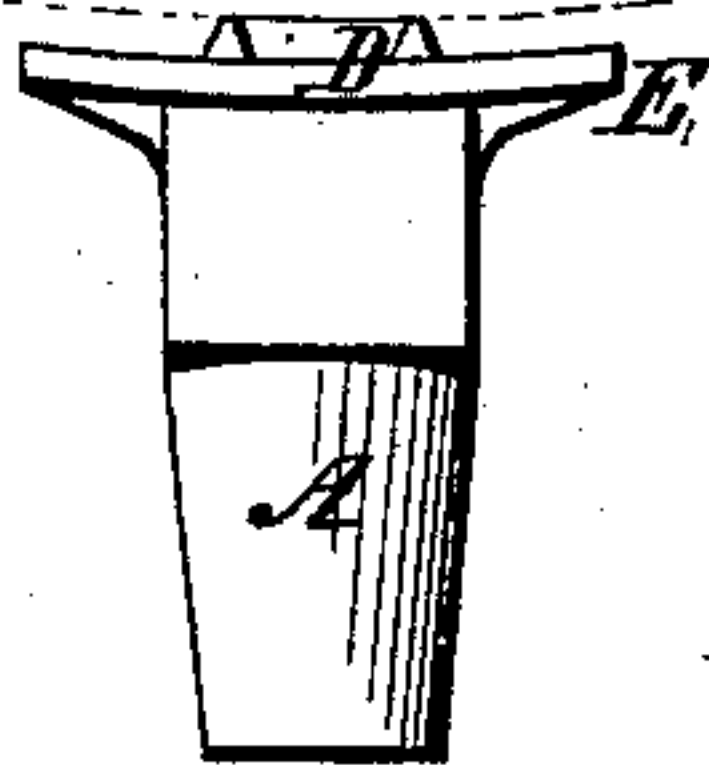


Fig. 2




Fig. 6




Fig. 3

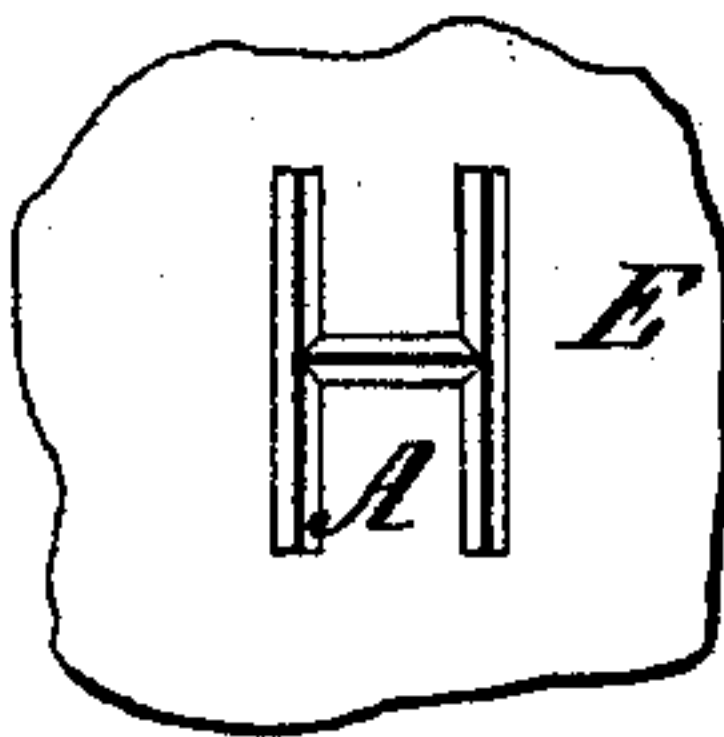
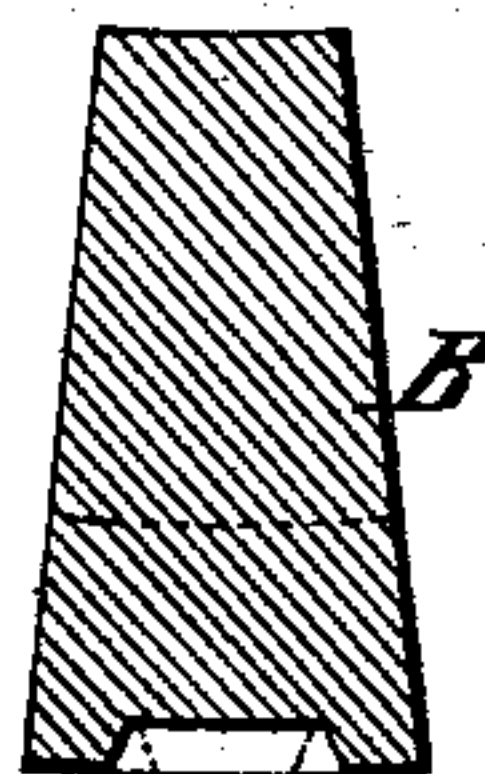


Fig. 4



Fig. 5



Witnesses.
James Martin Jr.
J. V. Campbell

Inventor.
Asen M. Howard
by
Marion Fenwick Lawrence

UNITED STATES PATENT OFFICE.

ANSON MERRICK HOWARD, OF ILION, NEW YORK.

IMPROVEMENT IN TYPES.

Specification forming part of Letters Patent No. **166,205**, dated August 3, 1875; application filed June 3, 1875.

To all whom it may concern:

Be it known that I, ANSON M. HOWARD, of Ilion, county of Herkimer and State of New York, have invented a new and Improved Writing and Monogram Type; and I do hereby declare that the following is a full, clear, and exact description thereof, reference being had to the accompanying drawings making part of this specification, in which—

Figure 1 is an elevation of my improved type before the fin formed in swaging the letter on it is trimmed off. Fig. 2 is a similar view of the type after it is finished. Fig. 3 is a top view of the type shown in Fig. 1. Fig. 4 is a similar view of the type shown in Fig. 2. Fig. 5 is a vertical section through the forming-die. Fig. 6 is an elevation of a type-blank.

The type which I make are designed specially for use in type-writing machines; and they are intended to overcome a difficulty heretofore experienced from not obtaining from ordinary type a full or complete impression of the letters of the type upon the paper passed between the type and the impression-roller. This difficulty results from the type, while they are flat on their lettered ends, being forced up against a cylindrical surface, which prevents the flat type coming in contact with the paper, which is outside of the longitudinal axis of the cylindrical surface, unless the paper directly under said axis is cut or too deeply embedded by the type.

My invention consists in making the lettered ends of single metal type in form of a segment of a cylinder, so that when the type are brought up against the impression-roller they will exactly fit a segment of this roller, and thus make a full impression of the letters upon

the paper, and the type will be embedded into the paper to an equal extent at all points.

The type A shown in the drawing is made of hard metal by swaging the letter upon the type-metal by means of a die-type, B, rolled over the type-blank.

The process of making this type is the same as is described in my application for a process and machine for making hard-metal type, filed in the Patent Office on an even date with this, and need not be described here very particularly.

The die-type B is made with a convex lettered end, and the type A, made from the blank C, has its lettered end swaged into the form shown at D, Fig. 1, by the die A passing a number of times over it, and the fin E, which is formed during this operation, is trimmed off, so that the finished type has the form shown in Fig. 2.

Single type made by swaging the letters upon them are very solid and durable; and type which have their lettered ends in form of a segment of a cylinder are very useful, especially when placed on vibrating levers or fingers which print against an impression-roller.

In the drawings the dotted segments of circles are merely drawn for the purpose of illustrating the manner in which the improved type will fit the impression-roller.

What I claim is—

Single metal type, having their lettered ends made in form of a segment of a cylinder, substantially as and for the purpose described.

ANSON MERRICK HOWARD.

Witnesses:

J. B. PELTON,
W. K. JENNE.