

E. W. BRIDGE.
Box-Fastenings.

No. 166,183.

Patented Aug. 3, 1875.

Fig. 1.

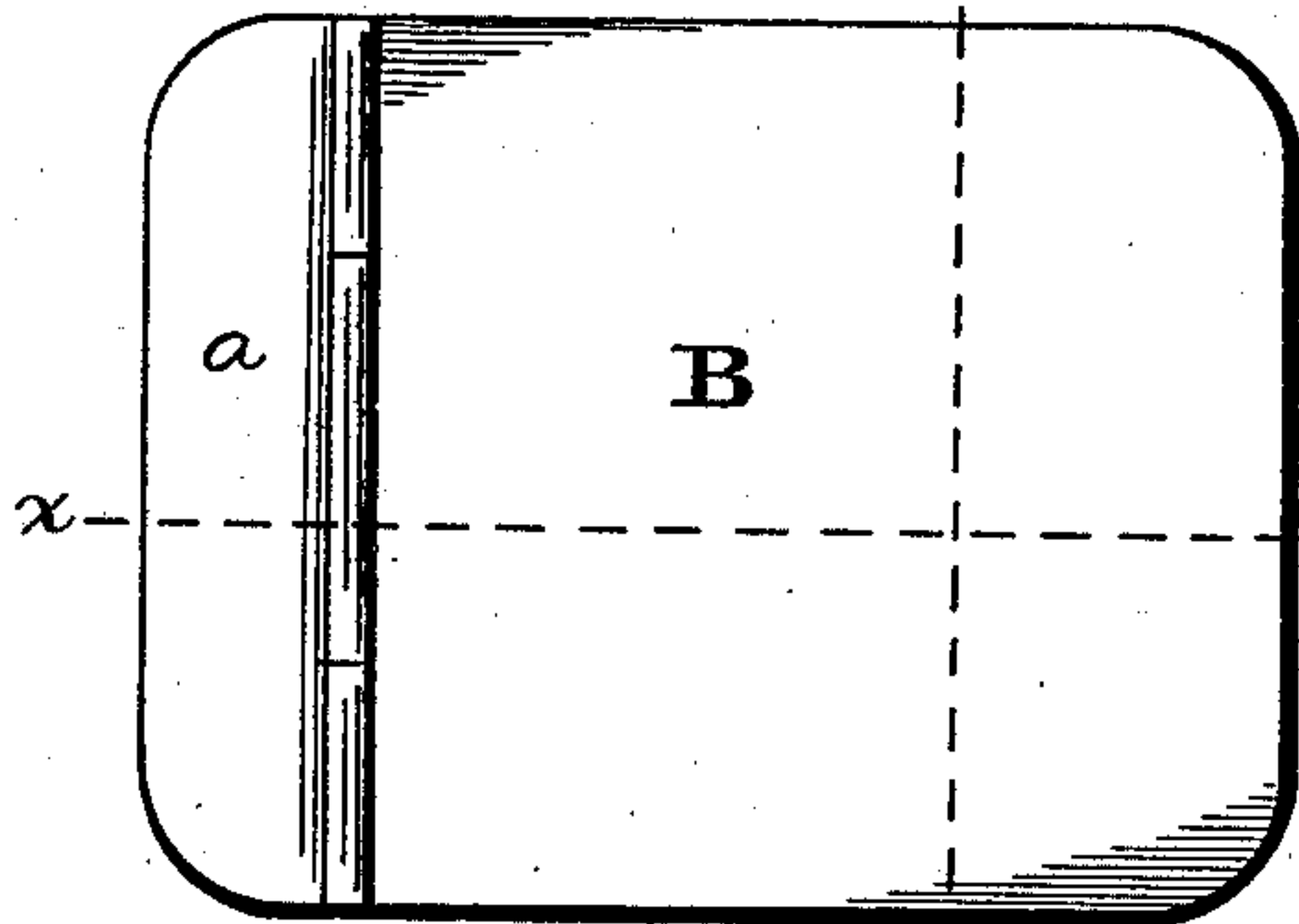


Fig. 2.

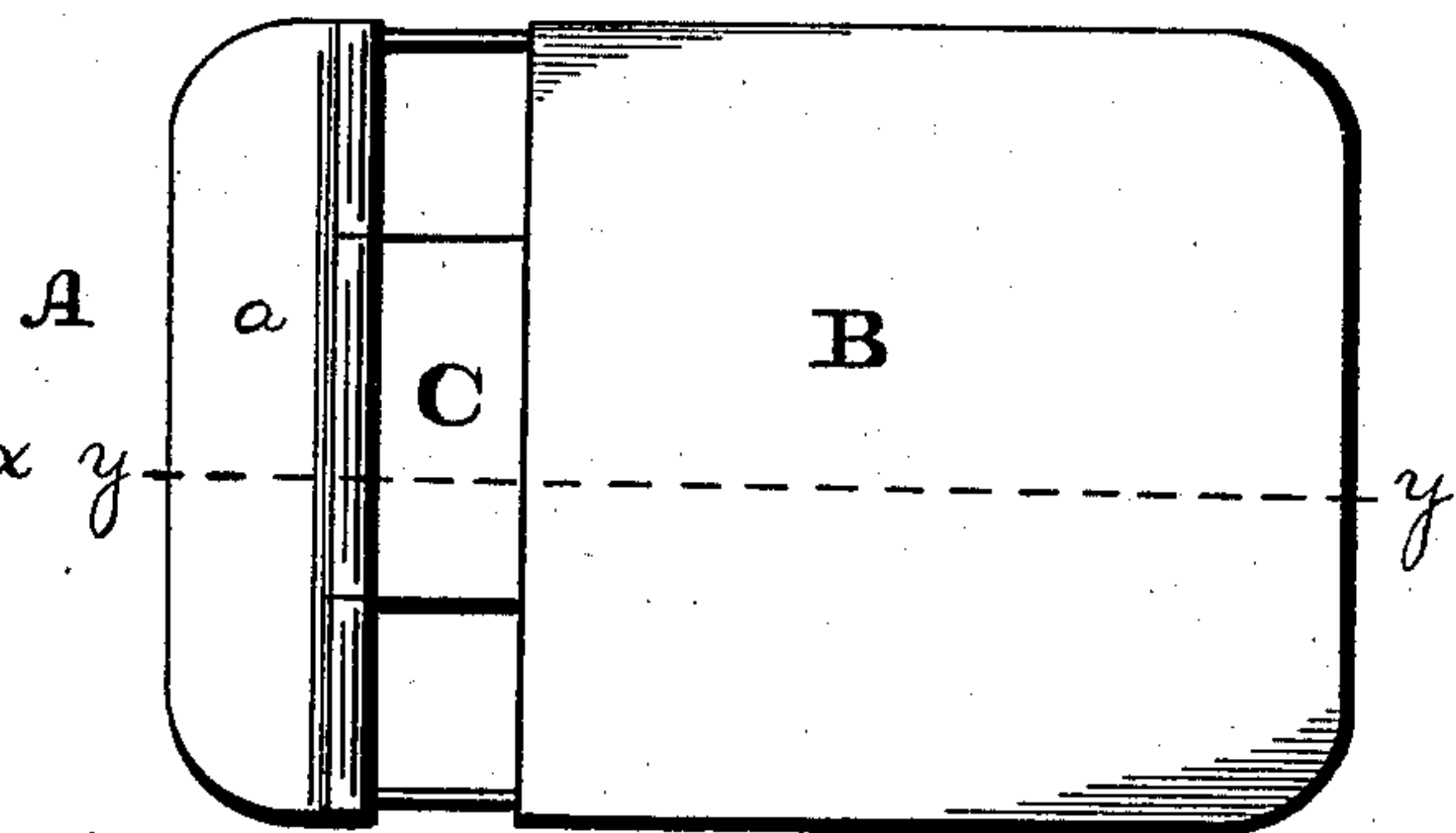


Fig. 3.

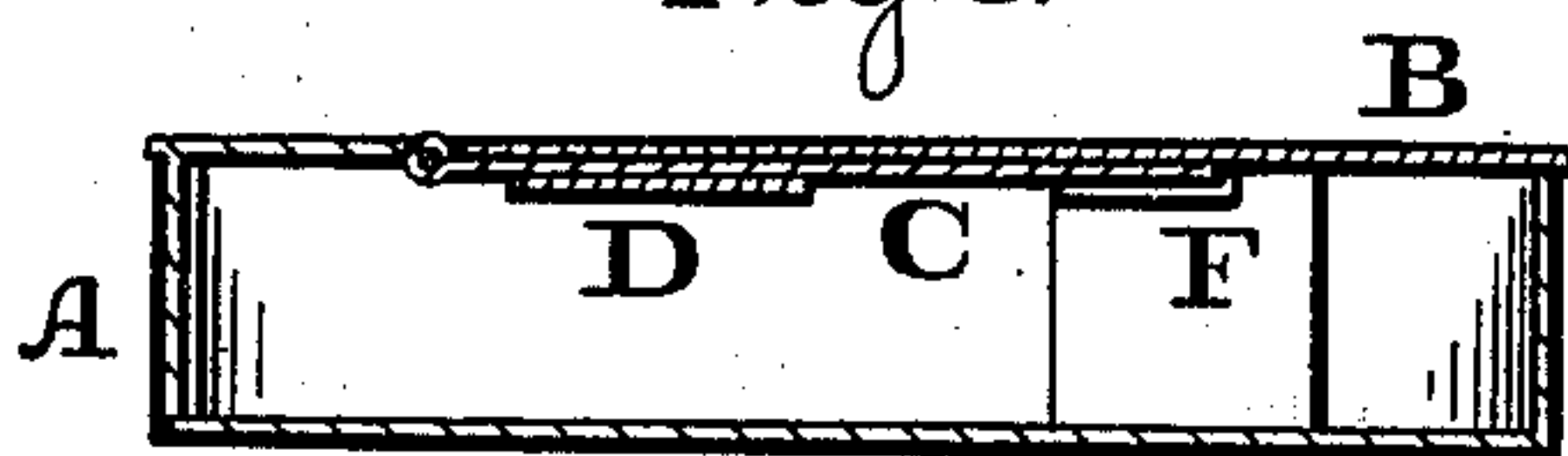


Fig. 4.

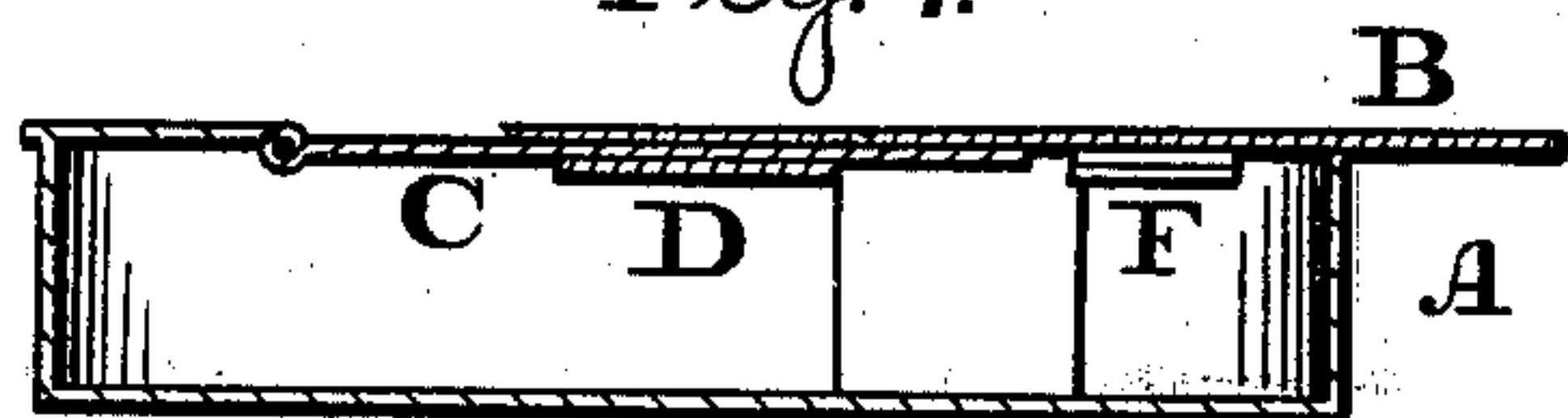


Fig. 5.

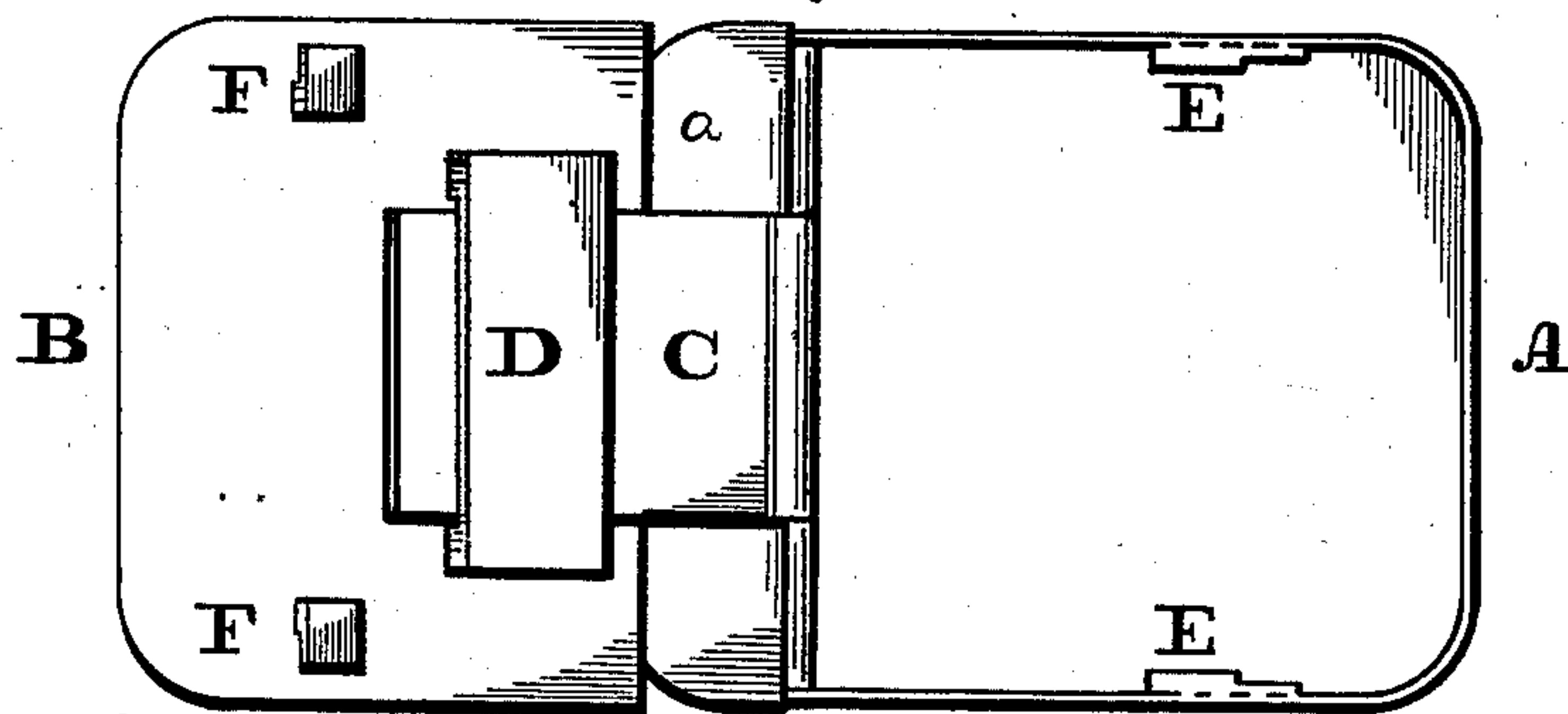
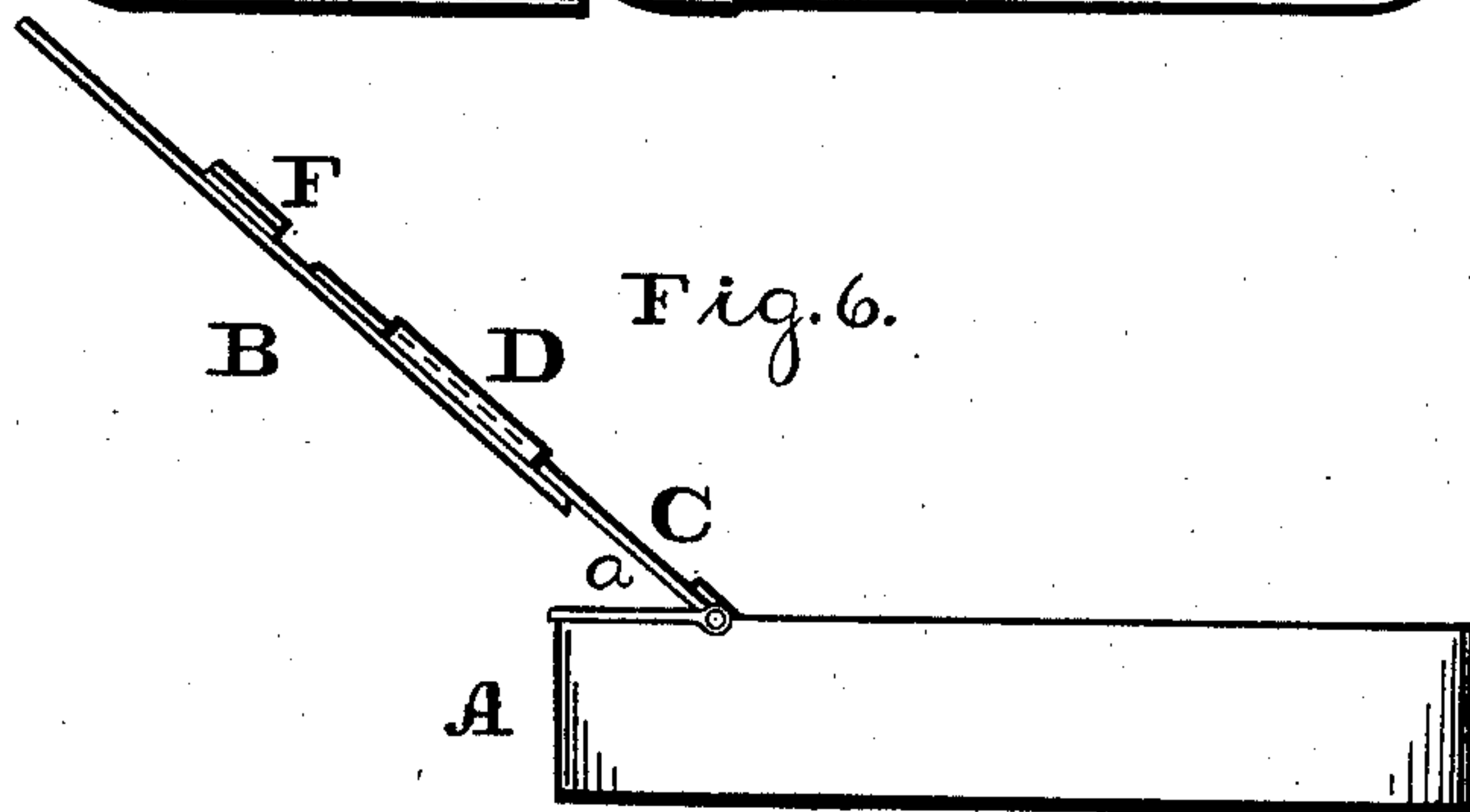


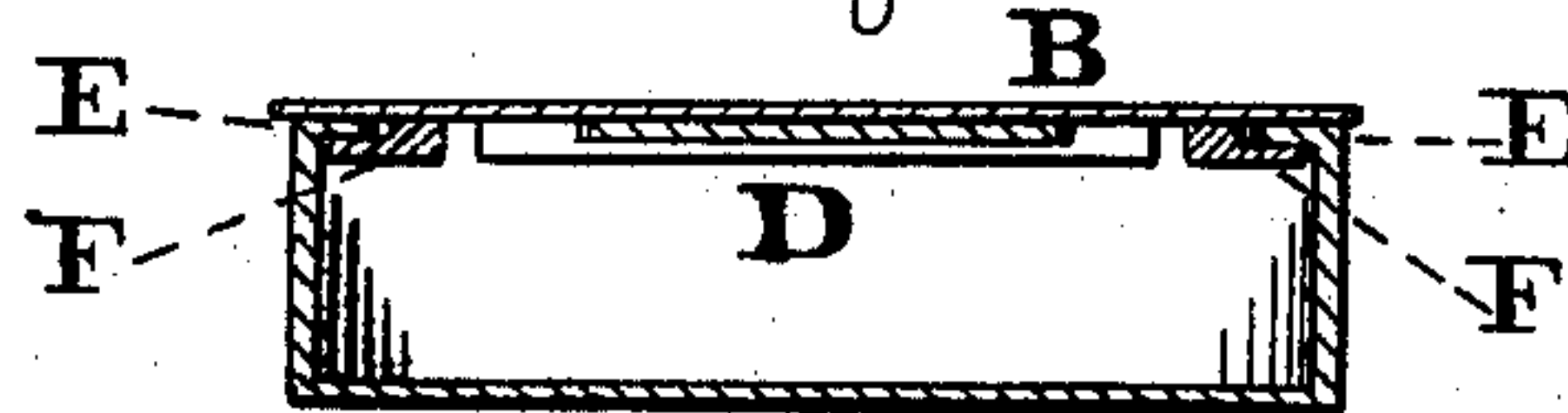
Fig. 6.



Witnesses:

L. F. Brown,
A. P. Grant.

Fig. 7.



Inventor:

Edward W. Bridge,

by *Wm. D. Dyer*
att'y.

UNITED STATES PATENT OFFICE.

EDWARD W. BRIDGE, OF PHILADELPHIA, PENNSYLVANIA, ASSIGNOR TO
WILLIAM K. FERGUSON AND JAMES M. BENNETT, OF SAME PLACE.

IMPROVEMENT IN BOX-FASTENINGS.

Specification forming part of Letters Patent No. **166,183**, dated August 3, 1875; application filed
June 26, 1875.

To all whom it may concern:

Be it known that I, EDWARD W. BRIDGE, of the city and county of Philadelphia and State of Pennsylvania, have invented a new and useful Improvement in Boxes; and I do hereby declare the following to be a clear and exact description of the nature thereof, sufficient to enable others skilled in the art to which my invention appertains to fully understand, make, and use the same, reference being had to the accompanying drawings, making part of this specification, in which—

Figures 1 and 2 are top views of the device embodying my invention. Figs. 3 and 4 are longitudinal sections respectively in lines *xx* and *yy*, Figs. 1 and 2. Fig. 5 is a top view, the lid being open. Fig. 6 is a side view thereof. Fig. 7 is a transverse section in line *zz*, Fig. 1.

Similar letters of reference indicate corresponding parts in the several figures.

My invention consists in a box whose lid has sliding and axial motions, as is necessary for unlocking and opening, and closing and locking, the same. For this purpose the lid and body are connected by a tongue and eye, and formed with fastening-lugs whereby, by sliding the lid in one direction, the lugs are disconnected and the lid may be raised, and by lowering the lid and sliding it to its first position, the lugs engage, whereby the lid and body are locked, and the fastening-lugs concealed.

Referring to the drawings, A represents the body of the box, and B the lid thereof.

To one end of the body or a ledge, *a*, thereon, there is hinged a tongue, C, which extends in the longitudinal direction of the body and enters movably an eye, D, formed on the inner face of the lid B.

From the sides of the body A there project inwardly lugs E, with which engage or fasten lugs F, formed on the under side of the lid B.

The lugs E and F are so disposed that when the lid is closed the lugs engage with each other as a secret fastening, and lock the lid or prevent the same from rising.

It will be seen that, owing to the movable connection of the tongue C and eye D, the lid B will have a sliding motion on said tongue, and that, the tongue being hinged to the body of the box, the lid will have an axial or swinging motion, the tongue forming part of the lid.

When the box is to be opened, the lid will be pushed in a direction from the axis of the tongue C, as shown in Fig. 4. This disengages the lugs E and F, and permits the opening of the lid, as in Figs. 5 and 6, whereby the interior of the body A is readily accessible.

Now, shut the lid, push it toward the axis of the tongue, and immediately the lugs engage, whereby the box is locked; said lugs being concealed and preventing opening of the box by those unfamiliar with the operation.

In opening the lid, the lugs F will limit the sliding motion of the lid and prevent disengagement of the eye and tongue.

If desired, the eye D may be hinged to the body of the box, and the tongue C fixed to the lid, but the operation will be the same as that stated.

Having thus described my invention, what I claim as new, and desire to secure by Letters Patent, is—

The sliding and axial lid B and body A, connected by the tongue C and eye D, and the fastening-lugs E F, combined and operating therewith, substantially as and for the purpose set forth.

EDWARD W. BRIDGE.

Witnesses:

JOHN A. WIEDERSHEIM,
ALBERT H. HOECKLEY.