

L. KNUDSON.
Curtain-Cord Fasteners.

No. 166,115.

Patented July 27, 1875.

Fig 1.

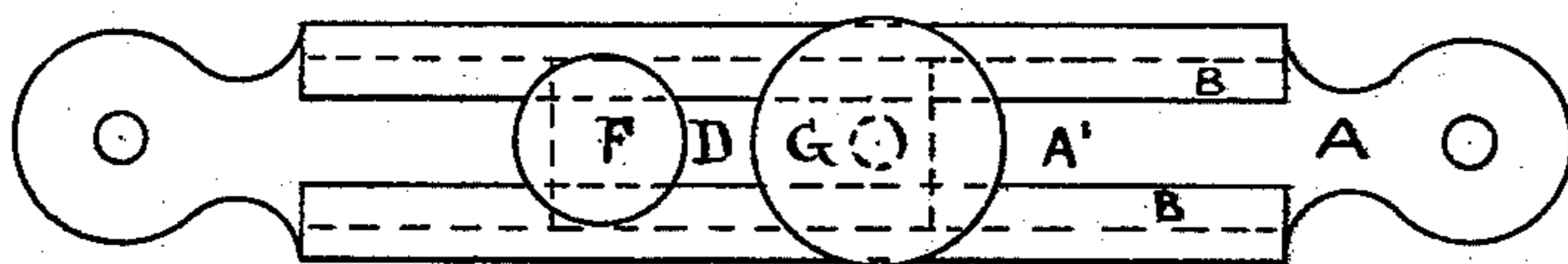


Fig 2.

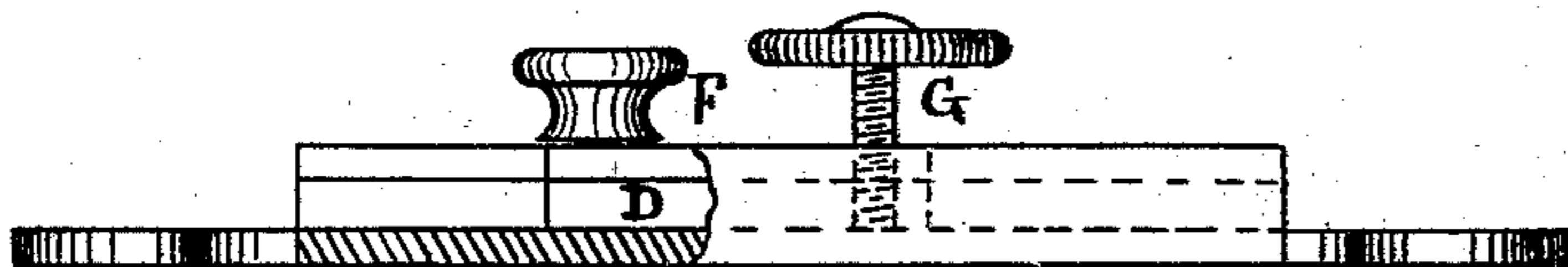
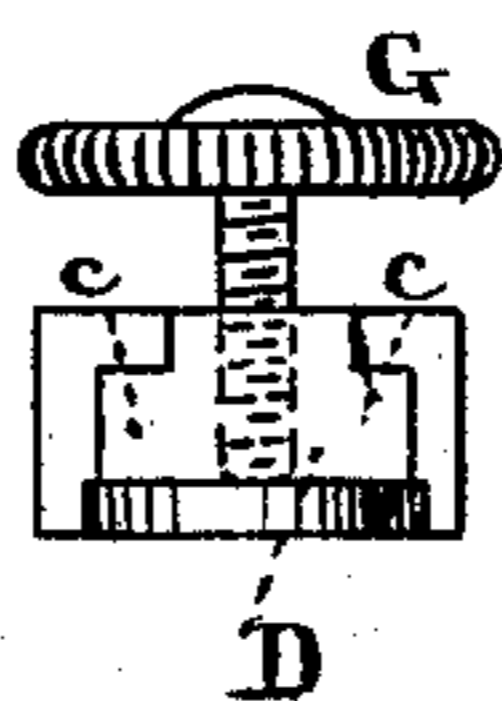


Fig 3.



Witnesses.

J. E. Monteverde.

J. B. La Gar

Inventors.

Lewis Knudson
By his attorney
C. M. Smith

UNITED STATES PATENT OFFICE.

LEWIS KNUDSON, OF SAN FRANCISCO, CALIFORNIA.

IMPROVEMENT IN CURTAIN-CORD FASTENERS.

Specification forming part of Letters Patent No. **166,115**, dated July 27, 1875; application filed October 13, 1874.

To all whom it may concern:

Be it known that I, LEWIS KNUDSON, of San Francisco, in the county of San Francisco and State of California, have invented an Improved Curtain-Cord Holder and Adjuster; and I do hereby declare that the following is a full, clear, and exact description of the same, reference being had to the accompanying drawings, and to the letters marked thereon, in which—

Figure 1 is a plan; Fig. 2, a side sectional view; Fig. 3, a transverse view.

This invention consists in a fixture of a peculiar construction, the same being provided with a grooved holding block or plate, and a sliding pulley block or plate, provided, also, with a set-screw, adapted to serve as a handle, and fix the sliding block in any desired position.

In the drawings, A represents a holder, with the usual perforations for attaching to the window jamb or facing. Grooves B are plowed in each side of the block, so as to form ways for the flanges C of the block D. The block D carries a cord-pulley, F, and milled-headed set-screw G, so that when the curtain-cord is in position the block can be moved up or down in the grooves B, and be held at any point by turning the set-screw G, the end of which engages the face A' of the holder.

By this means a sure and permanent fixture is had, and the slack of the cord can be taken

up at any time, and the pulley adjusted so as to provide for the expansion and contraction or shrinkage of the cord, which is so liable to take place by reason of change of temperature, or by constant tension and use.

I do not broadly claim the combination of a fixed holding-plate and a sliding pulley-plate.

I am also aware that a holder having a block sliding therein, said block carrying the cord-pulley, and having a binding-screw passing through the center of said pulley, with a sleeve mounted on the shaft of the binding-screw, upon which the pulley revolves, is old; and I, therefore, lay no claim to such invention.

Having thus fully described my invention, what I claim as new, and desire to secure by Letters Patent, is—

The block D, provided with the cord-pulley F at its upper end, and clamping-screw G at its lower end, in combination with the holder A, having grooves B B, whereby the block can be adjusted in any desired position, and at the same time all action of the pulley-cord on the clamping-screw is prevented, substantially as described, and for the purposes set forth.

In witness whereof I have hereunto set my hand and seal.

LEWIS KNUDSON. [L. S.]

Witnesses:

C. W. M. SMITH,
F. E. MONTEVERDE.