

L. BOUCHER.
Press for Packing Putty.

No. 166,066.

Patented July 27, 1875.

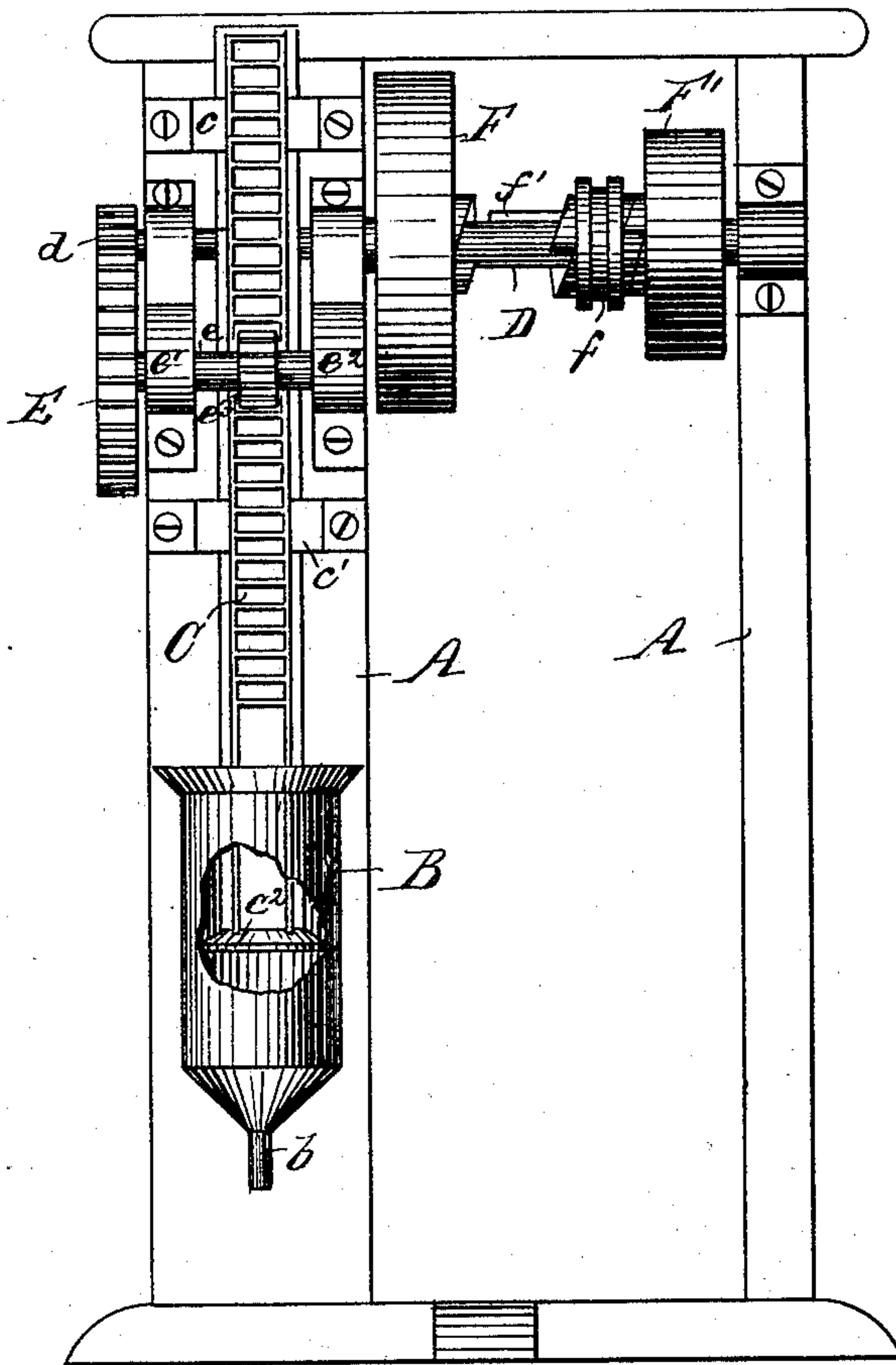


Fig. 1.

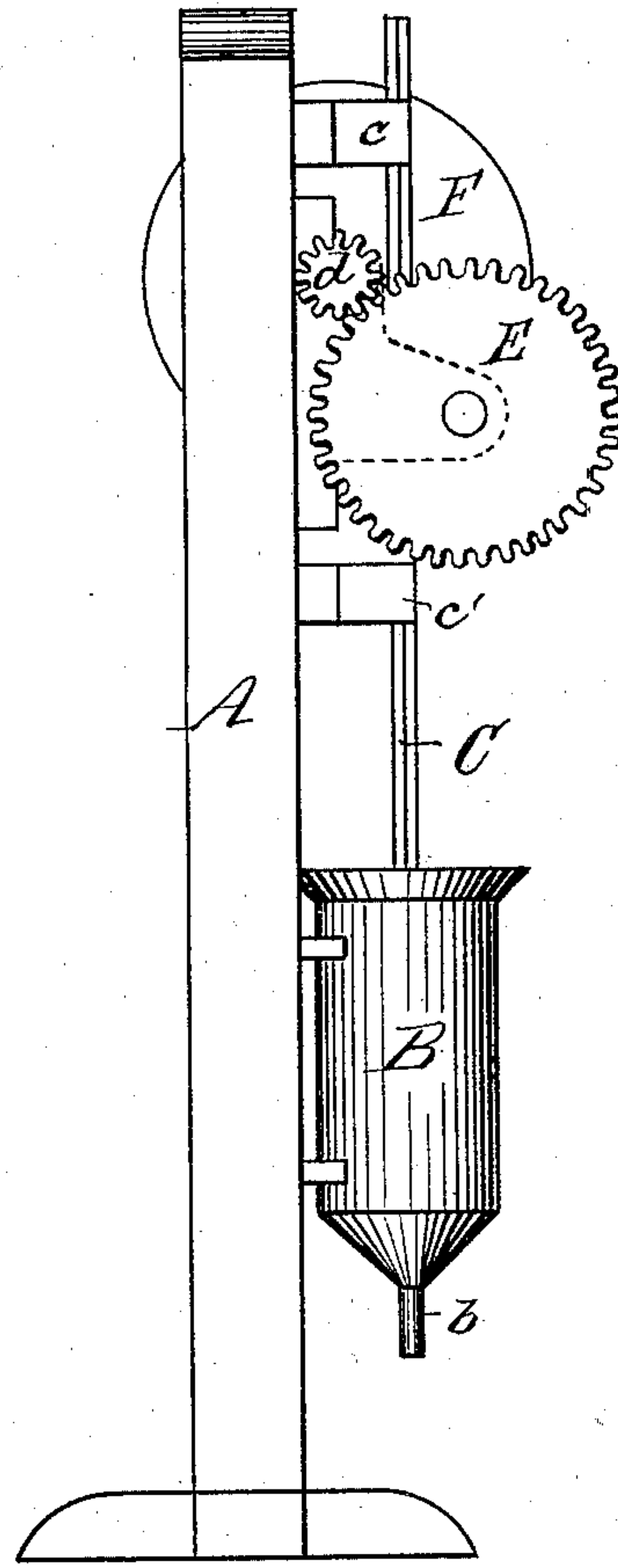


Fig. 2.

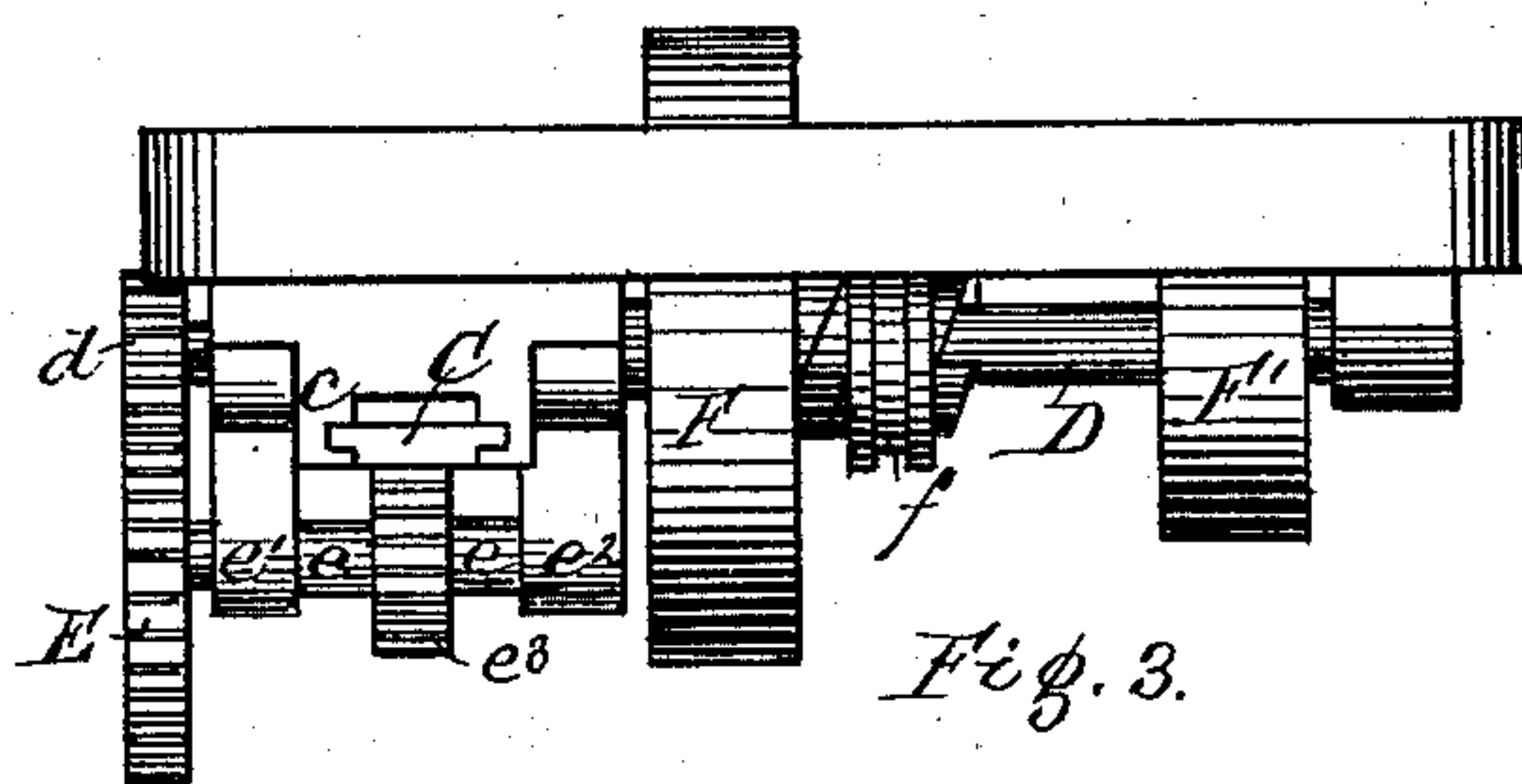


Fig. 3.

Witnesses:
J. M. Berthel.
Chas. P. Meisner

Inventor:
Leon Boucher
per. Berthel & Co.
attys

UNITED STATES PATENT OFFICE.

LÉON BOUCHER, OF ST. LOUIS, MISSOURI.

IMPROVEMENT IN PRESSES FOR PACKING PUTTY.

Specification forming part of Letters Patent No. **166,066**, dated July 27, 1875; application filed March 4, 1875.

To all whom it may concern:

Be it known that I, LÉON BOUCHER, of St. Louis, in the county of St. Louis and State of Missouri, have invented an Improved Press for Packing Putty, of which the following is a specification:

This invention is a press for packing putty in bladders. The ordinary way of accomplishing this purpose is by hand labor, the operator taking the putty with one hand, and stuffing it in the bladder held by the other hand until it is filled. This well-known way achieves but an incompact stuffing or imperfect filling of the bladder; also, the bladder is frequently split; the mouth of it is difficult to tie; the oil is not sufficiently retained with the putty; the freshness and quality of the putty are not preserved, and otherwise there is incurred loss of time, labor, and extra expense.

To obviate all this, my invention consists in the making of a machine for packing putty, and to possess the constructive features and operation, as will now more fully appear.

Of the drawing, Figure 1 is a front elevation. Fig. 2 is a side elevation. Fig. 3 is a top plan.

A is the upright frame to support the mounted parts. B is the cylinder. The cylinder is formed flanged at top, while at bottom it is cone-shaped, terminating with a tube, *b*, as shown in Figs. 1 and 2. The putty can be readily entered top of the cylinder, and more uniformly forced out of the tube *b*. The cylinder thus made is properly secured to the frame A, in connection with the parts that constitute the press proper. C is a rack-bar. This I arrange to slide up and down in guide-bearings *c*¹. (See figures.) The lower end of the rack-bar carries the plunger *c*². (See Fig. 1.)

In order to impart the required reciprocating movement to the rack-bar, this is operated by the following gearing: D is the power-shaft. This turns in proper journal-bearings secured to the frame A. At one end of the power-shaft is a pinion, *d*. This meshes with a gear-wheel, E. The gear E is on a small shaft, *e*, which turns in raised part of the bearings *e*¹ *e*², (see Figs. 1 and 3;) also, on the shaft *e* is the pinion *e*³, that meshes with the rack-bar. To change the gearing operation with power source, this I do as follows: I provide the power-shaft with the large pul-

ley-wheel F and small pulley F', both of which operate loosely on said shaft. Fitted to engage either of the pulleys F F' is a clutch, *f*, which the operator can slide by hand-lever along the power-shaft to engage in either of said pulleys. A projection, *f'*, on the shaft (see Fig. 1) secures the clutch firmly, so as to turn the shaft. When, therefore, the clutch *f* is fastened with the pulley F', by means of the gearing-connection with rack-bar C, the same is operated to descend; and when said clutch is changed to gear with the pulley F, the said rack-bar is raised.

The operation of my press is as follows: The rack-bar being in raised position, the cylinder is filled with the putty. The mouth of the bladder is held to the tube of the cylinder preparatory to filling said bladder. The clutch device being brought into engagement with the pulley F', the rack-bar descends. In doing so, by its plunger, it forces the putty to pass out of cylinder, filling the bladder. When the bladder is filled the change of gearing takes place, which permits the expansive force of the putty to become sufficiently relieved from pressure, so as to prevent the putty from running out of the cylinder when the filled bladder is removed to be tied or closed. The next bladder being placed to the mouth of the cylinder, it is filled in the same way.

As is apparent, the packing of the putty is thus done in a most ready and perfect manner. The bladder, being completely filled, can therefore be more readily tied; also, the putty is rendered better for use, as the oil is retained, the quality of the putty preserved, and the packing is compact.

What I claim is—

1. The rack-bar C, its plunger *c*², the pinion *e*³, gear-wheel E, pinion *d*, power-shaft D, in combination with a cylinder, B, to operate as and for the purpose set forth.

2. The clutch *f*, pulleys F F', power-shaft D, pinion *d*, gear-wheel E, pinion *e*³, rack-bar C, its plunger *c*², in combination with the cylinder B, to operate as and for the purpose set forth.

In testimony of said invention I have hereunto set my hand.

LÉON BOUCHER.

Witnesses:

WILLIAM W. HERTHEL,
CHAS. F. MEISNER.