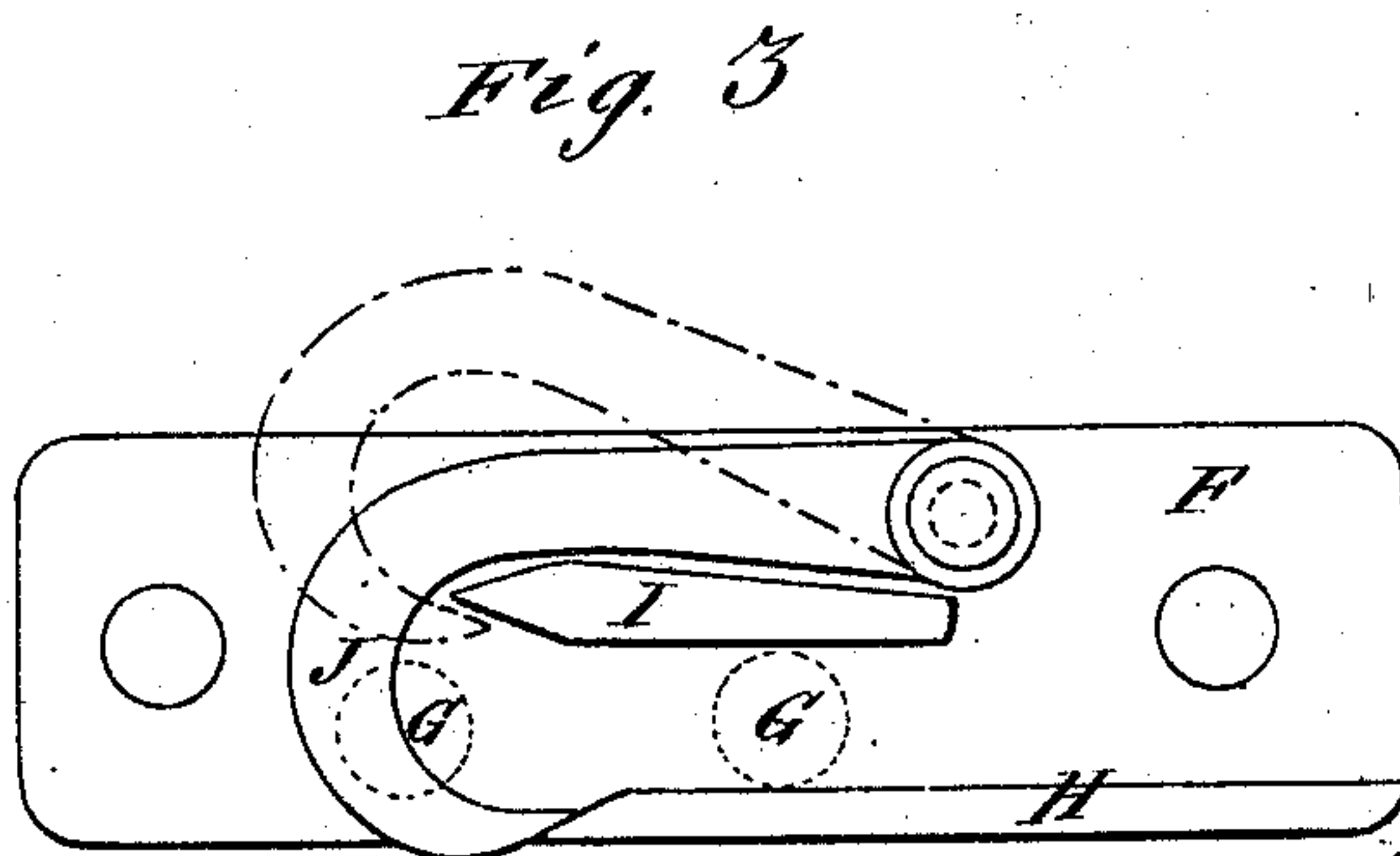
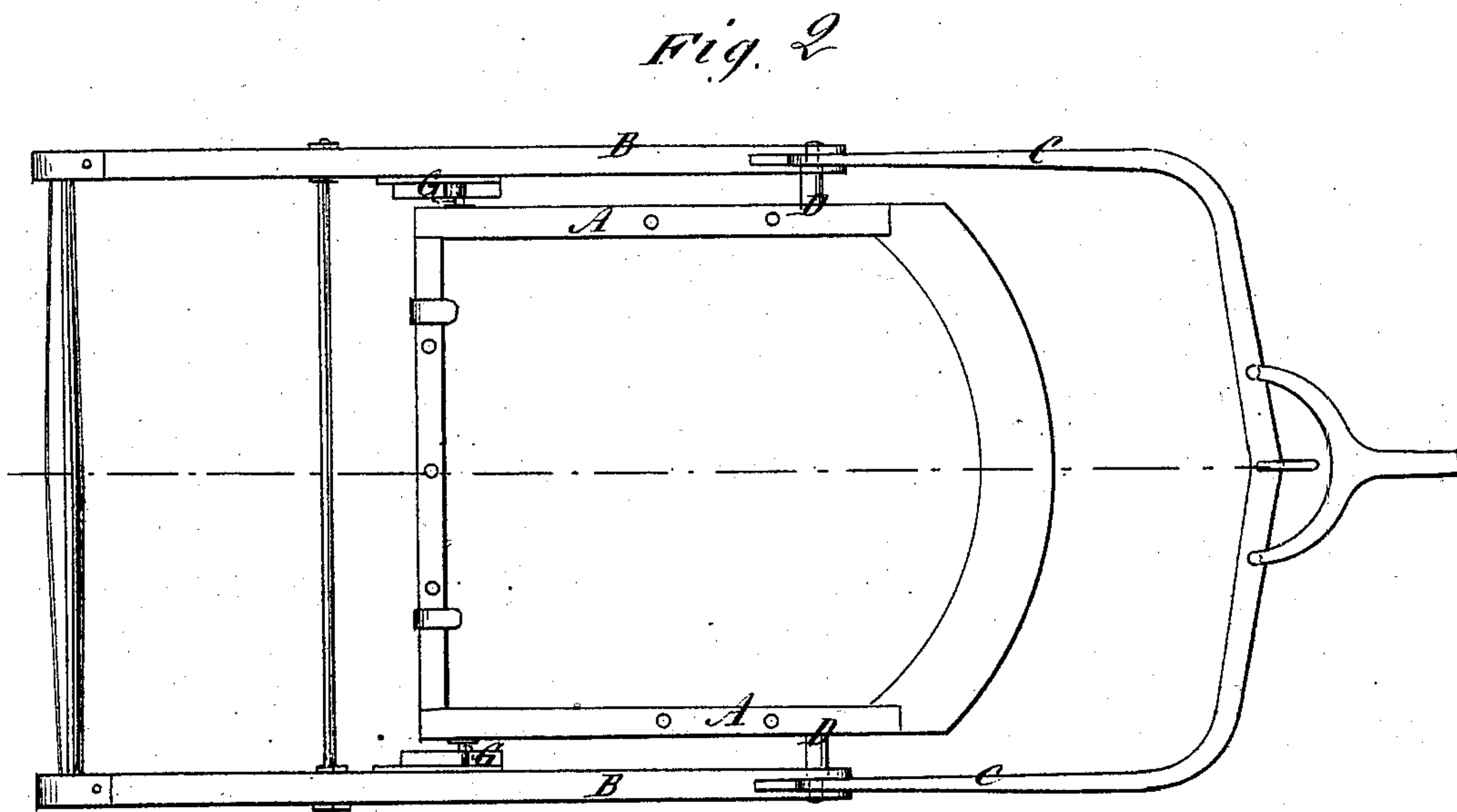
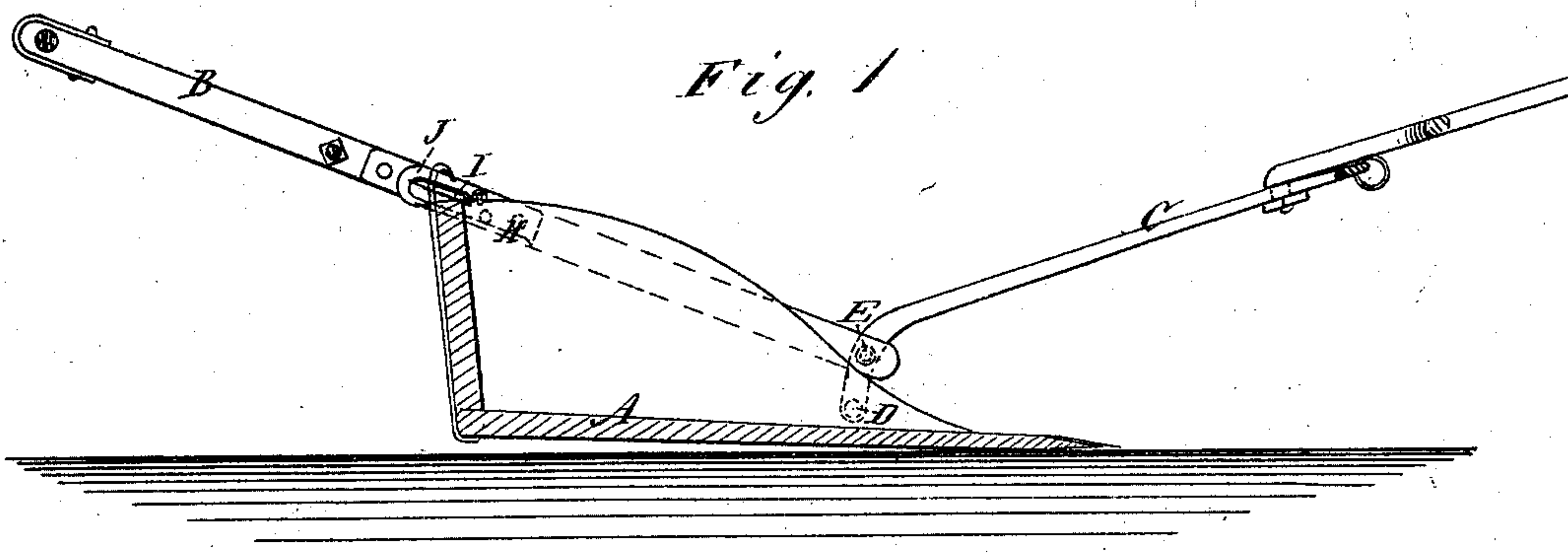


J. W. WILSON.
Road-Scraper.

No. 166,052.

Patented July 27, 1875.



WITNESSES:

C. Nevada
A. F. Terry

INVENTOR:

J. W. Wilson
BY *Munnell*
ATTORNEYS.

UNITED STATES PATENT OFFICE.

JACOB W. WILSON, OF SUMMERFORD, ASSIGNOR TO HIMSELF AND
ADDISON SHANKLIN, OF LONDON, OHIO.

IMPROVEMENT IN ROAD-SCRAPERS.

Specification forming part of Letters Patent No. **166,052**, dated July 27, 1875; application filed
July 3, 1875.

To all whom it may concern:

Be it known that I, JACOB W. WILSON, of Summerford, in the county of Madison and State of Ohio, have invented a new and Improved Rotary Road-Scraper, of which the following is a specification:

My present invention relates to that class of rotary road-scrapers in which the scraper-box and the handles are connected and disconnected for revolving the scraper by manipulating the handles, which are connected to the draft-yoke eccentrically to the connection of the yoke with the scraper, in such manner that the scraper is detached by swinging the handles upward, and connected by swinging them downward; and the invention consists of a guard-hook, in combination with the connecting devices, to prevent disconnection by the downward movement of the handles, which sometimes happens.

Figure 1 is a longitudinal sectional elevation of my improved scraper. Fig. 2 is a plan view; and Fig. 3 is a detail of the guard-hook and the fastening-plate of the handle, with which the pins on the scraper connect.

Similar letters of reference indicate corresponding parts.

A is the revolving scraper-box; B, the handles; C, the draft-yoke; D, the pivots connecting the draft-yoke to the scraper; E, the pivots by which the handles are connected to the draft-yoke; F, the ribbed plate on the handles, and G the pins on the box, by which the box is connected and disconnected. The

plate F has a long lower rib, H, and a shorter upper one, I, between which the pin G of the scraper is engaged by depressing the handles, so that the pin will swing clear of the left-hand end of rib H, and then raising the handles, so that the pin passes along between the ribs, and the box is disengaged by raising the handles, so that the pin will swing free of the front end of rib I.

In practice it often happens that the box will become accidentally disengaged by passing back over the upper end of flange H, and dropping under it when the handles are inadvertently dropped too low, so that when handles are raised for revolving the scraper it will not go until they are dropped down and the box engaged again, which makes delay and trouble. To avoid this I have now applied the guard-hook J, which, as soon as the pin has entered between the ribs, drops behind it, and effectually avoids any such occurrence, and it is raised freely by the pin when it enters.

Having thus described my invention, I claim as new and desire to secure by Letters Patent—

The combination of the guard-hook J with the pin G of the revolving scraper and the ribs I H of the handle, substantially as specified.

JACOB W. WILSON.

Witnesses:

WM. JONES,
WILLIAM SEWARD.