

G. H. DECKER.
Marking Board for Pin Pool.

No. 165,985.

Patented July 27, 1875.

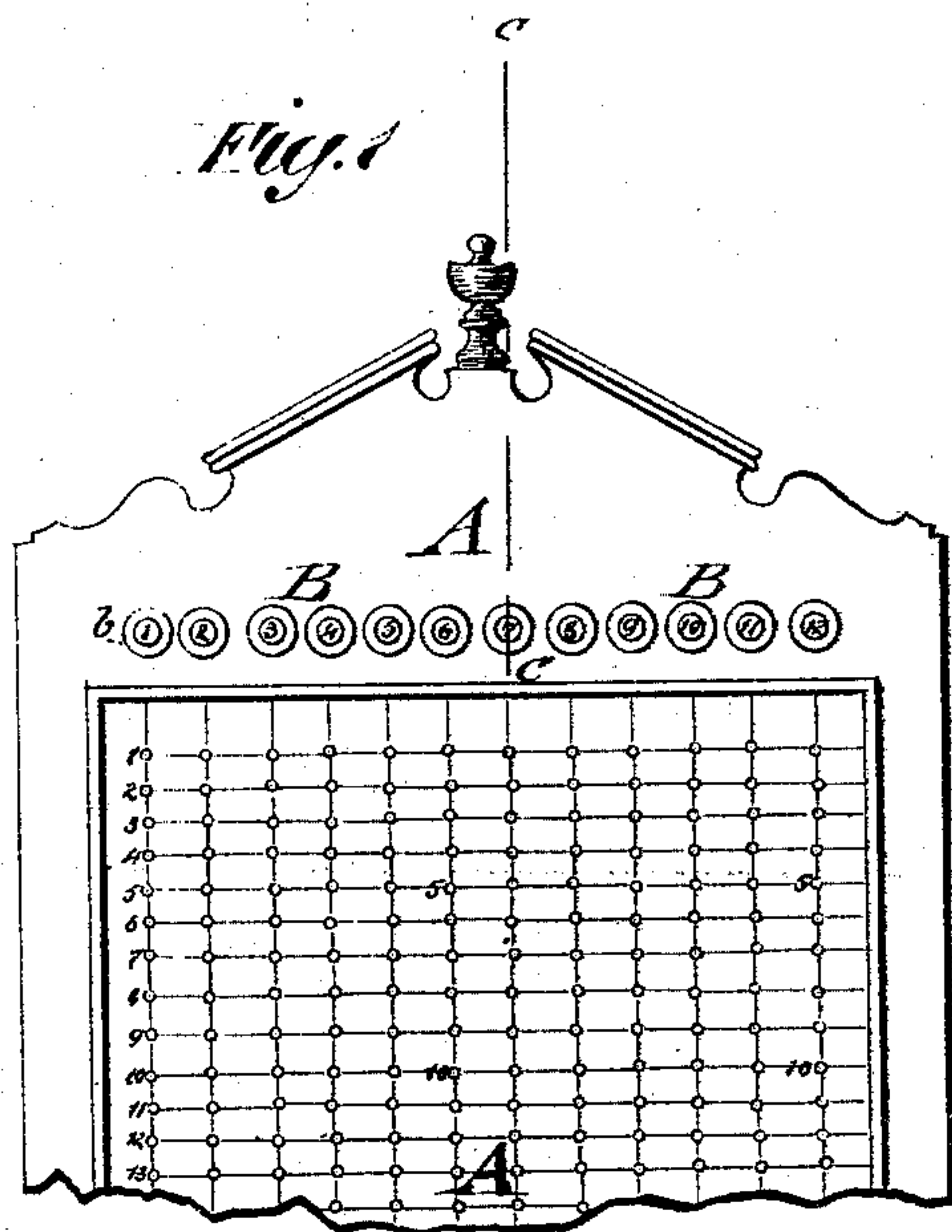


Fig. 2.

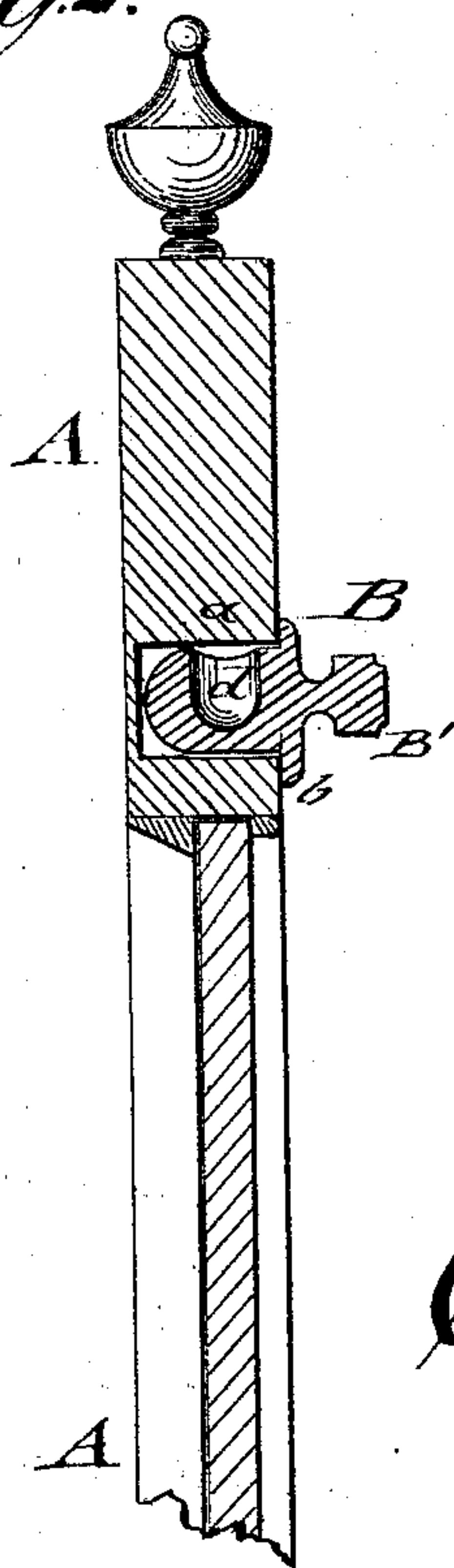
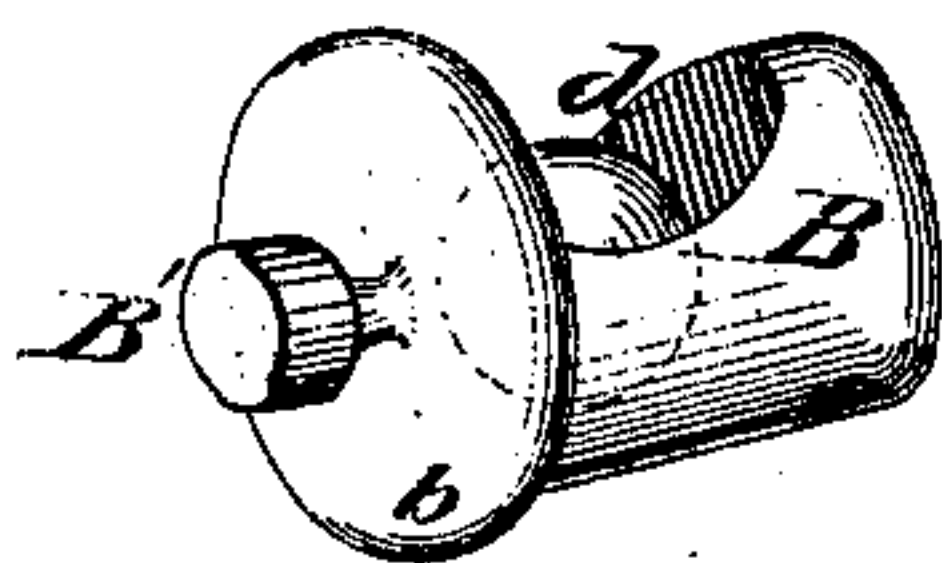


Fig. 3



WITNESSES:

Francis McAuley.
A. F. Terry

INVENTOR:

G. H. Decker
BY *Mumford*

ATTORNEYS.

UNITED STATES PATENT OFFICE.

GEORGE H. DECKER, OF BELLEVILLE, NEW JERSEY.

IMPROVEMENT IN MARKING-BOARDS FOR PIN-POOLS.

Specification forming part of Letters Patent No. **165,985**, dated July 27, 1875; application filed May 22, 1875.

To all whom it may concern:

Be it known that I, GEORGE H. DECKER, of Belleville, in the county of Essex and State of New Jersey, have invented a new and Improved Marking-Board for Pin-Pool, of which the following is a specification:

In the accompanying drawing, Figure 1 represents a front view of a marking-board for pin-pool. Fig. 2 an enlarged vertical transverse section of the same on the line *c c*, Fig. 1, showing the construction of the plug containing the numbered ball, and Fig. 3 is a perspective view of the plug detached.

Similar letters of reference indicate corresponding parts.

My invention relates to such an improvement in marking-boards for pin-pool that the numbered balls may be readily and conveniently taken out without the annoyance of dropping the same on opening the slide-gates or hinged caps at present in use.

The invention consists in recessing the marking-board for the round or otherwise shaped plugs that contain the balls securely in concave recesses.

In the drawing, A represents a marking-board for pin-pool, which is provided with as many round, square, or otherwise shaped recesses *a* as there are balls used. The recesses *a* are bored or cut into the marking-board, and closed by correspondingly-shaped plugs B, which are inserted therein and taken hold of by numbered buttons B', made in one piece therewith. An outer flange, *b*, of each button, defines the

extent of sliding motion on putting it into its place. The position of the round plugs may be secured, if desired, by means of side tongue and groove, or by a retaining-spring. Each plug B has at its upper part a spherical recess or concavity, *d*, for a ball, having the same number as the button. The ball may also be retained by concaving the rear side of the plug and attaching two band-springs at opposite sides, that clasp the ball and retain it in position. I prefer, however, the recessed plug, on account of its greater simplicity. The ball is placed into the recess of the plug, and inserted and taken out with the plug to be easily dropped out of the cavity by merely turning the plug, being conveniently replaced and reinserted with the plug, without the annoyance incidental to the present construction of the marking-boards.

Having thus described my invention, I claim as new and desire to secure by Letters Patent—

1. A marking-board for pin-pool, provided with a series of recesses, in combination with numbered plugs fitting therein, having cup-shaped cavities for the balls, substantially as and for the purpose set forth.

2. A plug for marking-boards, provided with button, face-flange, and cup-shaped recess for the ball, substantially as set forth.

G. H. DECKER.

Witnesses:

T. B. MOSHER,
ALEX. F. ROBERTS.