

W. S. POTWIN.  
Coal-Vase.

No. 165,947.

Patented July 27, 1875.

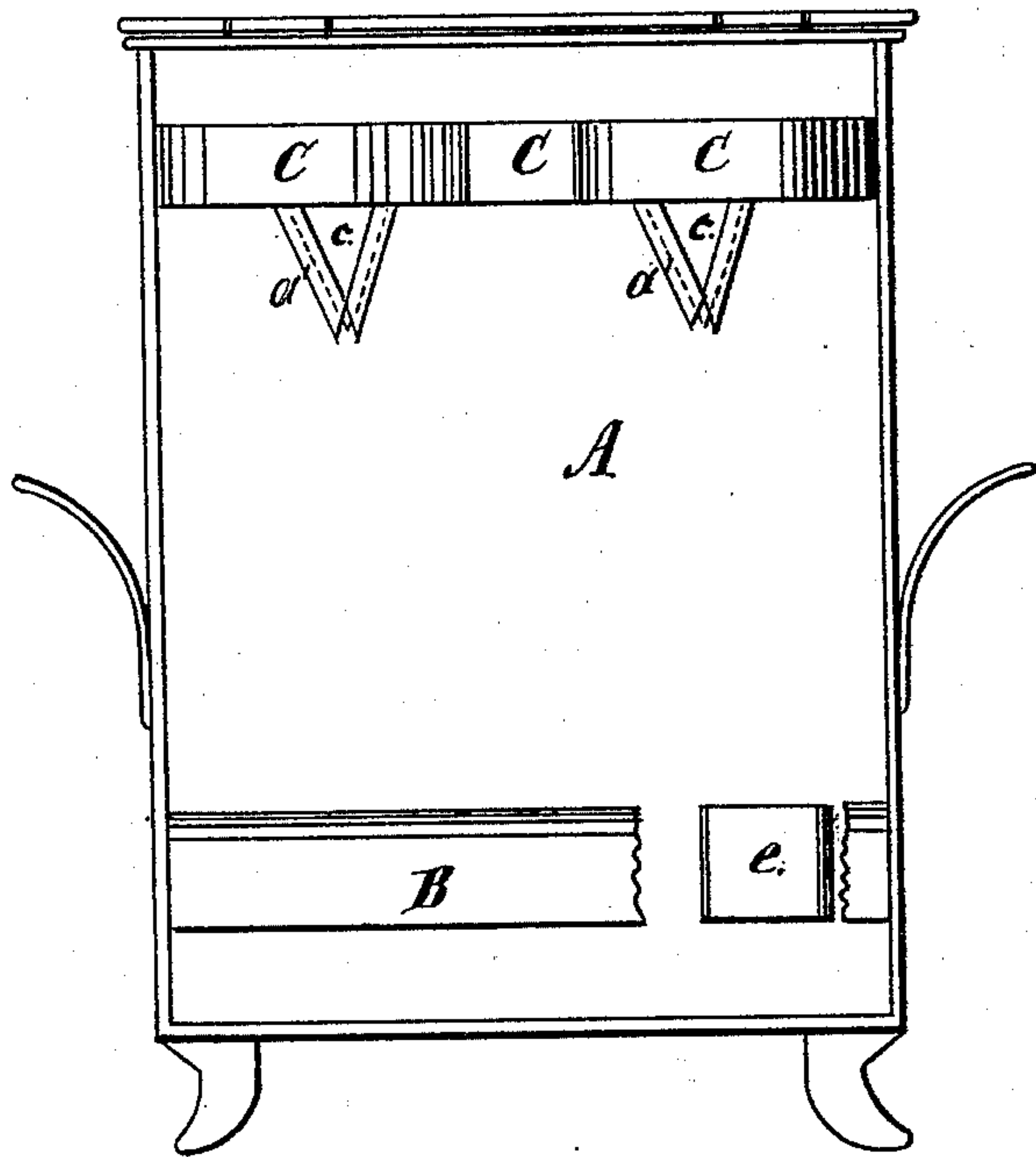


Fig. 1.

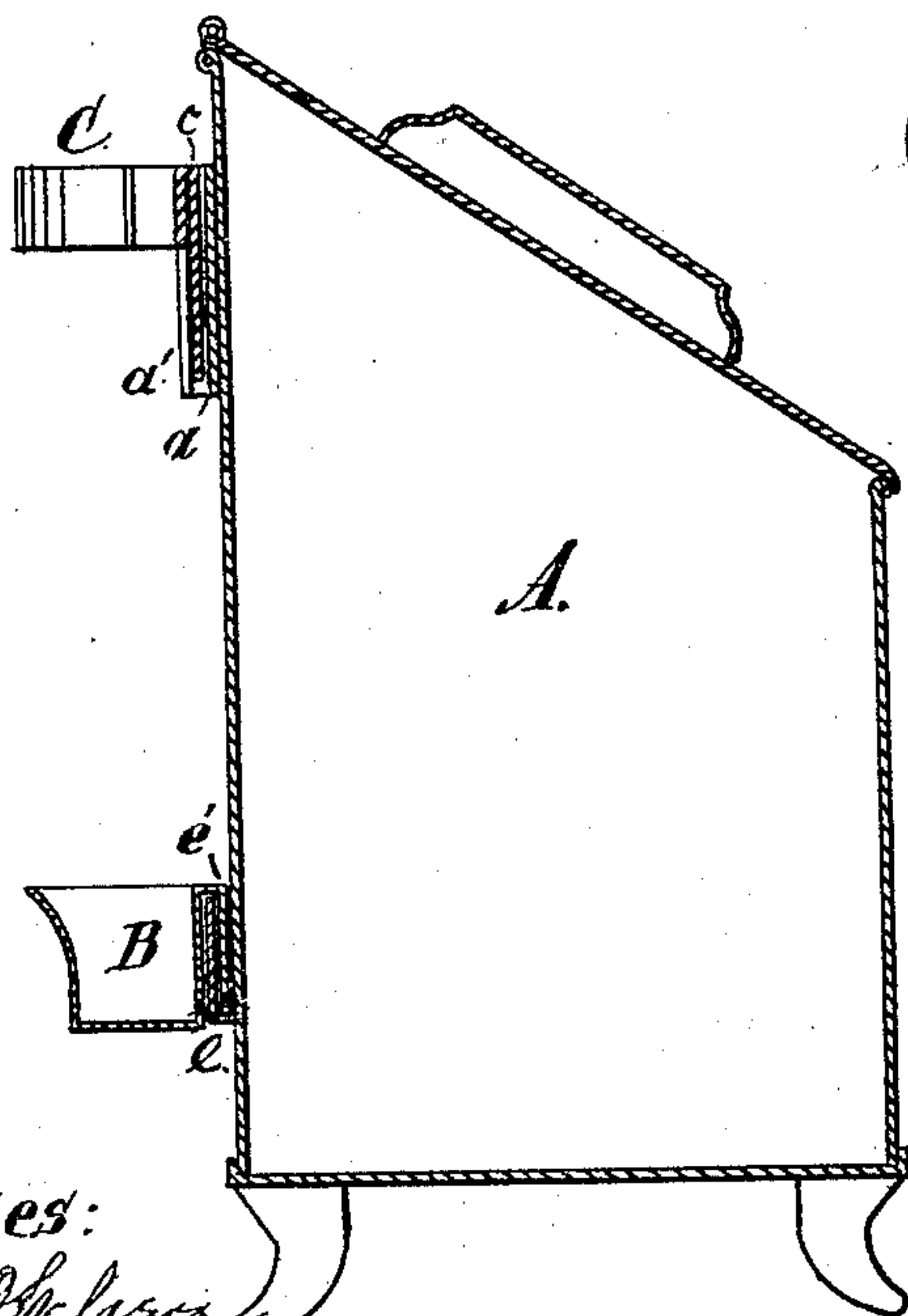


Fig. 2.




Fig. 3.

Witnesses:  
Sivas & Melroy  
J. C. Mackey

Inventor:  
William S. Potwin  
By Guidley & Warner  
his atty

# UNITED STATES PATENT OFFICE.

WILLIAM S. POTWIN, OF CHICAGO, ILLINOIS.

## IMPROVEMENT IN COAL-VASES.

Specification forming part of Letters Patent No. **165,947**, dated July 27, 1875; application filed June 18, 1875.

*To all whom it may concern:*

Be it known that I, WILLIAM S. POTWIN, of Chicago, in the county of Cook and State of Illinois, have invented certain new and useful Improvements in Coal-Vases; of which improvements the following is a full, clear, and exact description, which will enable others skilled in the art to which my invention appertains to make and use the said improvements, reference being had to the accompanying drawing, forming a part hereof, and in which—

Figure 1 is a rear elevation of a coal-vase provided with my improvements; Fig. 2, a top or plan view of the removable arms; and Fig. 3, a vertical section in the plane of the line *x x*.

Like letters of reference indicate like parts.

The object of my invention is to provide vases of this class with a rest and arms for supporting the shovel, tongs, &c., and which will be cheap, readily removable and replaceable, and concealed from view while the vase is in use. To this end my invention consists of a rest and of arms for the purposes set forth, and constructed, arranged, and applied or attached to the vase substantially as hereinafter described.

In the drawing, A represents the vase, which may be made of sheet metal, and in the usual manner. Attached to the upper part of the rear wall of the vase are the V-shaped pieces *a a*, having a turned-over edge, as represented at *a' a'*. *e e* are loops or eyes attached to the lower part of the rear wall of the vase. B is the part constituting the rest. This part is trough-shaped, and provided on its rear face with the downwardly-projecting tongues *e' e'*, constructed and arranged to enter the loops or eyes *e e*, so as to support the rest when the tongues enter the loops. This rest or trough may be made of any suitable material, preferably of sheet-iron, to prevent the liability of breakage during transportation and at other times, and to render it light and tough. In order to attach it to the vase the tongues *e' e'* should be arranged in the loops or eyes *e e*. In this manner the rest is firmly fastened, but may be readily applied and removed. C is the part constituting the arms, and *c c* are V-shaped projections ex-

tending downwardly therefrom, and corresponding in size to the pieces *a a*. This part may be made of any suitable material, preferably of a metal somewhat spring-like or yielding, so as to prevent danger of breakage, and to render it light. The form of this part is clearly shown in Fig. 2, being bent into bows, as shown, the ends of which approach each other and stand out a little way from the vase, the extreme ends being rounded or bent outwardly, as represented, so that when these parts are made yielding or of spring metal the fire-irons will be prevented from falling laterally therefrom, but may be readily arranged therein and removed therefrom by pressing the free ends of the bows slightly for that purpose from the vase. The part C may be firmly attached to the vase by arranging the pieces or extensions *c c* in the grooves or recesses *a' a'*, and may be readily applied and removed.

It will be perceived that when the vase is in use, the rest and arms, by being placed on its rear face, will be concealed from view, and hence need not be rendered expensive by ornamentation, while at the same time the ornamental ends of the fire-iron will be exposed, so as to be conveniently reached. A comparatively small amount of material is employed in the construction of these attachments, and the vase is not enlarged to receive them. During transportation, or when not in use, they may be placed in the vase, thus occupying no extra room, and not being liable to be broken. The means employed for the purpose of rendering them readily attachable and removable are simple and inexpensive.

I do not here intend to limit myself to the bow-shaped arms, when made of spring-like or yielding metal for the purposes set forth, as they will answer the purpose for which they are intended if made of rigid material, the free ends of the bows being set sufficiently far from the vase to receive the fire-irons.

I am aware that vases of this class have heretofore been provided with removable arms and rests arranged on the sides thereof, and that a separate compartment to receive the fire-irons has been arranged in the rear of the vase, and I do not here claim such; but



Having thus described my invention, what I claim as new, and desire to secure by Letters Patent, is—

1. The rest or trough B, provided with the tongues *e' e'*, in combination with a coal-vase having in its rear face the loops or eyes *e e*, substantially as and for the purposes specified.

2. The coal-vase A, having eyes, loops, or

recesses in its rear face, in combination with the rest B and arms C C, each provided with tongues to enter the said eyes, substantially as and for the purposes specified.

WILLIAM S. POTWIN.

Witnesses:

F. F. WARNER,  
FRANK C. WING.