

S. SOLOMON
Necktie.

No. 165,625.

Patented July 13, 1875.

Fig. 1.




Fig. 2.

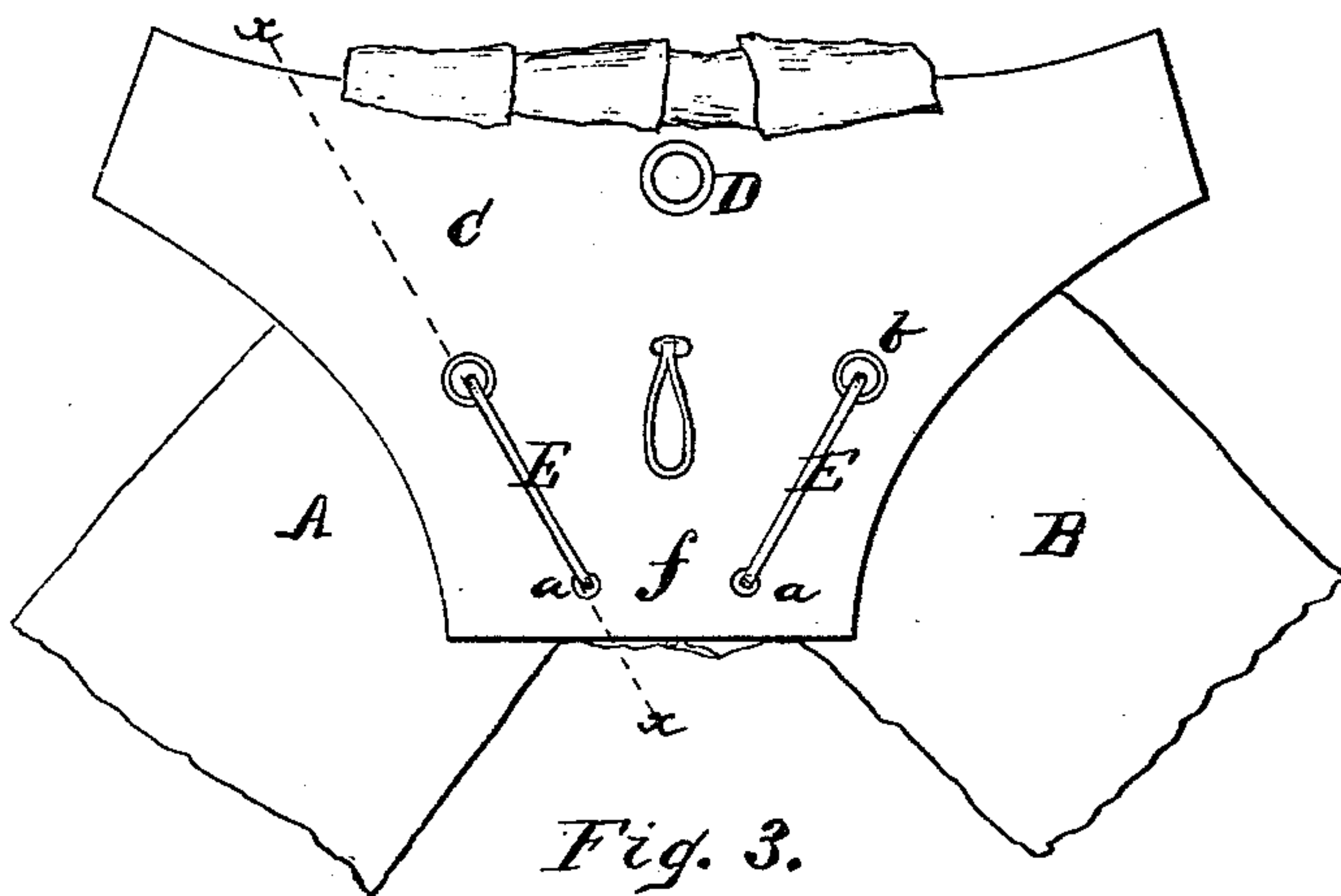
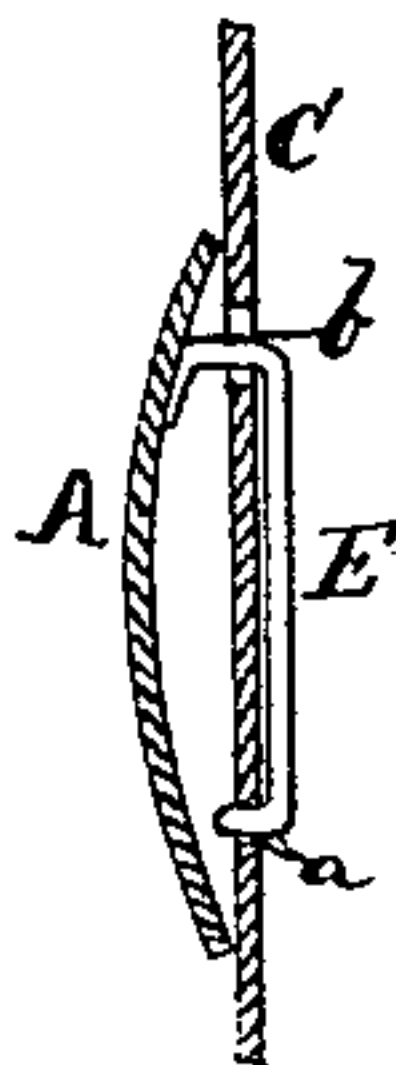


Fig. 3.



Witnesses.
Chas. Wahlen.
Otto Stufeland

Inventor.
Samuel Solomon
By
Van Santvoord & Hauff
Attys

UNITED STATES PATENT OFFICE.

SAMUEL SOLOMON, OF NEW YORK, N. Y.

IMPROVEMENT IN NECK-TIES.

Specification forming part of Letters Patent No. **165,625**, dated July 13, 1875; application filed June 23, 1875.

To all whom it may concern:

Be it known that I, SAMUEL SOLOMON, of the city, county, and State of New York, have invented a new and useful Improvement in Neck-Bows, which improvement is fully set forth in the following specification, reference being had to the accompanying drawing, in which—

Figure 1 represents a front view of my neck-bow when the parts are pulled apart. Fig. 2 is a rear view. Fig. 3 is a cross-section on the plane of the line *xx*, Fig. 2.

Similar letters indicate corresponding parts.

This invention relates to that class of neck-ties in which a scarf is provided with a sliding front piece held in place by suitable springs, and covering a photograph, said sliding front piece being connected with a cord in such manner that by drawing the same downward the photograph is exposed to view, while by releasing the same the springs will force the said front piece back into its position and conceal the photograph.

My invention consists of a neck-bow constructed of two loose parts hinged together and to a shield containing a photograph or other illustration in such manner that by moving the parts away from each other the illustration may be exposed, and when the parts are released suitable springs will force the parts together, and thereby conceal the illustration.

In the drawing, the letters A B designate the two parts of my bow; and C is the shield, to which the parts are hinged by means of an eyelet, D. These parts A B may be made of silk, satin, or other chosen material, and of any form or style, and they embrace portions of the cross-piece and the wings of the bow, as clearly shown in Fig. 1. The shield C is of

the ordinary form, and is provided with apertures *a b* for the passage of a rubber band, E, composing springs, which, in addition to the eyelet D, serve to connect the parts A B to the bow-shield, the ends of the rubber band being fastened to the back of the parts A B, while the central portion is held by the shield at the part *f* between the apertures *a*. (See Fig. 2.) The parts A B of the bow, moreover, are sewed or otherwise secured to the shield C at the upper edge. The front face of the shield C contains a photograph, F, or any other illustration, as shown in Fig. 1. This illustration is concealed by the parts A B when the parts are held together by the action of the springs E; but when the parts are pulled apart by being rotated on the hinge D the illustration is, for the time being, exposed. The relative positions of the parts of the bow when in a position to expose the illustration is shown in Fig. 1.

What I claim as new, and desire to secure by Letters Patent, is—

1. A neck-bow made in two parts, A B, which are hinged together and to a shield, C, containing a photograph, F, or other illustration, substantially as described.

2. The combination, with the parts A B, hinged together and to the shield C, containing a photograph or other object or illustration, F, of springs E, substantially as described, for the object specified.

In testimony that I claim the foregoing I have hereunto set my hand this 19th day of June, 1875.

SAMUEL SOLOMON.

Witnesses:

W. HAUFF,
CHAS. WAHLERS.