

C. E. RAMUS.
Paper-Clip.

No. 165,614.

Patented July 13, 1875.

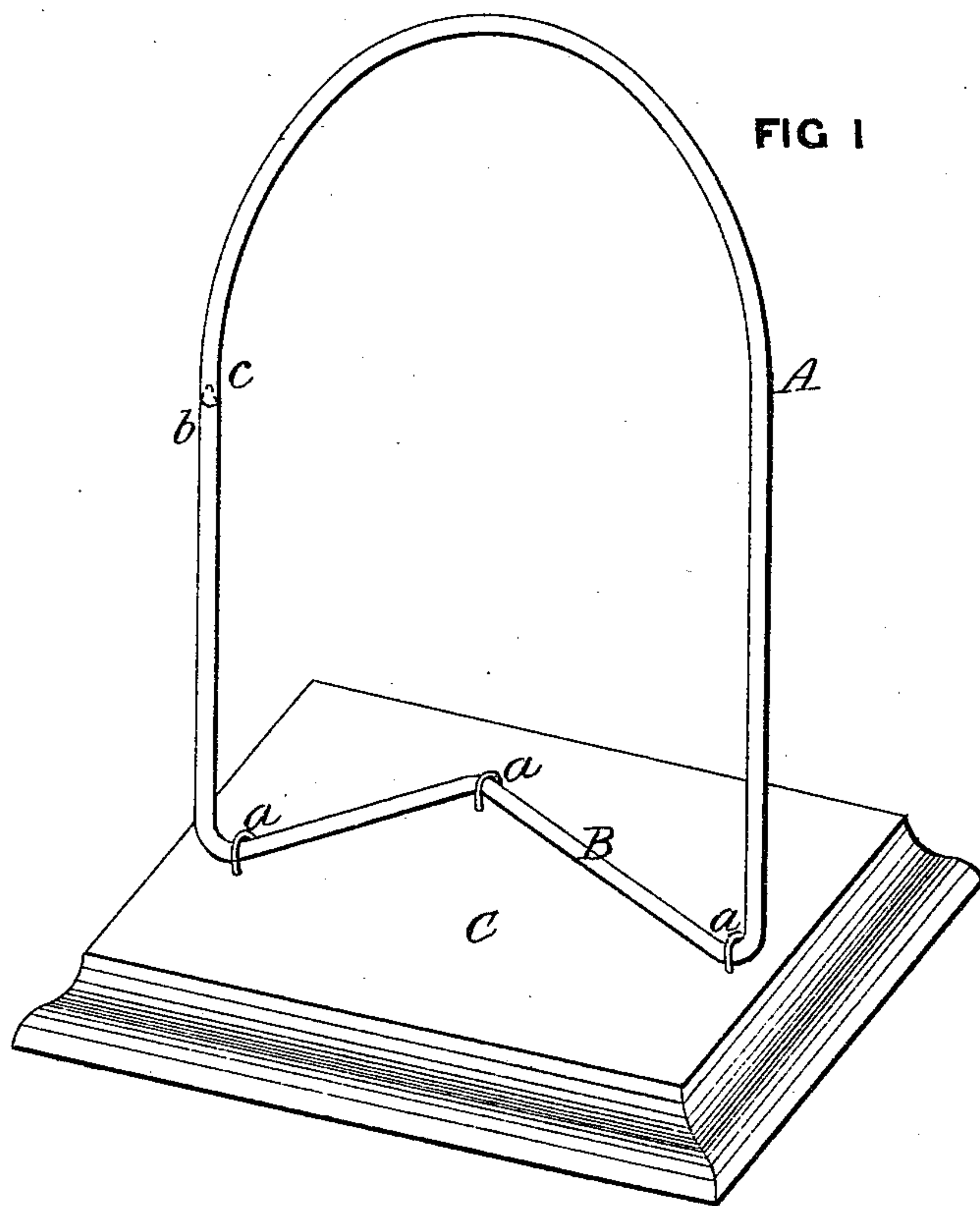
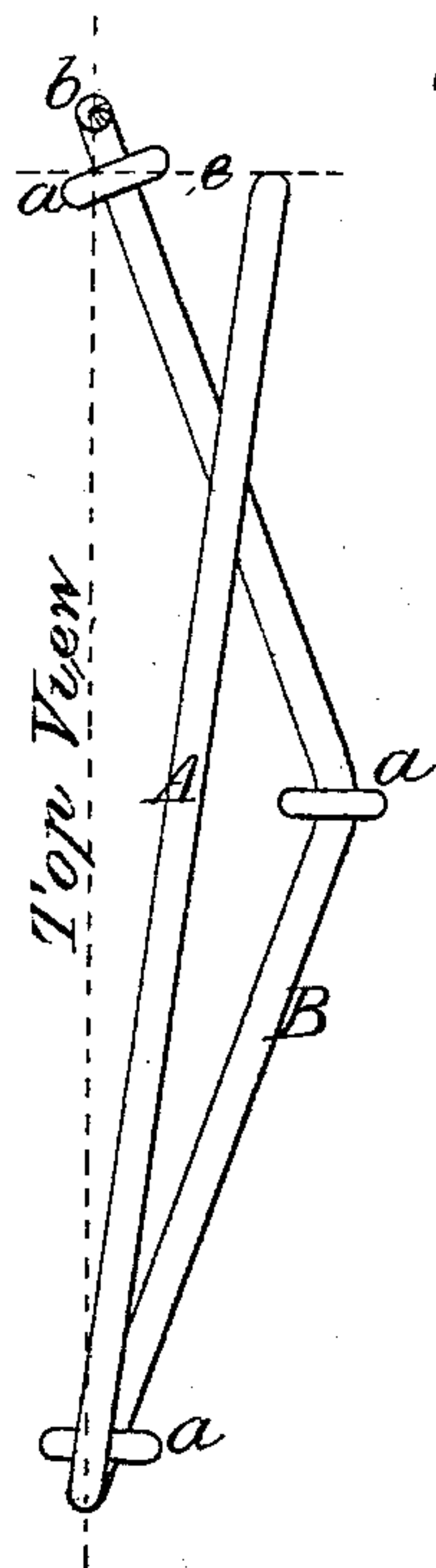


FIG I



Top View

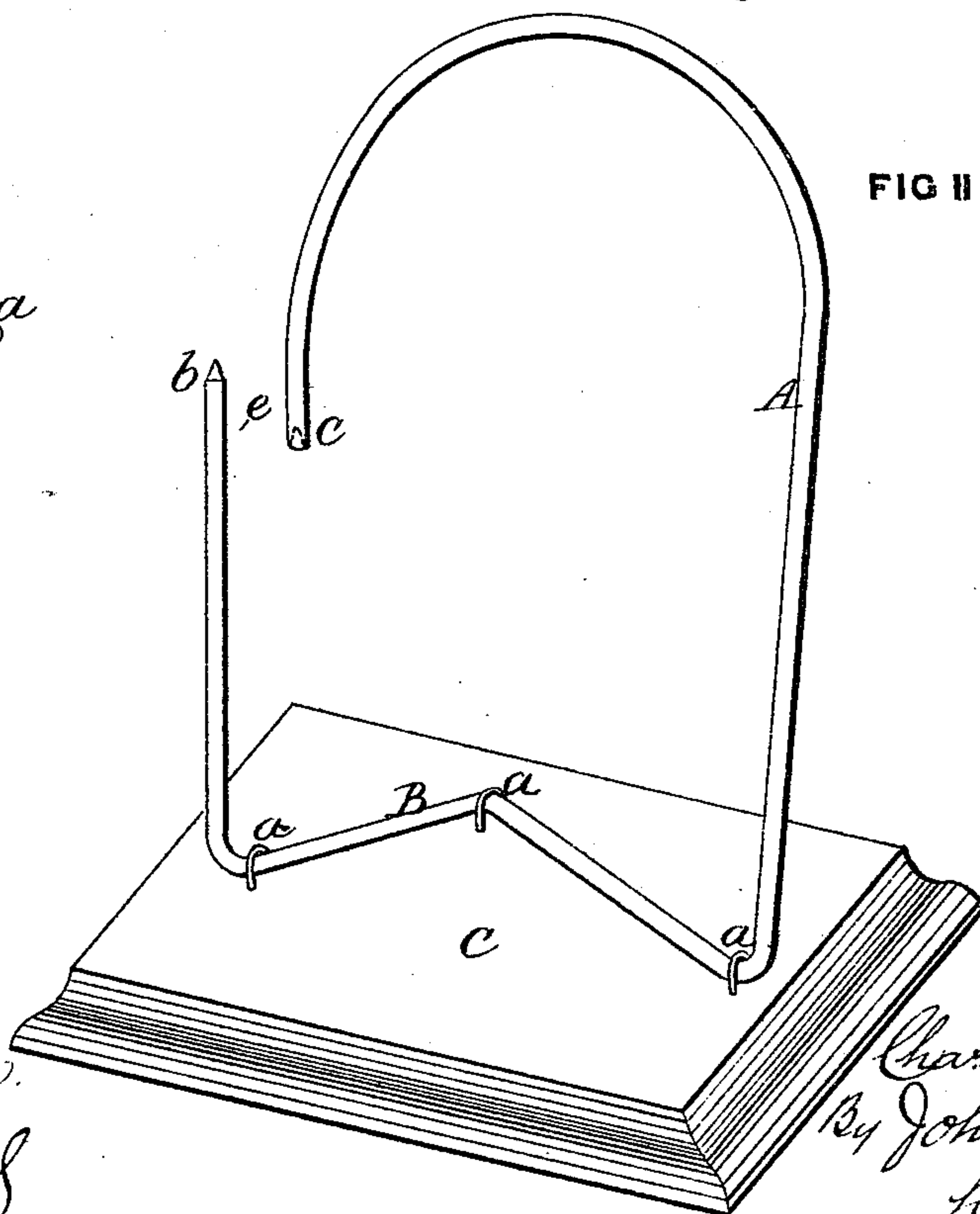


FIG II

WITNESSES

John C. Laing.
J. H. Rutherford.

INVENTOR

Chas. E. Ramus
By Johnson & Johnson
his Attys.

UNITED STATES PATENT OFFICE.

CHARLES E. RAMUS, OF SPRING FOREST, SPOTTSYLVANIA COURT-HOUSE, VIRGINIA, ASSIGNOR OF ONE-HALF HIS RIGHT TO GEORGE COWIE, OF WASHINGTON, DISTRICT OF COLUMBIA.

IMPROVEMENT IN PAPER-CLIPS.

Specification forming part of Letters Patent No. **165,614**, dated July 13, 1875; application filed May 25, 1875.

To all whom it may concern :

Be it known that I, CHARLES E. RAMUS, of Spring Forest, Spottsylvania Court-House, in the county of Spottsylvania and State of Virginia, have invented certain new and useful Improvements in Paper-Clips; and I do hereby declare that the following is a full, clear, and exact description thereof, which will enable others skilled in the art to which it pertains to make and use the same, reference being had to the accompanying drawings, and to the letters of reference marked thereon, which form a part of this specification.

The object of my invention is to furnish a more complete and available bill file or holder than those hitherto commonly in use.

The invention consists primarily of a bill-file composed of a single-jointed wire strand, having formed therewith a foot-brace standing to one side of the file-branches, as a means for both fastening and bracing the file to its holder for use; also, in the combination with the bill-file, having a foot-brace formed therewith standing to one side of the file-wire, and a penetrating-point, of a locking transferring portion, formed into a spring, having a lateral force to open the file-branches, and a downward force to close the points when joined.

In the accompanying drawing, Figure 1 represents a view of my improved bill-file in perspective, showing the joint as closed or locked; and Fig. 2 represents a similar view with the joint open to illustrate the manner of filing bills.

The bill-file is composed of a strand of suitable stout wire, A, which is bent into a V-shaped form, at the bottom of the device, to form a foot and perfect brace, B, which is confined and secured to a base, C, by staples a, or other suitable devices. This form gives a most substantial rest for the file and prevents it from wobbling. Rising a suitable height from one angle of the brace-foot B is the penetrating-point b, while at the other end of said strand A is a cone socket, c, which part of the strand rises and is bent over and forms the other angle, said socket receiving the penetrating-point and forming a perfect joint, rendering the file, as it were, an endless strand, so that the bills may be run over any

part of said strand, above the angular base. The wire is so bent and tempered as to cause the socket end c, when the joint is unlocked, to turn sidewise, preferably to the right, so as to leave a space, e, between it and the fixed point, for greater convenience in manipulating, and downward also, that, when it receives the penetrating-point b, said point will remain firmly seated therein.

The bill, prescription, or other paper, is pressed over the penetrating-point b, with the ends b c separated, as shown in Fig. 2, and when pressed down the ends are then joined. If it be desired to pick out a particular bill, those above it are simply run over the joint, at b c to the other side of the device, when the joint may be unlocked and the desired bill removed, or one or both sides may be used as desired. This is especially desirable in the laboratory of the apothecary or chemist. When the file shall have been filled with a day's accumulation of bills, a marker may be pressed over with the date indicated thereon, so that the bills or prescriptions need not be booked or recorded until the capacity of the file-holder is exhausted. The angular foot not only forms the means for fastening the file to a table or base-piece, but serves to brace the upright arched form of the file and to hold both branches firm.

I claim—

1. A paper-clip consisting of a single-jointed wire strand, A, and the foot-brace B, formed with and standing to one side of the file, whereby the file is both fastened and braced to its holder, substantially as herein set forth.

2. The combination, with a paper-clip, having the foot-brace B, formed therewith to one side of the file-wire, and a penetrating-point, b, of the locking and transferring portion formed into a spring, having a lateral force to open the file-branches, and a downward force to close the points when joined, substantially as herein set forth.

In testimony that I claim the foregoing as my own, I have affixed my signature in presence of two witnesses.

CHARLES E. RAMUS.

Witnesses:

A. E. H. JOHNSON,

J. W. HAMILTON JOHNSON.