

P. SUES.
Fastening for Buttons.

No. 165,518.

Patented July 13. 1875.

Fig 1.




Fig 2.

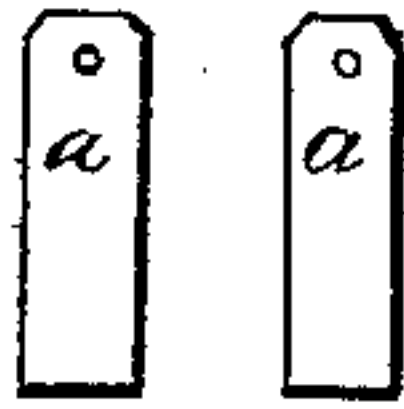


Fig 3.

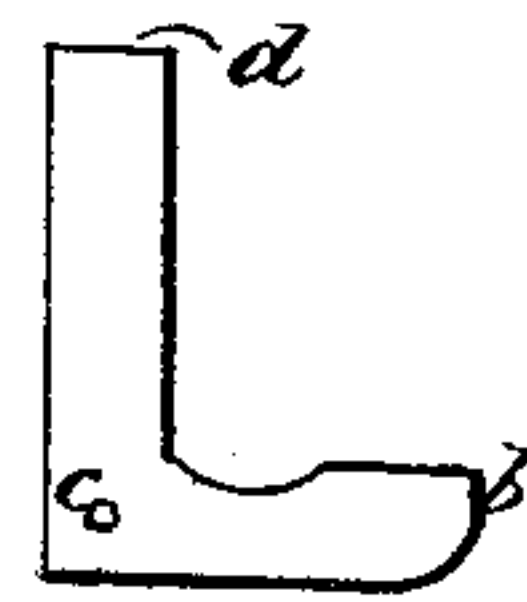


Fig 5.

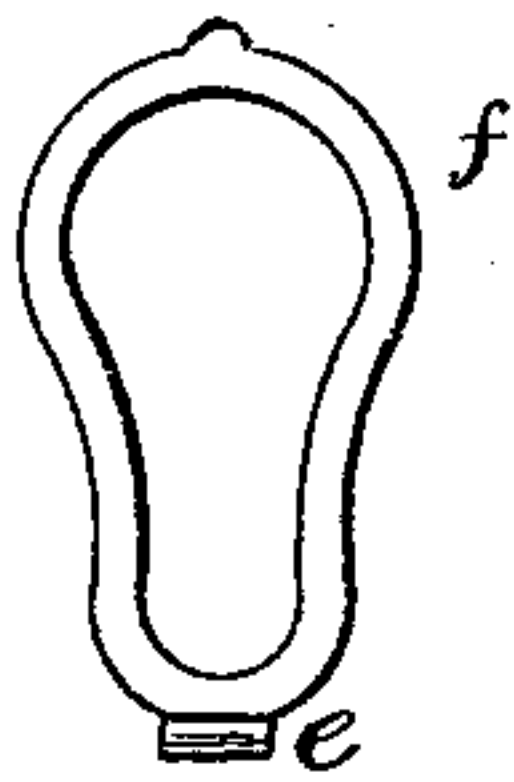


Fig 4.

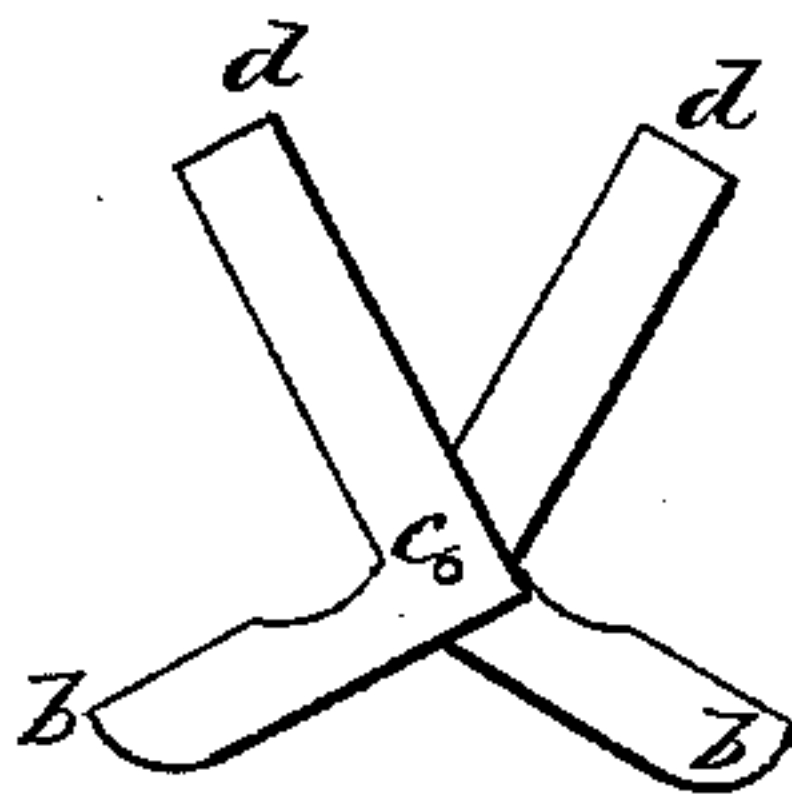


Fig 7.

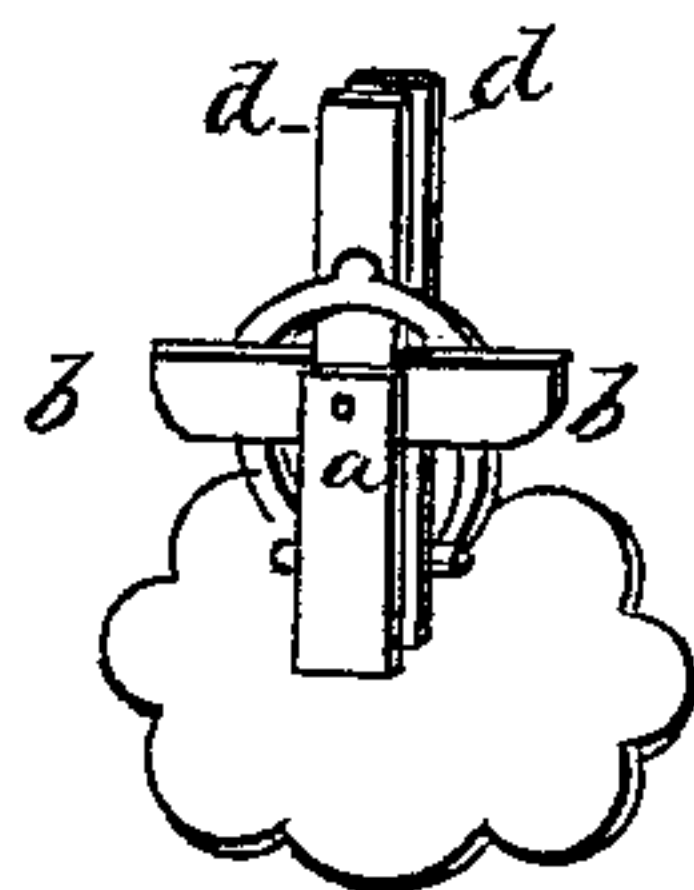
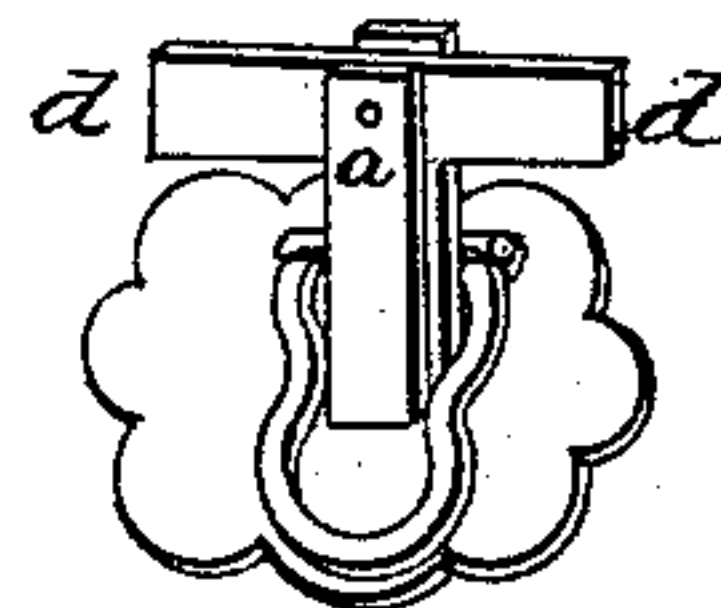
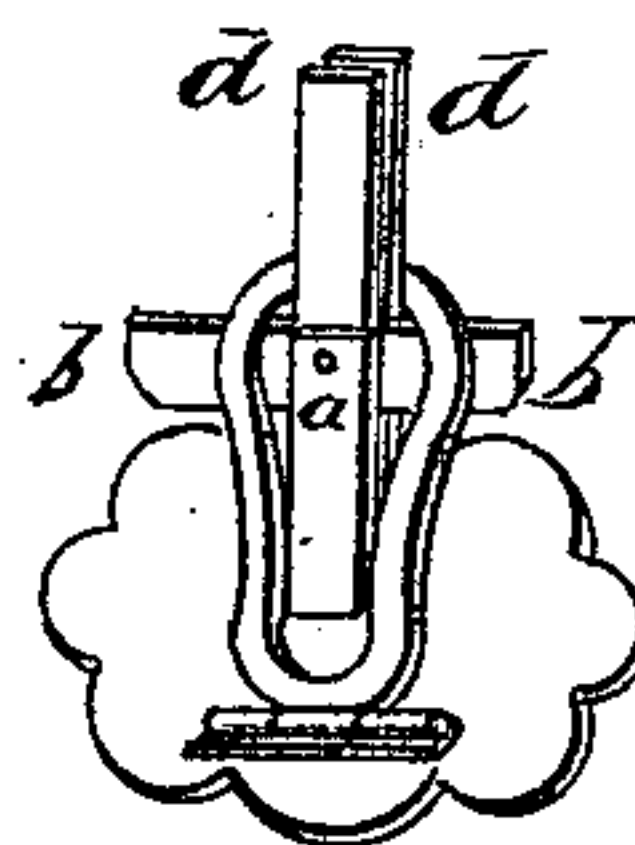


Fig 6.



Witnesses.
O. P. Richman
John C. Purkes

Inventor.
Philipp Sues.

UNITED STATES PATENT OFFICE.

PHILIPP SUES, OF PROVIDENCE, RHODE ISLAND.

IMPROVEMENT IN FASTENINGS FOR BUTTONS.

Specification forming part of Letters Patent No. 165,518, dated July 13, 1875; application filed January 26, 1874.

To all whom it may concern:

Be it known that I, PHILIPP SUES, of the city and county of Providence, and State of Rhode Island, have invented an Improvement in Fastening Buttons or Studs, of which the following is a specification:

My invention consists of the combination of a certain oblong latch or link, with both parts vertical and horizontal of the arms, the arms being shaped like the letter L, in such a manner that the said latch or link will firmly fasten and secure buttons or studs.

Figure 1 represents the under side of the button or stud, with the post and the joint-piece.

Fig. 2 represents the post or shank, which is made of two pieces of flat wire in a perpendicular position, the ends of which are fastened securely to the center of the under side of the button or stud, the space between being sufficient for the two L-shaped arms to move freely, as hereinafter described in Fig. 4.

Fig. 3 represents the arms, which are made of flat wire, in the shape of the letter L, for the purpose of allowing the vertical parts of the arms (represented by the letters *d d* in Fig. 6) to pass freely through the button-hole, and to enable the latch (hereinafter described in Fig. 5) to pass around and confine the horizontal parts *b b* of the arms, Fig. 6, into the post or shank.

Fig. 4 represents the combination of the two L-shaped arms, attached to the shank, Fig. 2, by means of a pin or pivot passing through both arms and shank, at letter *c* in the arms, and letter *a* in the shank or post.

Fig. 5 represents the latch or link, which is of oblong shape, being made of round wire, and fastened to the outer edge of the under side of the button or stud by means of a hinge.

Fig. 6 represents the button or stud in a completed condition, the vertical parts of the arms *d d* being inclosed in the latch or link, as represented in Fig. 5. Upon pressing the upper end *f* of the latch or link the latch is pressed upon the horizontal parts of the L-shaped arms *b b*, thereby forcing the horizon-

tal parts of said arms into a vertical position between the vertical post or shank, which forces the former vertical parts *d d* of the L-shaped arms into a horizontal position, at right angles with the upright post, thus forming a durable fastening, as shown in Fig. 7.

Fig. 7 represents the button or stud as fastened. To unfasten the button or stud, the face of the stud is lifted, and the latch is pressed down upon the arms *d d*, thus forcing the two L-shaped arms, which are confined in the vertical post or shank to their former horizontal position, and the button or stud is unfastened, as shown in Fig. 6.

The operation of the L-shaped arms, Fig. 4, in combination with the latch, Fig. 5, is as follows: Take the button or stud in a position to be inserted, as shown in Fig. 6. The vertical parts of the L-shaped arms, marked *d d*, are placed in the button-hole, the latch, Fig. 5, being pressed down, passed on both sides of the shank to the under side of the button or stud, causing the vertical parts of each of the L-shaped arms to turn, one to the right and the other to the left side of the shank, Fig. 2, and assume horizontal positions, at the same time the former horizontal parts of said L-shaped arms *e e* turning in a vertical direction, and confined by the latch in the mortised shank, Fig. 2. By this operation the shirt-front, or other article into which the button or stud may be fastened, comes between the two vertical arms *d d*, being now in horizontal position, and between the latch and the horizontal parts of the L-shaped arms.

I do not claim as my invention any single figure or shape described in the above specification.

What I claim as my invention, and desire to secure by Letters Patent, is—

The latch or link, in combination with the L-shaped arms and upright post or shank, the whole constructed and arranged substantially as described, for the purposes specified.

PHILIPP SUES.

Witnesses:

CHARLES BRADLEY,
CHARLES STAPLES.