

J. L. ROBERTS.

Stove.

No. 165,508.

Patented July 13, 1875.

Fig. 1

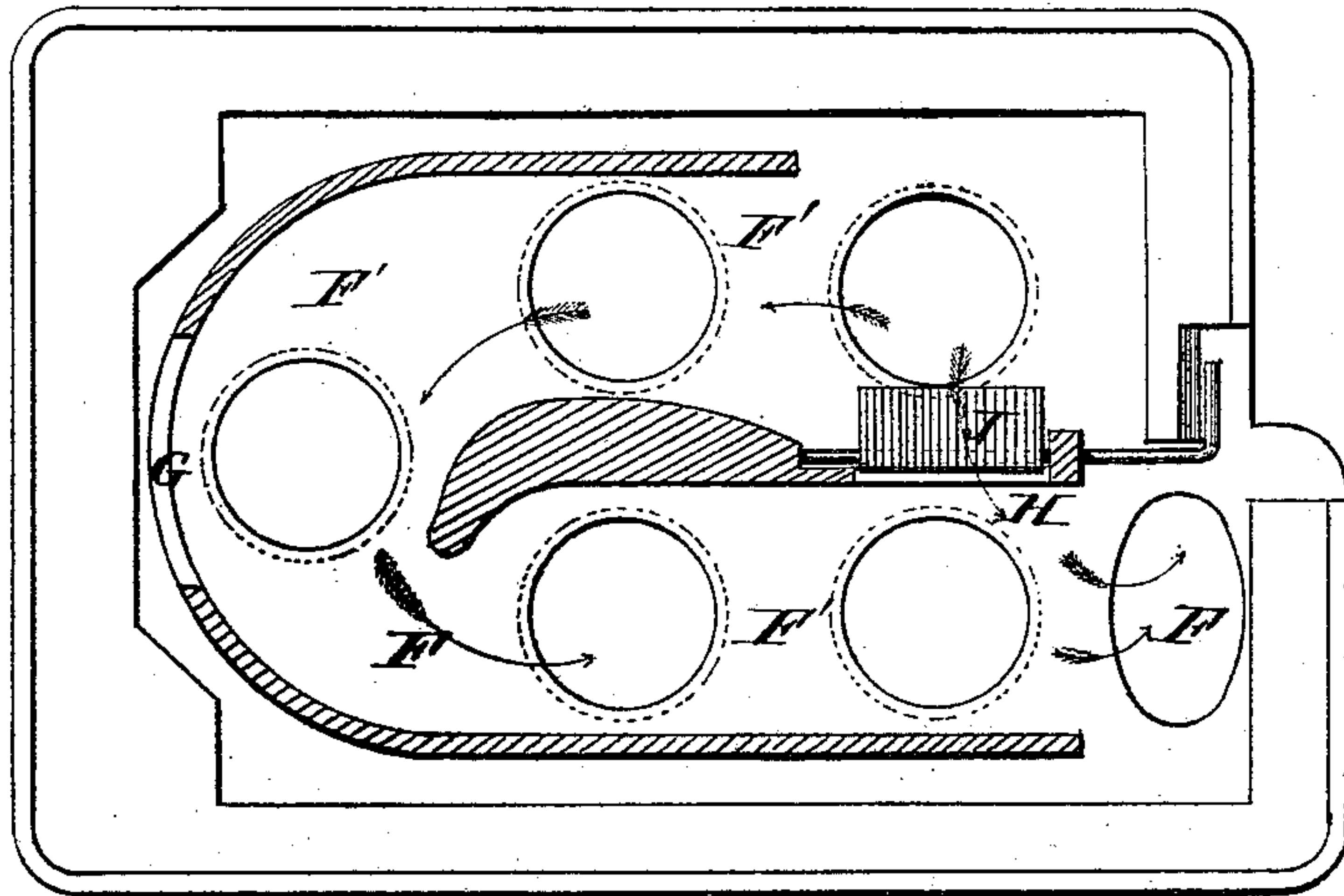


Fig. 4.

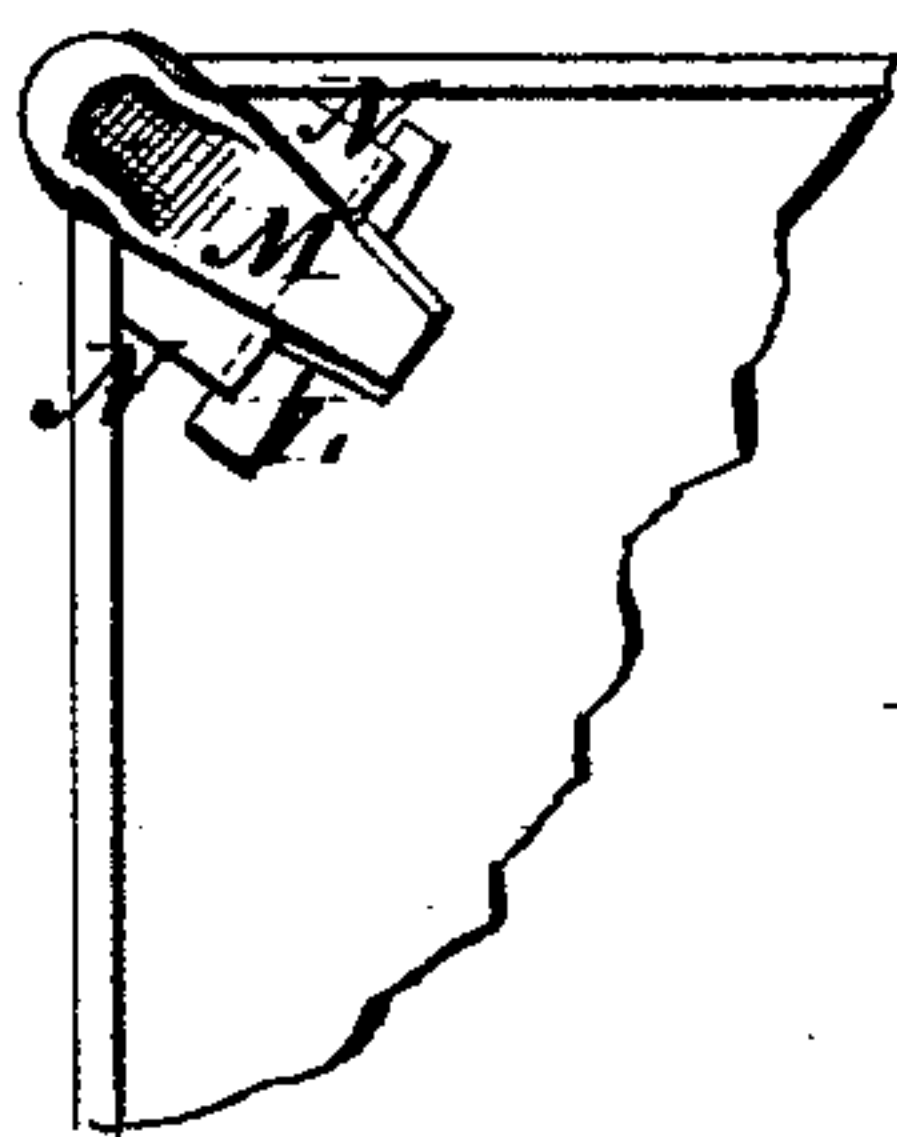


Fig. 2.

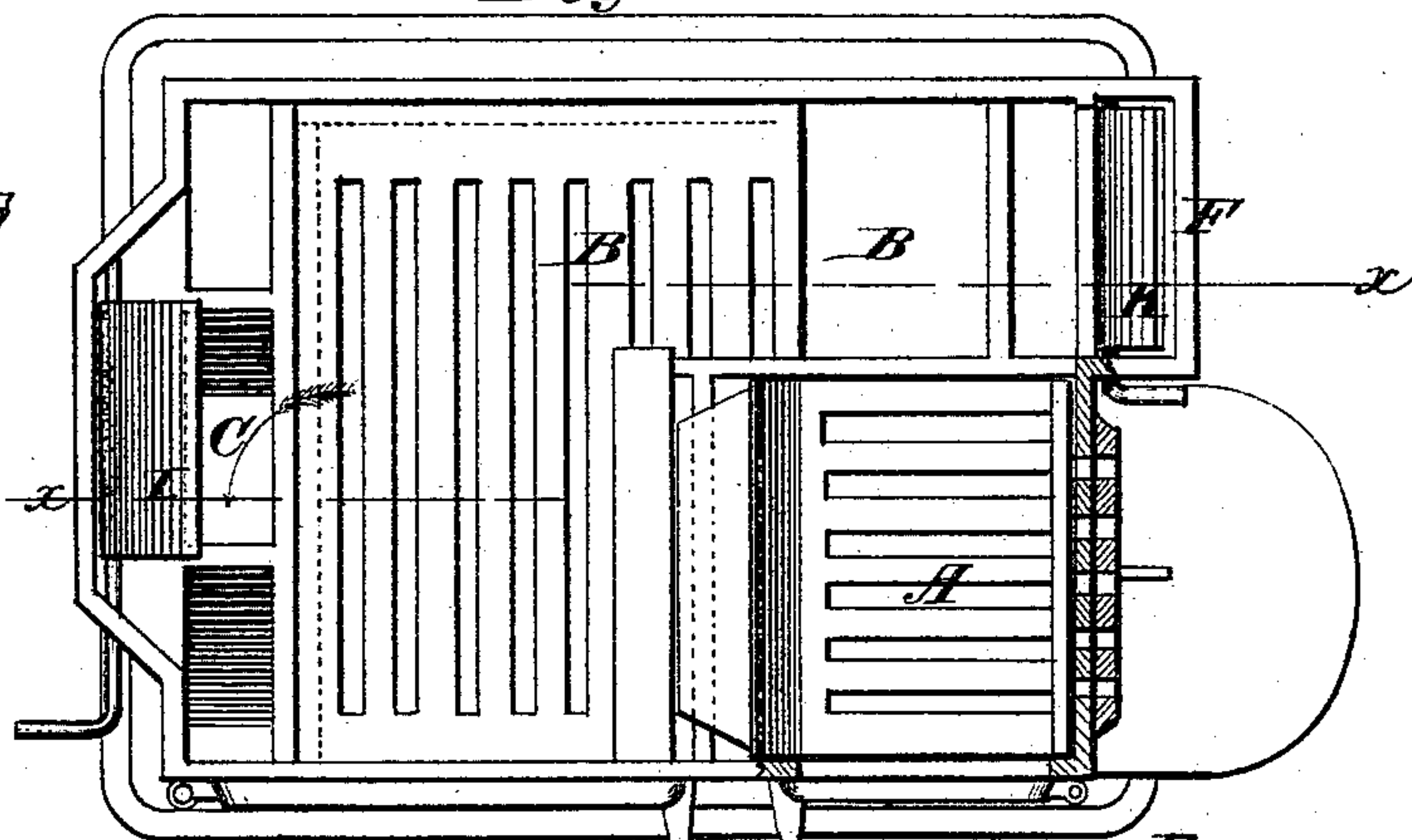
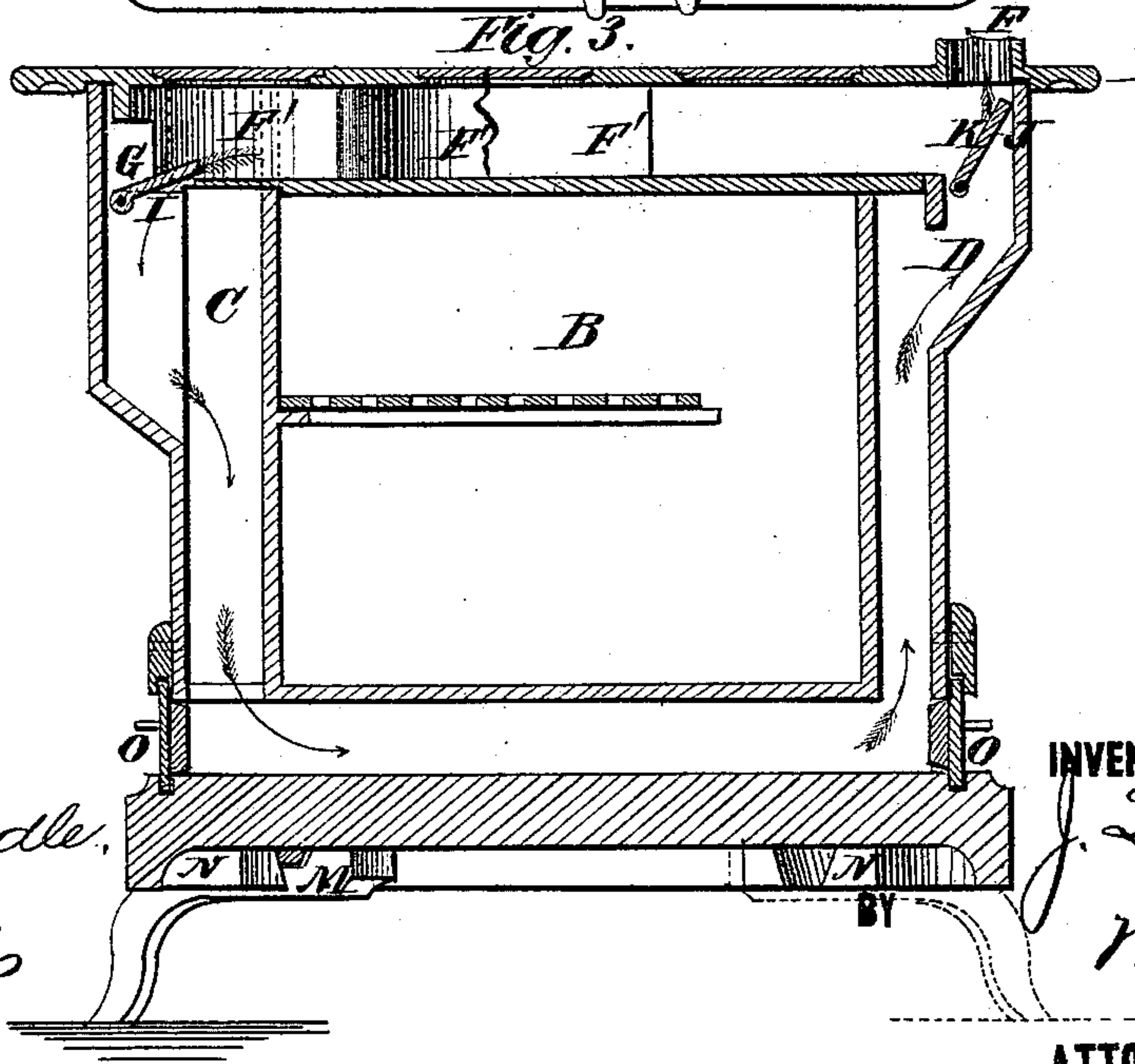


Fig. 3.



WITNESSES:

F. M. Ardle,
A. F. Terry

INVENTOR:

J. L. Roberts

mmu
ATTORNEYS.

UNITED STATES PATENT OFFICE.

JAMES L. ROBARTS, OF BRUNSWICK, GEORGIA.

IMPROVEMENT IN STOVES.

Specification forming part of Letters Patent No. **165,508**, dated July 13, 1875; application filed May 8, 1875.

To all whom it may concern:

Be it known that I, JAMES L. ROBARTS, of Brunswick, county of Glynn and State of Georgia, have invented a new and Improved Stove, of which the following is a specification:

My invention consists of a flue on the under side of the top plate of the stove, for carrying the heat around directly under the pots in a continuous stream, so as to heat them more, and quicker, and the other parts of the stove less, than with the common arrangement. It also consists of two openings in the bottom of the stove, making a passage directly through it, for cleaning out the soot from time to time better than can be done with the common arrangement of only one.

Figure 1 is a horizontal section of my improved stove, taken directly under the top plate, and representing it inverted. Fig. 2 is a plan of the stove, with a top plate removed and a portion of the fire-box inverted. Fig. 3 is a sectional elevation of the stove, taken on the line *x x*; and Fig. 4 is a portion of the bottom in plan view, showing the manner of locking the legs.

Similar letters of reference indicate corresponding parts.

A is the fire-box; B, the oven; C, a diving-flue going down under the oven at the back; D, the ascending flue from the bottom of the oven to the smoke-pipe F. F' is the passage formed on the under side of the top plate, to carry the heat in a stream along directly under the portion of the plate having the pot-holes, to effect a more direct application of the heat to the pots than is obtained when the heat

passes over the oven-top in the ordinary way. G is an opening through the passage at the back end into the descending flue, to cause the heat to pass under the oven when desired. H is a passage through the front portion of the partition in the flue F, to be opened when it is desired to let the heat escape directly to the smoke-pipe, in which case only the pot directly over the fire will be heated. I is the damper in passage G. J is the damper in passage H, and K is a damper in the passage D, which may be adjusted midway between its extreme positions, to cause part of the heat to escape direct, and part to go round the oven. This passage is of U shape, with one member beginning at the fire, while the other terminates at the smoke-pipe, and the bottom having the opening G is at the back of the stove, thus making a double passage along the double line of pot-holes. L represents a key driven in a groove in the top M of the leg behind the cleats N, to lock the leg in place. O represents the two openings on opposite sides of the stove at the bottom, to facilitate the cleaning out of the bottom.

Having thus described my invention, I claim as new and desire to secure by Letters Patent—

The U-shaped flue F', from the fire-box to the back of the stove, and thence to the front, having the passages G and H, with dampers, substantially as specified.

JAMES LAW ROBARTS.

Witnesses:

C. P. GOODYEAR,
F. MCCARTHY.