

F. E. WHITNEY.
Paper-Weights.

No. 165,465.

Patented July 13, 1875.

Fig. 1.

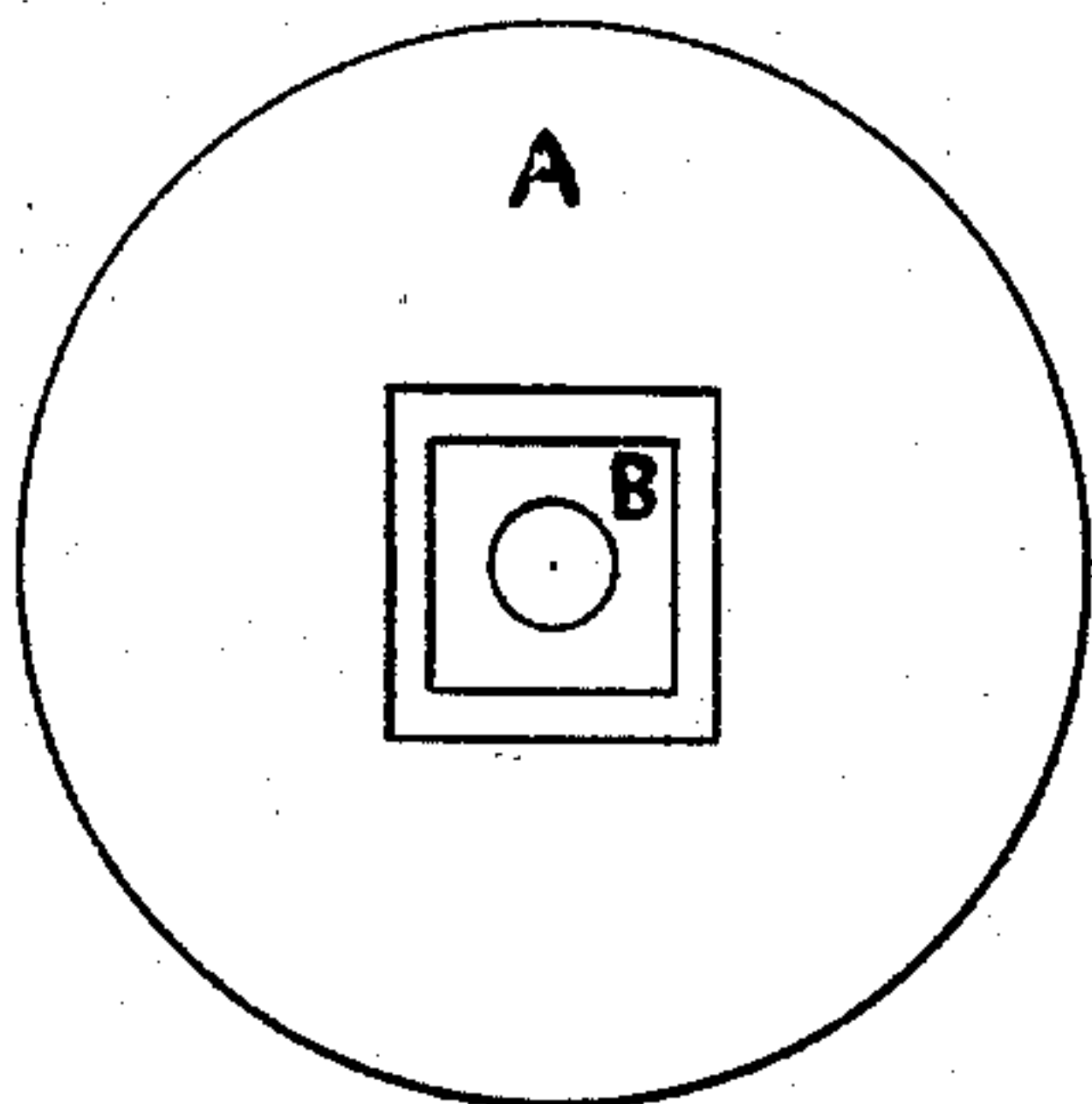


Fig. 2.

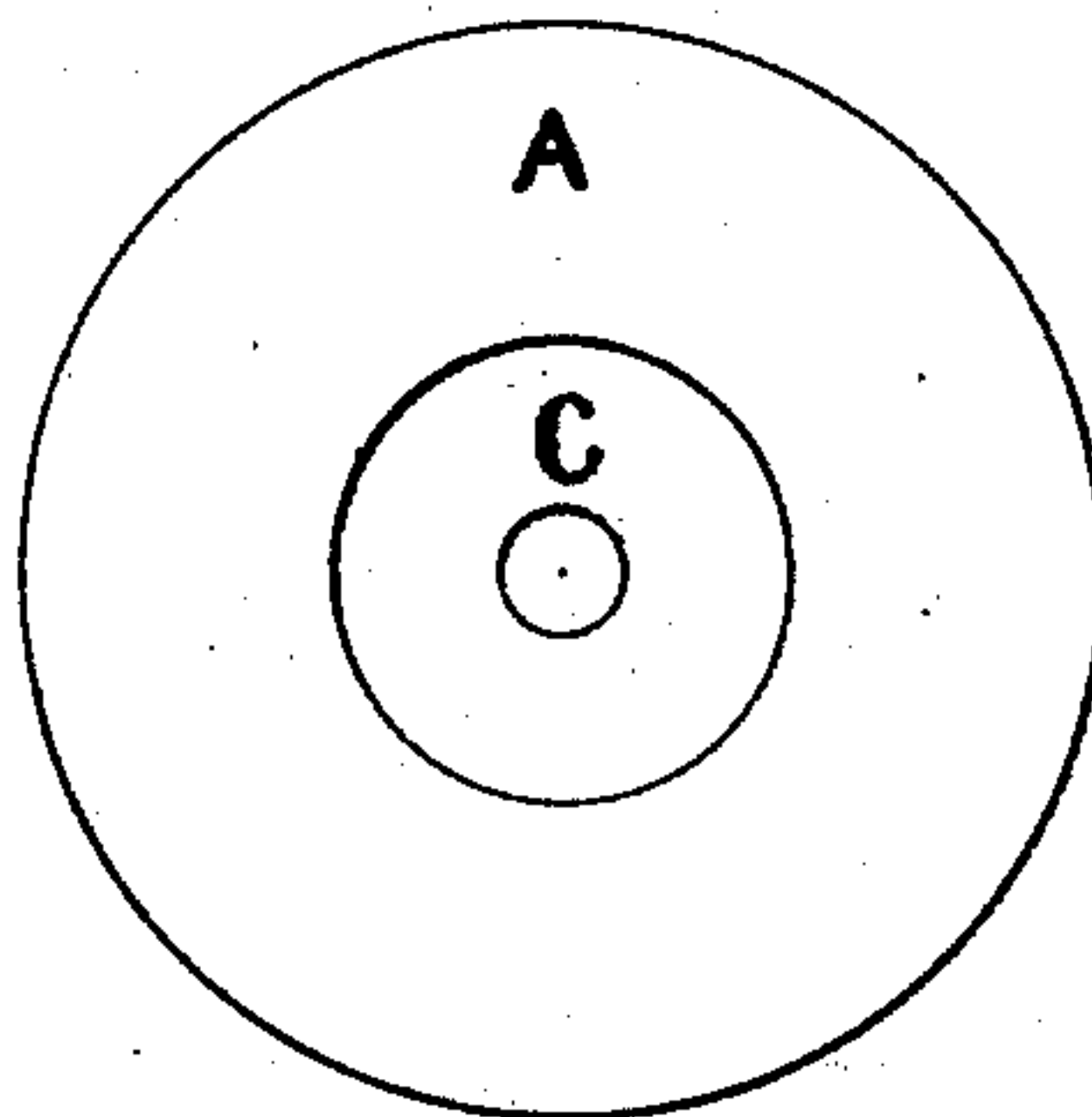


Fig. 3.

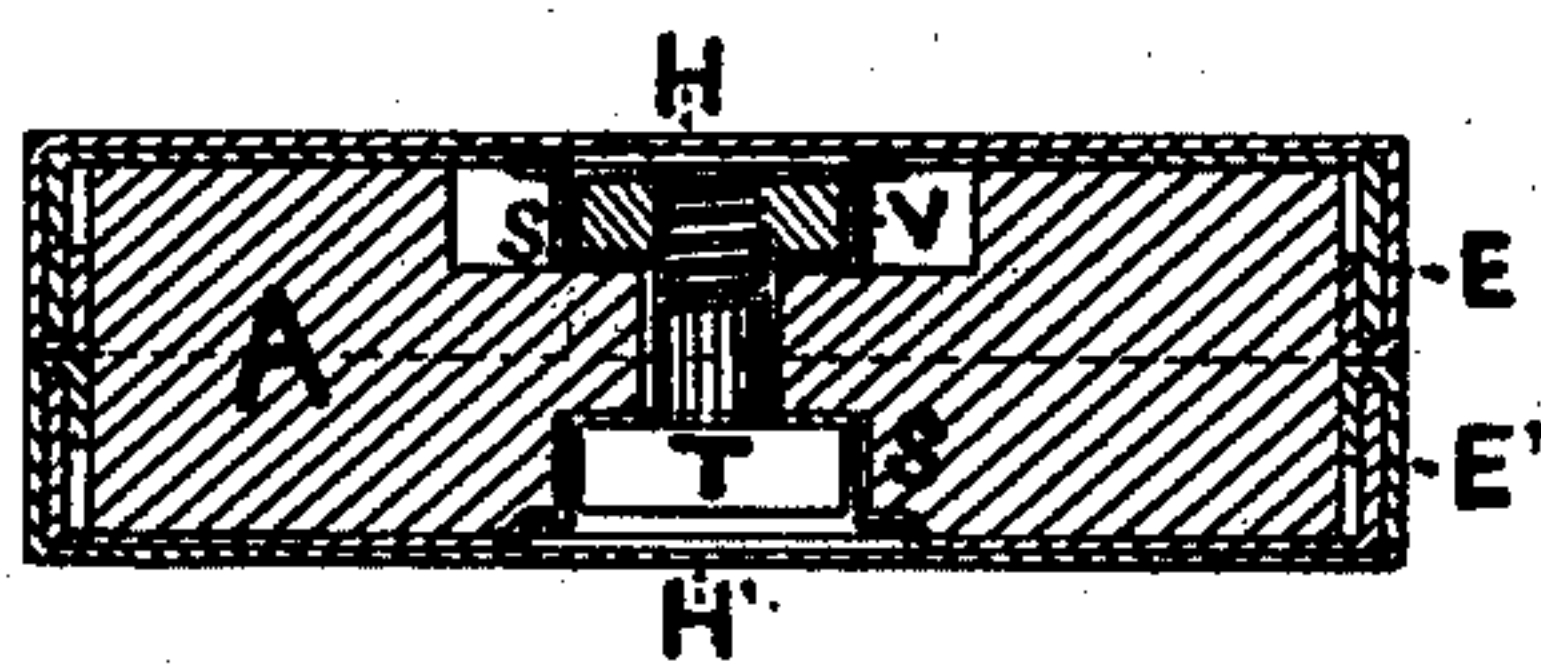


Fig. 4.

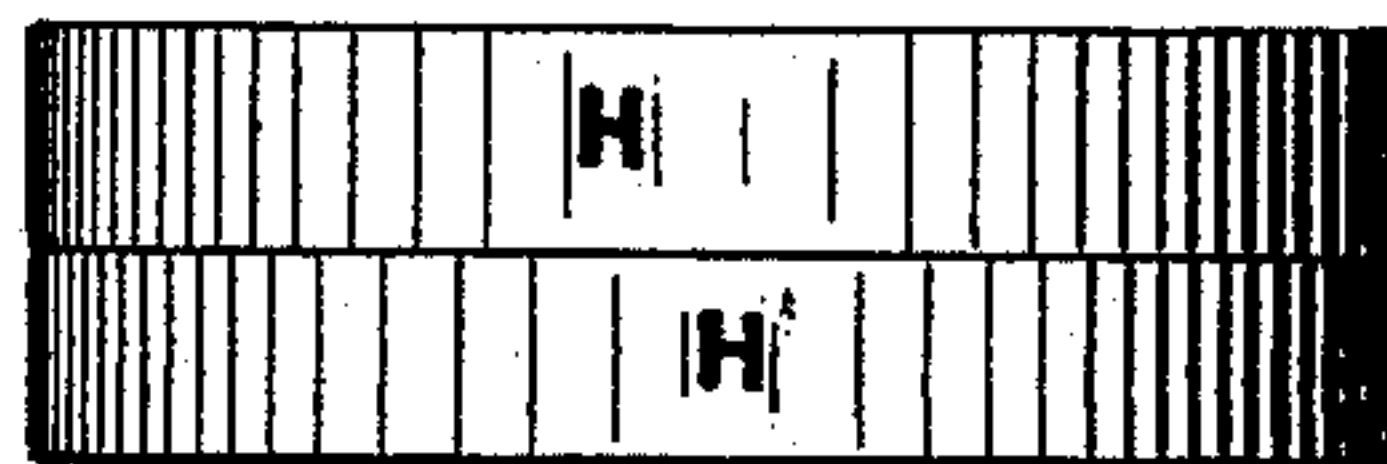



Fig. 5.



WITNESSES.

H. S. Talbot
Edward Edmunds

INVENTOR.

Frank E. Whitney
Per Sylvester Walker
Atty.

UNITED STATES PATENT OFFICE.

FRANK E. WHITNEY, OF CAMBRIDGEPORT, MASSACHUSETTS.

IMPROVEMENT IN PAPER-WEIGHTS.

Specification forming part of Letters Patent No. **165,465**, dated July 13, 1875; application filed January 18, 1875.

To all whom it may concern :

Be it known that I, FRANK E. WHITNEY, of Cambridgeport, in the county of Middlesex and State of Massachusetts, have invented certain new and useful Improvements in Paper-Weights, of which the following is a specification:

The object of my invention is to provide a cheap, simple, and durable means of securing a cloth covering to a lead paper-weight, so as to cover its entire surface in such manner as to preclude the edges of such covering being loosened or torn, or separated from the body of the weight, as such coverings are liable to when secured together at their edges by stitching, as heretofore; and it consists in the means substantially as hereinafter described.

Figure 1 is a plan of one side of core. Fig. 2 is a similar view of reverse side. Fig. 3 is a vertical section of whole weight. Fig. 4 is an edge plan of the same. Fig. 5 is section of one cap removed.

A is cylindrical block of lead, or iron, having a square opening or cavity, B, at its center in one side, with a small hole extending through its center and communicating with a circular opening or cavity, C, upon its opposite side, as shown in Fig. 2, the square opening being shown in Fig. 1. E E' are two tin or sheet metal circular caps, their interior diameter being somewhat larger than the exterior diameter of the lead weight or core A, there being a trifle more space intervening between the caps E E' and the lead core A, when placed each side of and inclosing the same within the caps E E', as to admit the edges of the cloth coverings H H', which are placed on the outside of the caps E E', and then turned up around the sides of the caps over their edges, then returned down a short distance upon the interior sides of the same and

secured thereto with glue; the depth or width of such sides being about one-half the thickness of the lead core A so as to meet together, as shown in Fig. 4, when placed in position each side, thus entirely inclosing the lead core A. These caps, E E', are provided each with a square metal or tin socket, s, projecting inwardly from their centers, one being provided with a square-headed screw-bolt, t, and the other with a square nut, v, fitting such threaded screw-bolt t. One of the square tin sockets s fits into the square cavity B, while the other square socket s' is received into the circular cavity C upon the opposite side of the lead weight A. Now, if the two caps E E' be placed each side of the core or weight A, the screw-bolt t passing through its center enters the nut v secured to the opposite cap E, when, if the caps E E' be revolved in the proper directions, they will be drawn together by the screw-bolt and nut, thus bringing their edges together, completely inclosing the lead weight A, thus securing the cloth H, or other covering material, over the caps and weight in a very cheap, quick, and durable manner.

Having thus described my invention, what I claim is—

As a new article of manufacture, the paper-weight consisting of the core or weight A, having cavities B C, said core A being inclosed within two thin metal caps, E E', such caps being secured together by an interior screw-bolt, t, and nut v, and provided with coverings H H', which entirely surround and inclose all of the former, substantially as described, as and for the purposes specified.

FRANK E. WHITNEY.

Witnesses:

SYLVENUS WALKER,
H. S. TALBOT.