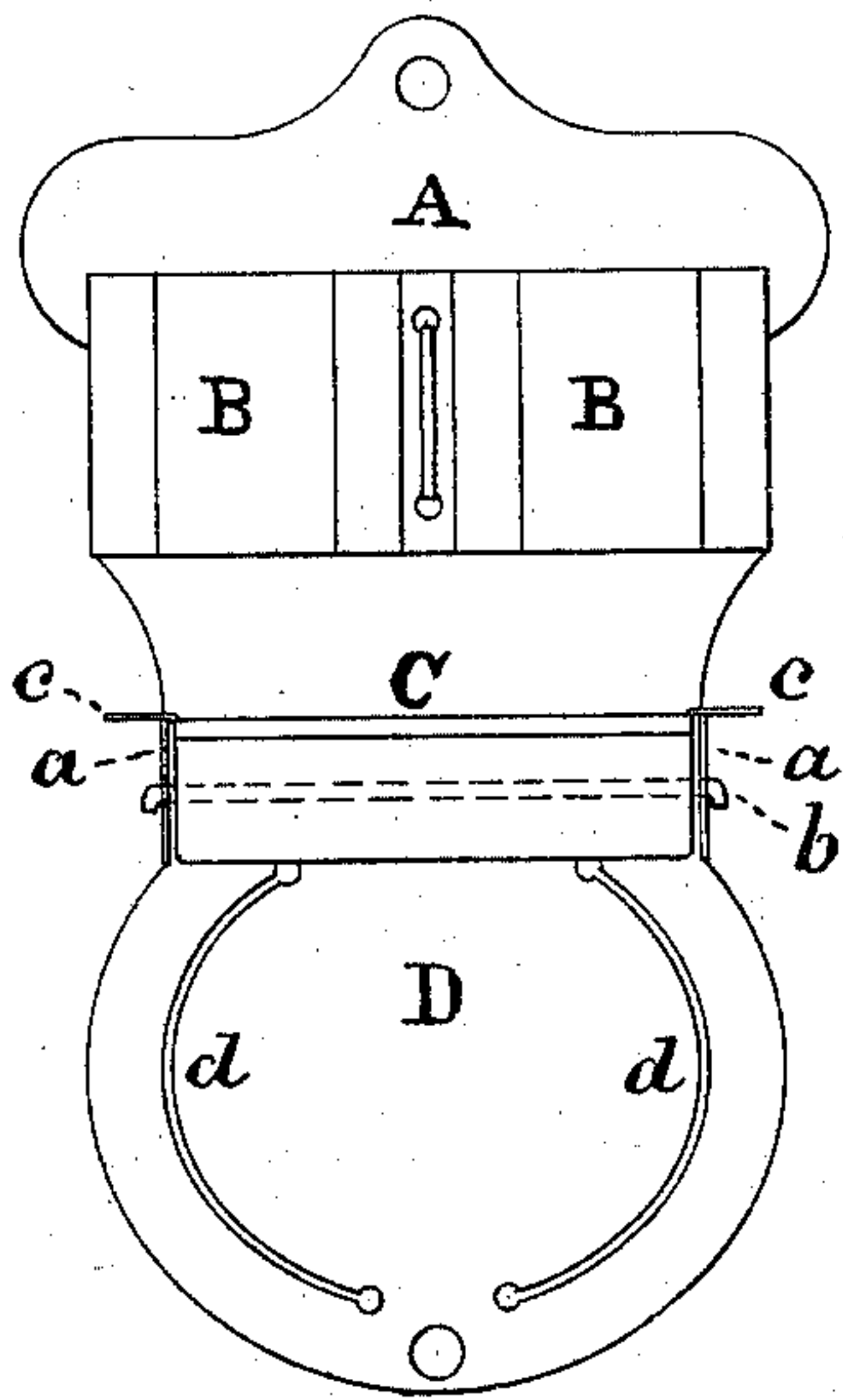


O. H. HICKS.
Match-Box.

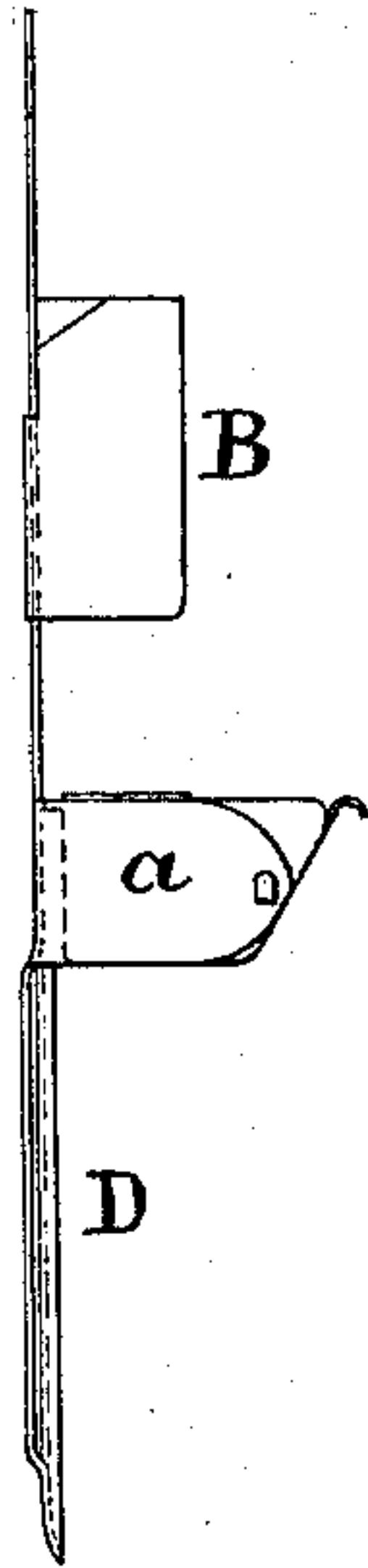
No. 165,329.

Patented July 6, 1875.

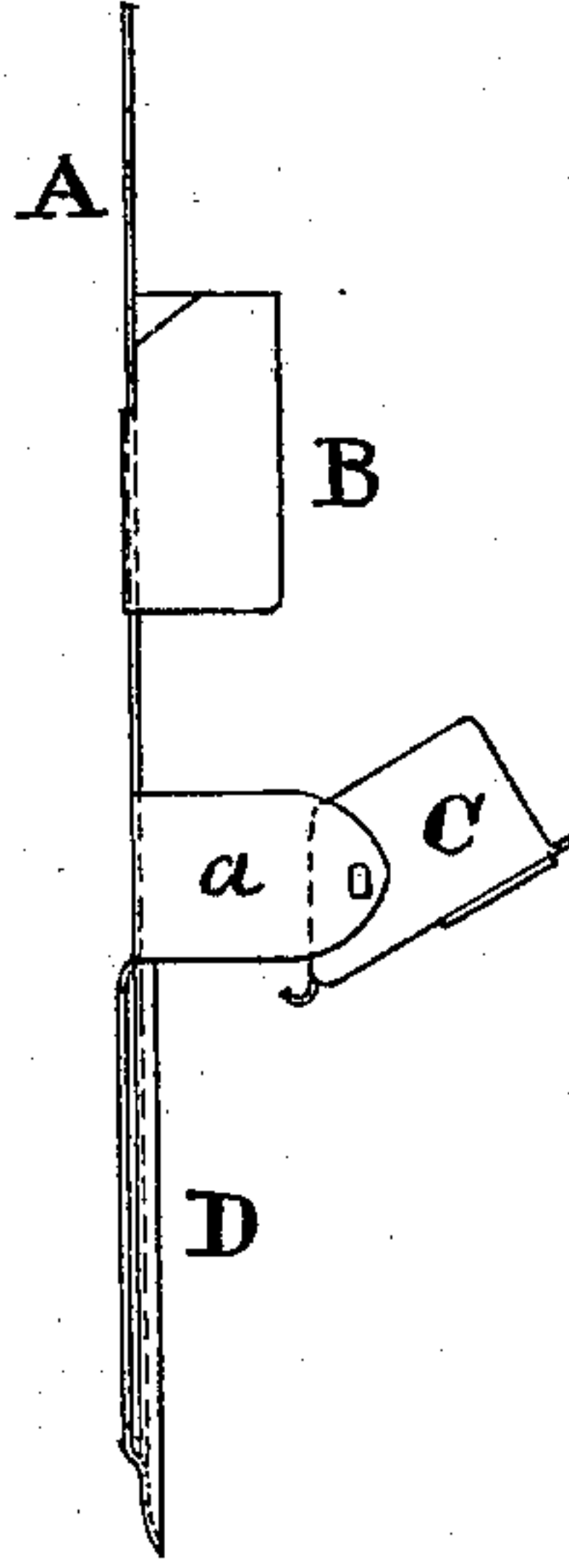
— FIG. I —



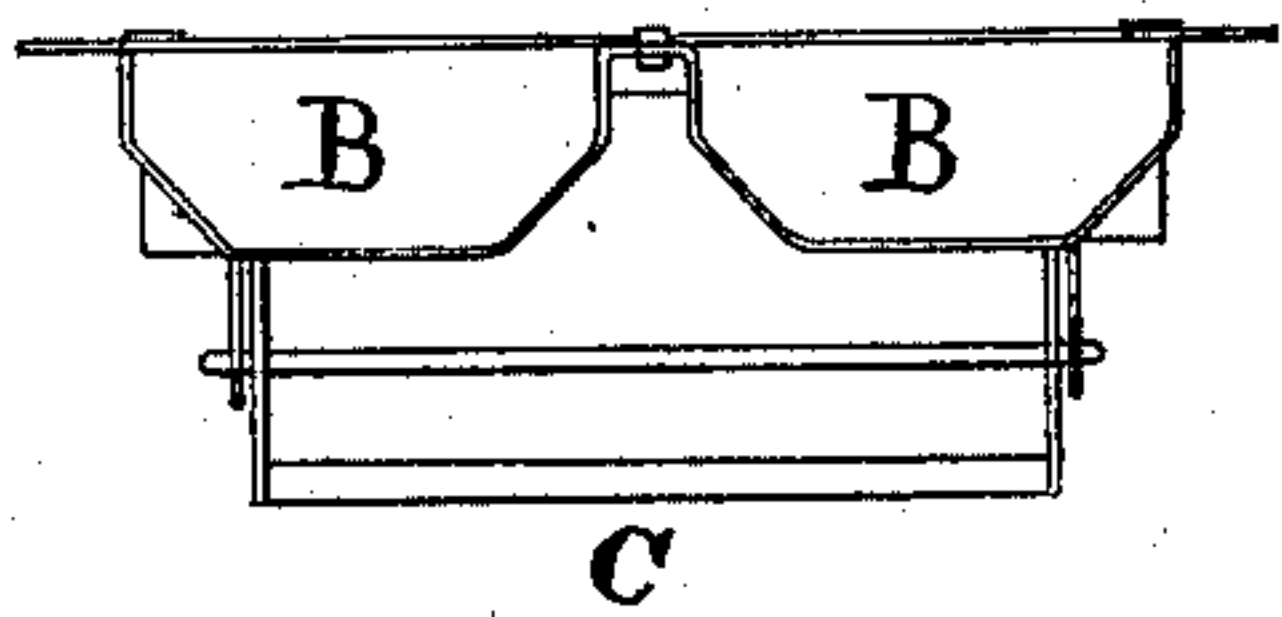
— FIG. II —



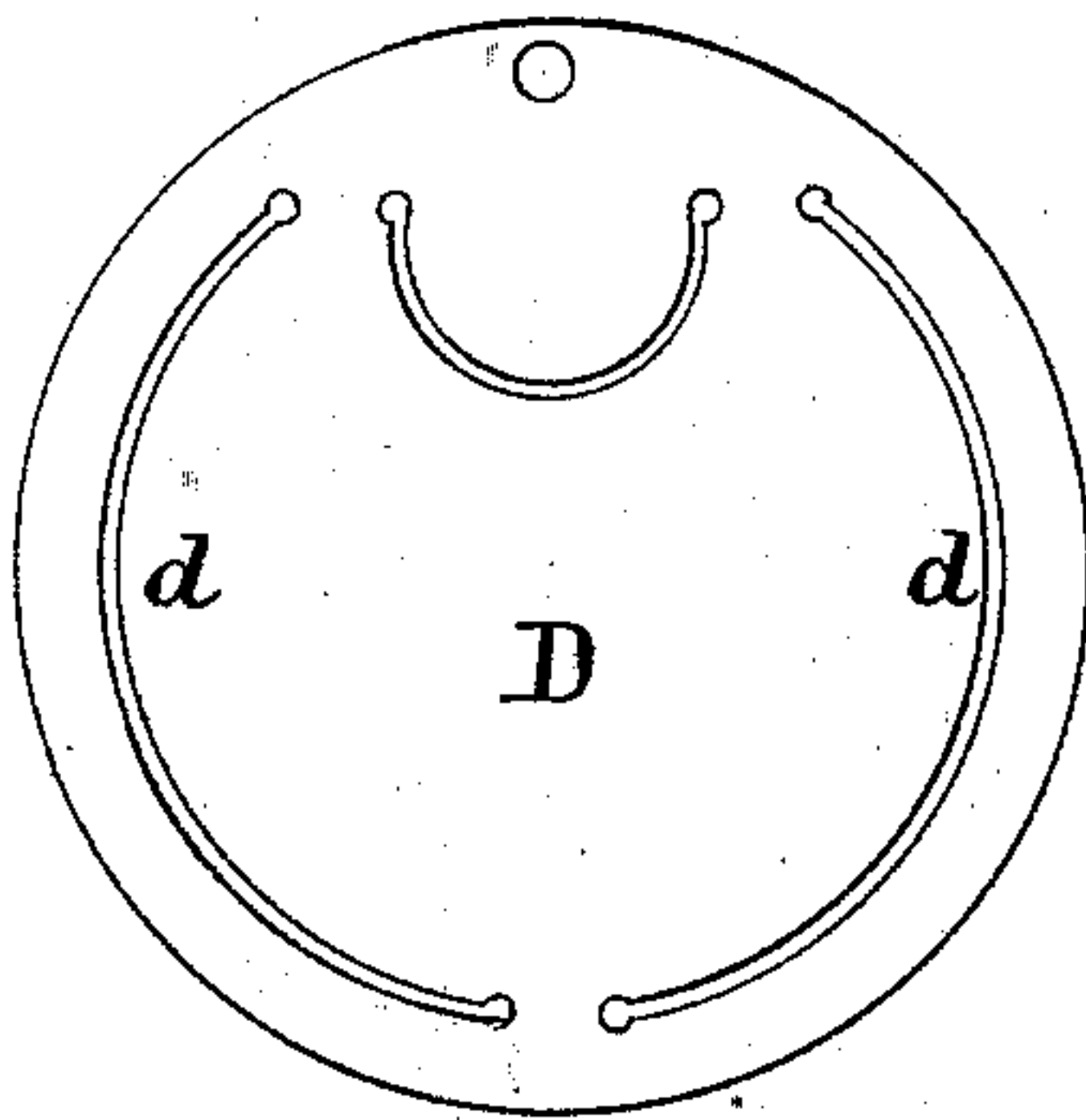
— FIG. III —



— FIG. IV —



— FIG. V — FIG. VI



— WITNESSES —

H. A. Daniels
J. Charles Scott

— INVENTOR —

Oliver Hewlett Hicks,
by W. H. W. J. Howard,
Attorneys.

UNITED STATES PATENT OFFICE.

OLIVER HEWLETT HICKS, OF BALTIMORE, MARYLAND.

IMPROVEMENT IN MATCH-BOXES.

Specification forming part of Letters Patent No. **165,329**, dated July 6, 1875; application filed June 5, 1875.

To all whom it may concern:

Be it known that I, OLIVER H. HICKS, of the city of Baltimore and State of Maryland, have invented certain new and useful Improvements in Match-Boxes, of which the following is a specification; and I do hereby declare that in the same is contained a full, clear, and exact description of my said invention, reference being had to the accompanying drawing and to the letters of reference marked thereon.

My invention relates to a tray for the reception of the stubs or portions of the matches remaining after being struck, which is pivoted to projections on the back plate of the match-box, or to other portions thereof, in such manner as to allow of its being inverted for the purpose of removing the stubs collected therein.

In the further description of my invention which follows due reference must be had to the accompanying drawing forming a part of this specification, and in which—

Figure 1 is a front view of my improved match-box, and Figs. 2 and 3 edge views of the same. Fig. 4 is a plan of the invention, and Figs. 5 and 6 respectively front and edge views of a detached portion of the same.

Similar letters of reference indicate similar parts in all the figures.

A is the back plate of the match-box, and B B the pockets or receptacle for the matches. C is the tray in which the stubs are placed. The tray is pivoted to the projections *a*, the means of connection being the pin *b*. The tray is provided with the lugs *c*, by means of which it is inverted. In the drawing the tray is shown as pivoted near to the outer edge thereof, in

order to throw the said tray sufficiently far forward, or from the back plate to enable the hand to be placed underneath the tray, to receive the stubs as they are emptied therefrom.

I do not, however, desire to be limited to any particular position of the pivot or pin *b* with reference to the parts to which it is connected, as it may be varied to suit match-boxes of various kinds.

D is the striking-plate, formed of an extension of the back plate, or of a separate piece of material, and attached thereto. Figs. 5 and 6 show the striking-plate as adapted to be attached to the back plate by means of a screw or rivet. The striking-plate is furnished with slots *d*, through which the emery or sand paper is inserted, portions of the plate being depressed for the purpose.

The emery-paper, when attached to the striking-plate as described, may be easily removed when worn out, and another piece substituted therefor.

Having thus described my invention, what I claim as new, and desire to secure by Letters Patent of the United States, is—

A match-box, provided with the tray C, having the lugs *c c* and capable of being inverted for the purpose of emptying its contents, substantially as set forth.

In testimony whereof I have hereunto subscribed my name this 31st day of May, in the year of our Lord, 1875.

OLIVER HEWLETT HICKS.

Witnesses:

THOMAS A. LOCKWOOD,
JNO. S. MADDOX.