

O. C. WHITE.
Head-Rest.

No. 165,286.

Patented July 6, 1875.

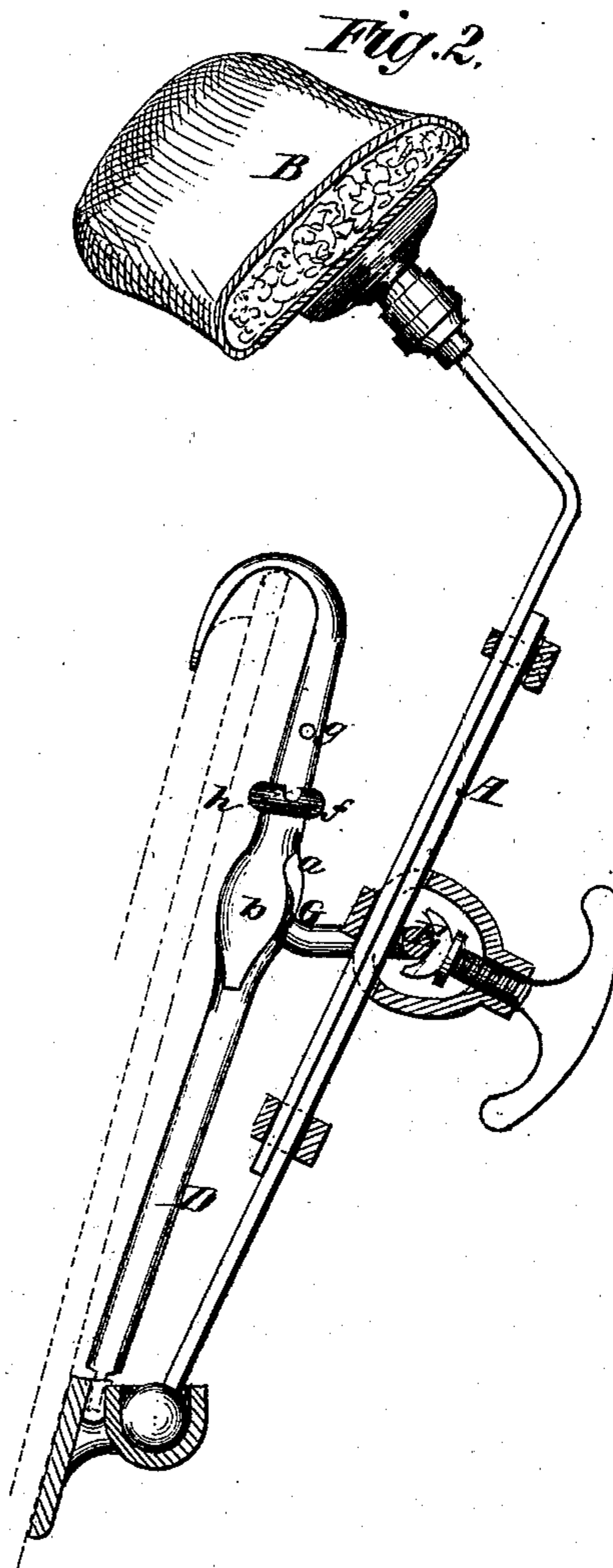
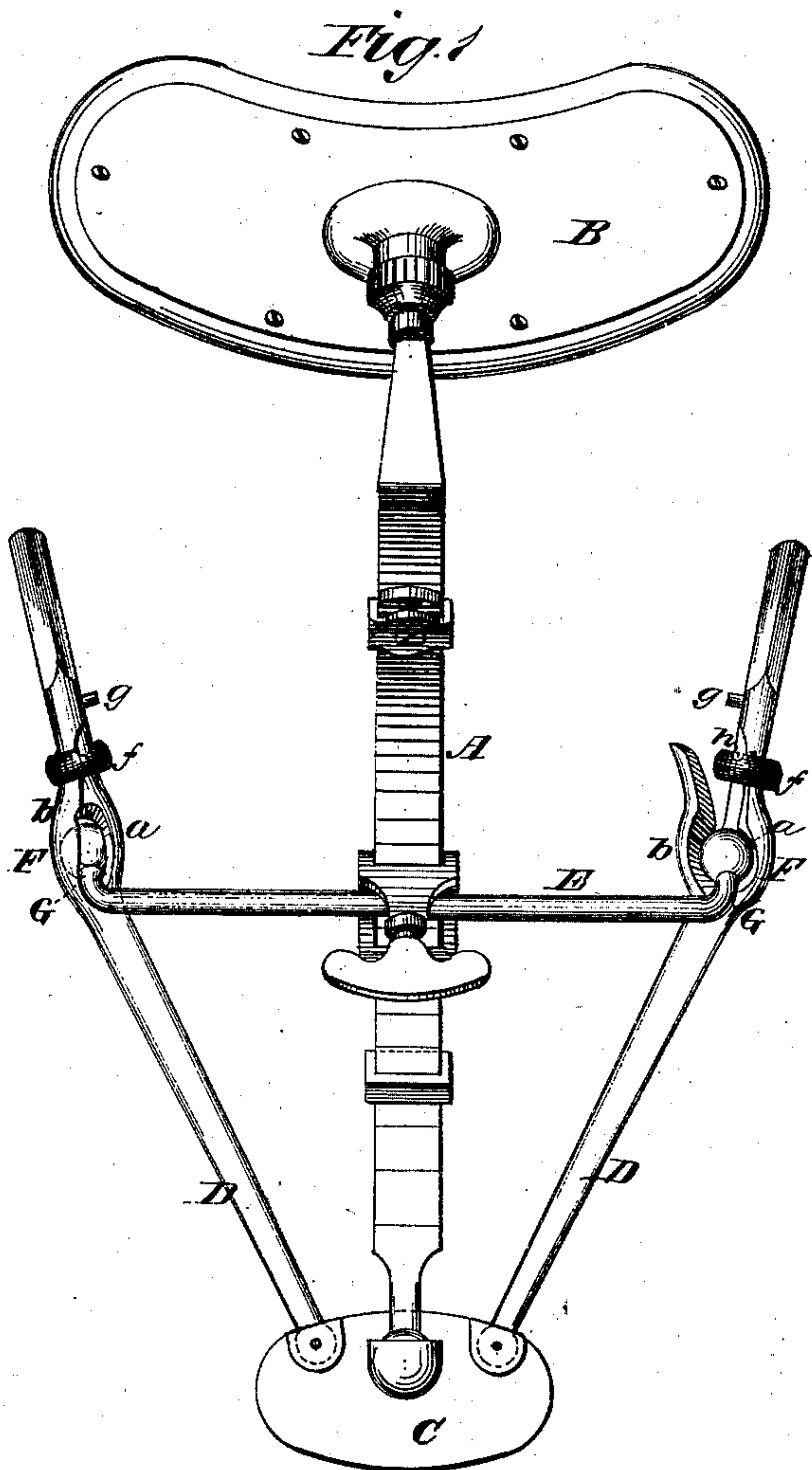
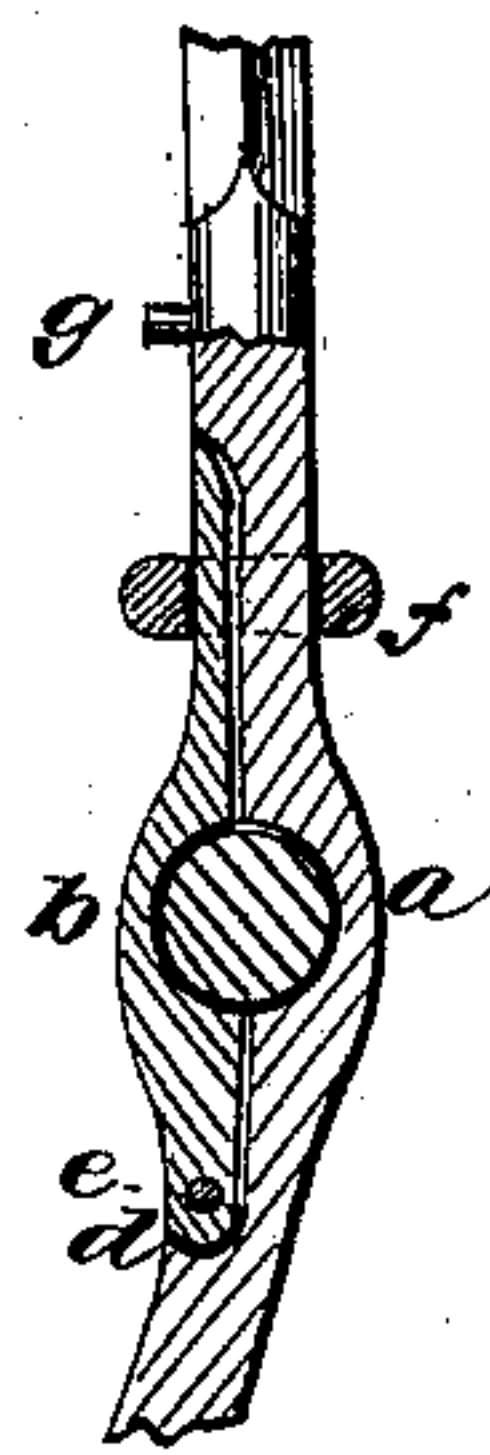


Fig. 3



WITNESSES:

Francis McArdle,
A. J. Terry

INVENTOR:

O. C. White.

BY

minn
ATTORNEYS.

UNITED STATES PATENT OFFICE.

OTIS C. WHITE, OF HOPKINTON, MASSACHUSETTS.

IMPROVEMENT IN HEAD-RESTS.

Specification forming part of Letters Patent No. **165,286**, dated July 6, 1875; application filed May 22, 1875.

To all whom it may concern:

Be it known that I, OTIS C. WHITE, of Hopkinton, in the county of Middlesex and State of Massachusetts, have invented a new and Improved Head-Rest for Chairs, &c., of which the following is a specification:

The invention will first be described in connection with drawing, and then pointed out in claims.

Figure 1 is a rear elevation of my improved rest. Fig. 2 is a vertical sectional elevation, and Fig. 3 is a detail section, of the joint.

Similar letters of reference indicate corresponding parts.

A is the extensible rod, holding the cushion B on the upper end, and stepped at the lower end in a socket of the plate C, to which the attaching-rods D are jointed for connecting the rod to the seat-back, and for staying or supporting the upper part of rod A by the yoke E. This yoke I now propose to connect with the rods D by ball-and-socket joints F, the balls being on the ends of the yoke, and the sockets in the rods D, and in order that the yoke may swing up close to the seat-back, to carry the cushion forward when wanted without obstruction by these joints, I make the crook G in the rod adjacent to each ball, to hold the yoke upright, while the portions of the rod entering the openings of the sockets extend out horizontally, or nearly so, from the

sockets. To make these sockets cheaply, I contrive the pattern for the rod so as to cast them in two parts, *a b*, having chambers to form the sockets, and so as to hinge the part *a* to the other part by boring them both together at *d*, and inserting the pin *e*; and for fastening the free end of part *b* to part *a* I employ a ring, *f*, to slide on and off of part *b*, making the parts a little tapering, and fitting the ring, so that it will pass down on and bind the parts snugly on the ball, and hold it firm and tight. Above the ring I arrange a stop-pin, *g*, to prevent it from rising off of part *b*, except when the notch *h* is rightly adjusted for it.

Having thus described my invention, I claim as new and desire to secure by Letters Patent—

1. The combination of an end-balled yoke, E, crooked at G G, with rods D D, having socket F, as and for the purpose described.

2. The combination, with a sliding ring, *f*, of grooved pieces *a b*, the latter hinged to the former, as and for the purpose set forth.

3. The slide-ring *f*, notched at *h*, in combination with rods D, having stud *g*, as and for the purpose specified.

OTIS C. WHITE.

Witnesses:

L. H. WAKEFIELD,
G. L. HEMENWAY.