

P. C. DOCKSTADER.
Device for Raising and Lowering Cattle Racks on
Platform-Scales.

No. 165,217.

Patented July 6, 1875.

Fig. 1

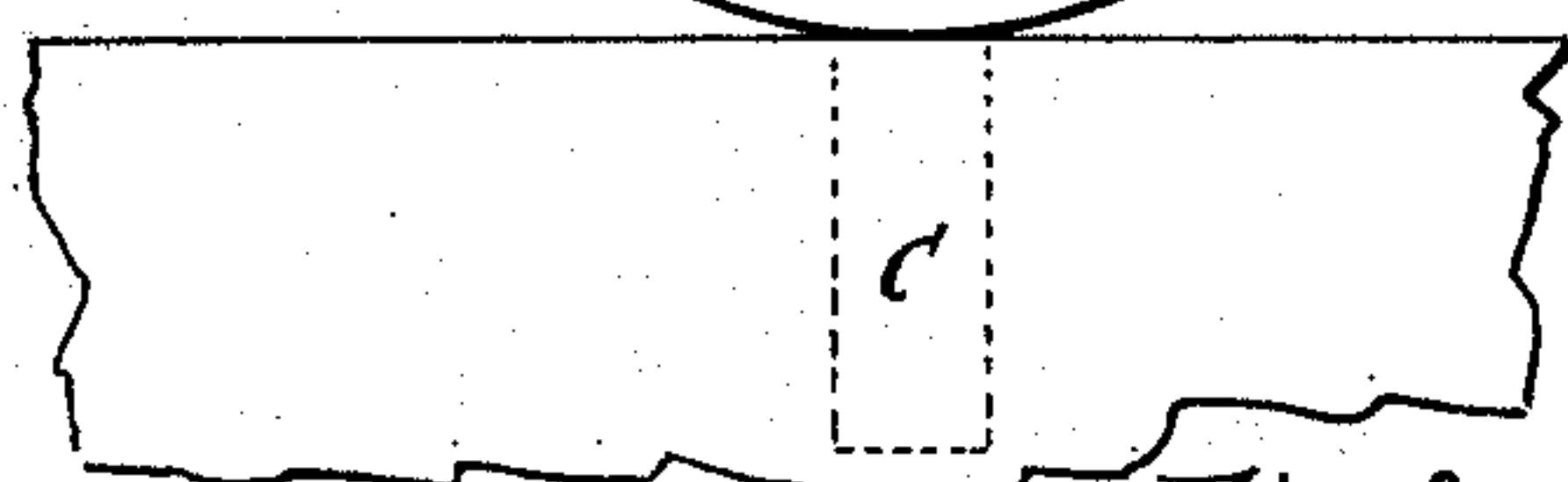
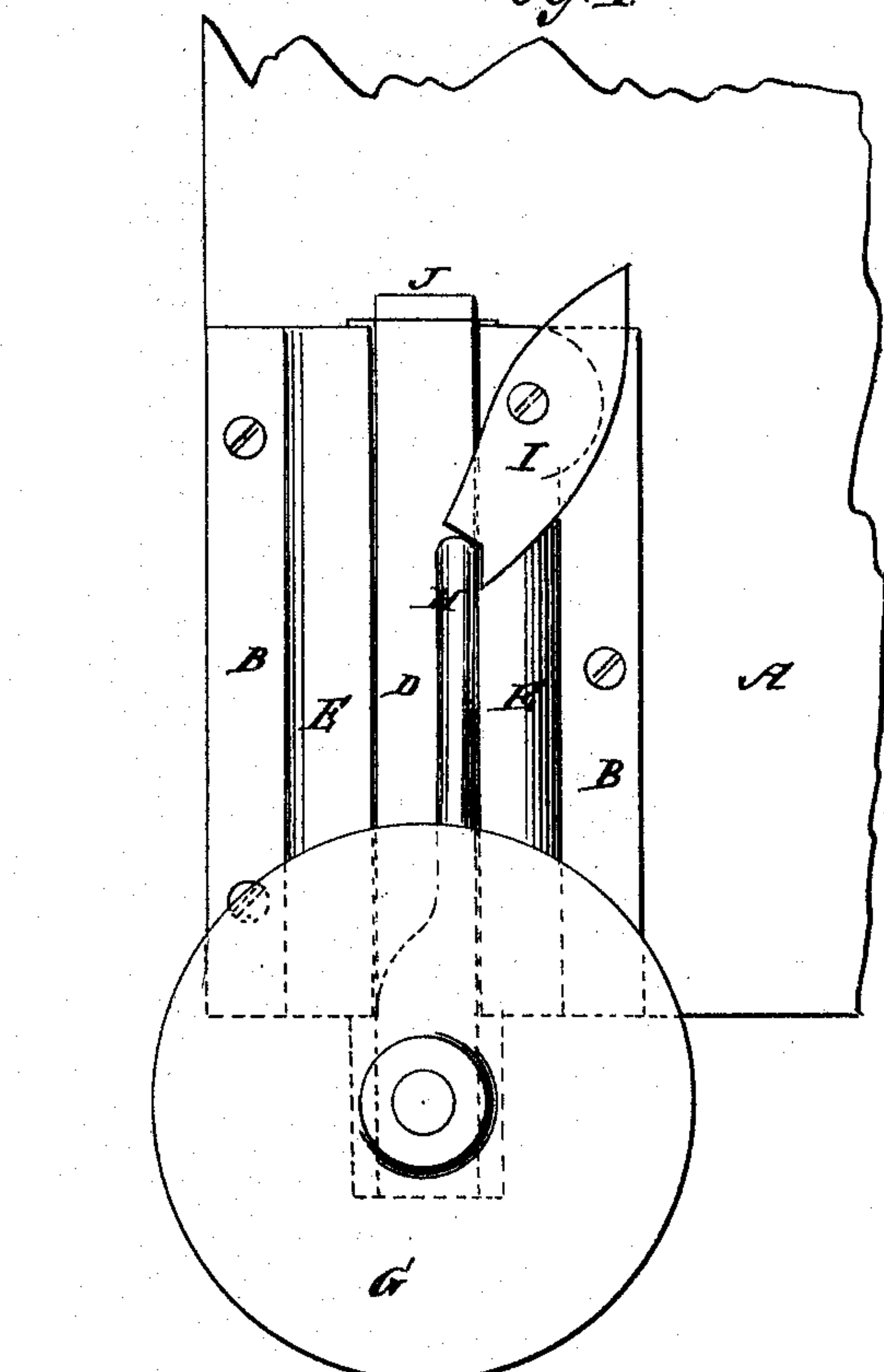


Fig. 3.

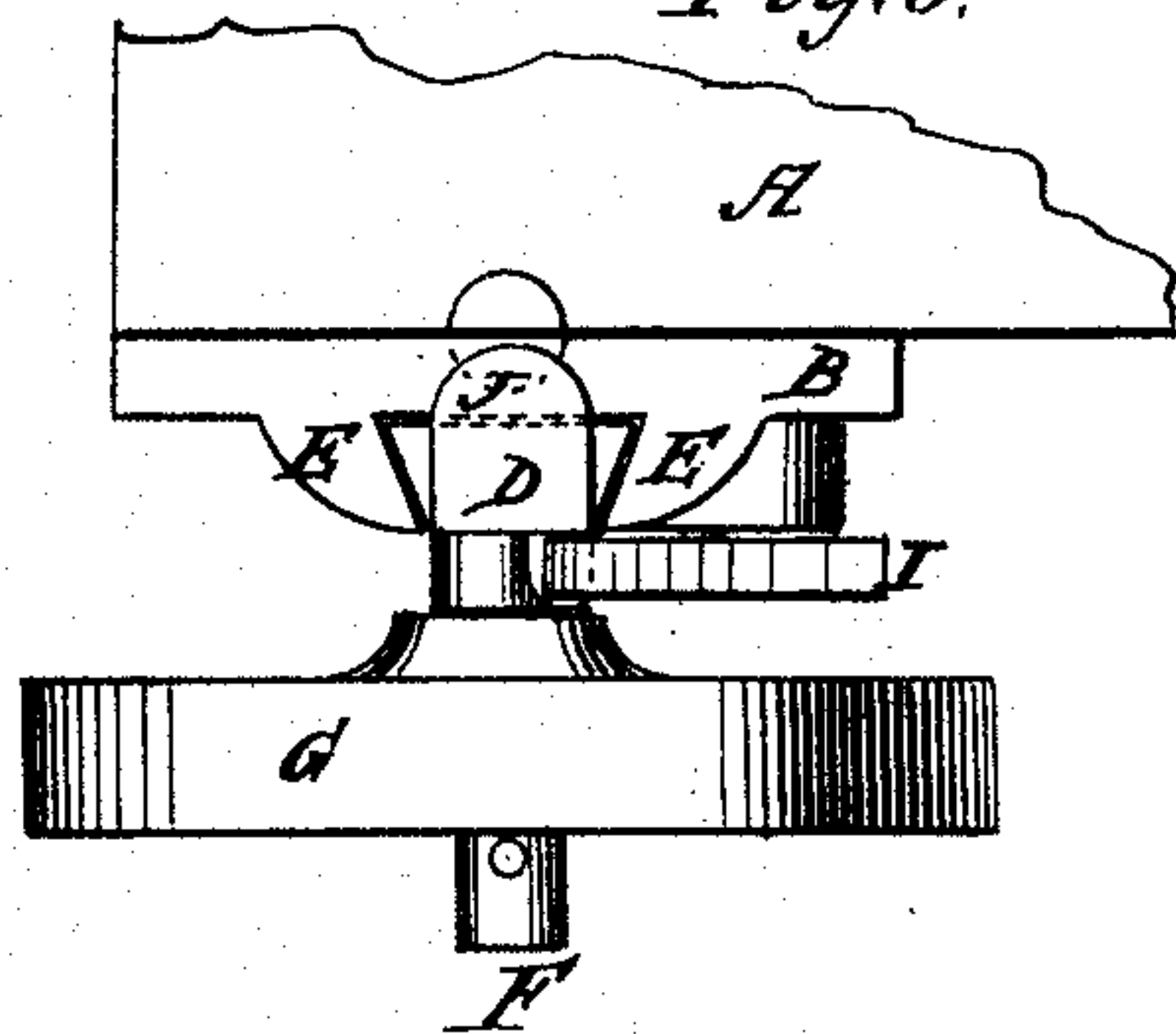
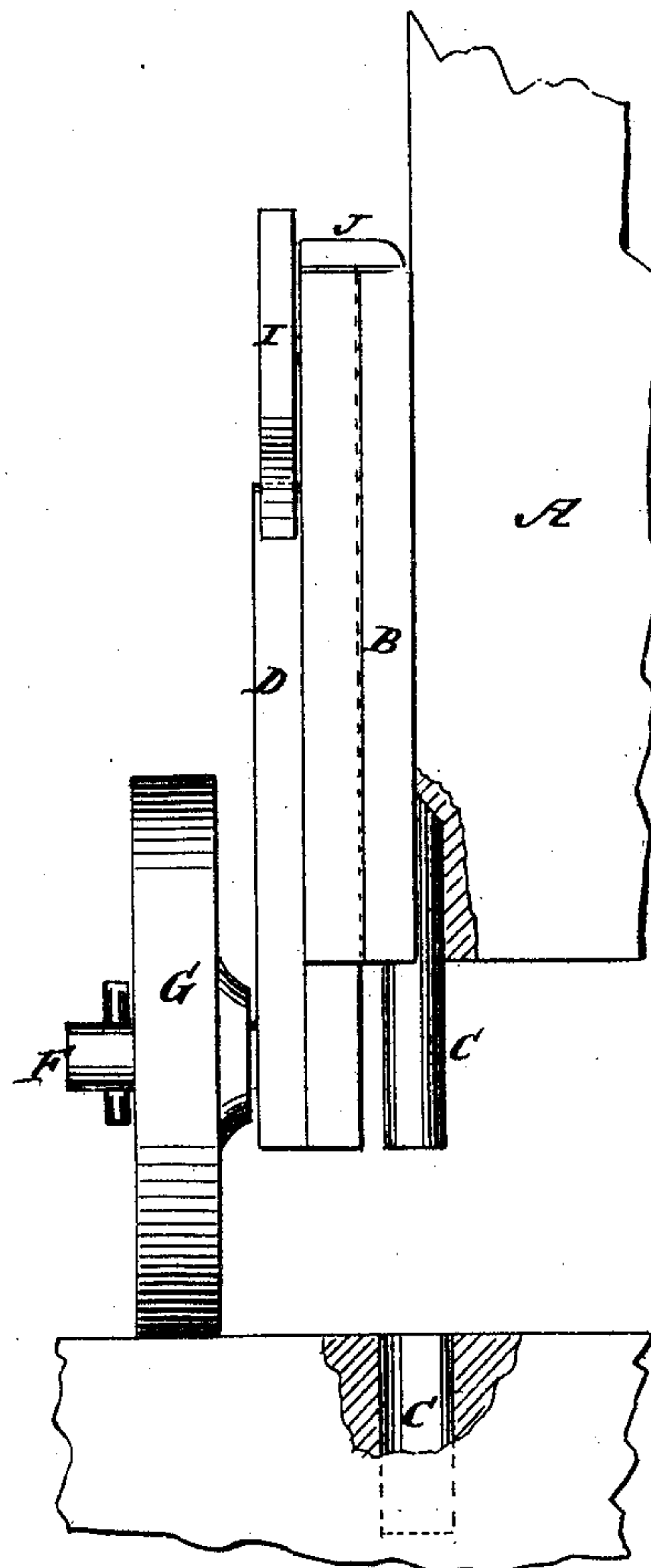


Fig. 2.



WITNESSES:

E. Wolff.
A. J. Terry

INVENTOR:

P. C. Dockstader

BY

Wm. L. Terry

ATTORNEYS.

UNITED STATES PATENT OFFICE.

PRESTON C. DOCKSTADER, OF LYNDON, ILLINOIS.

IMPROVEMENT IN DEVICES FOR RAISING AND LOWERING CATTLE-RACKS ON PLATFORM-SCALES.

Specification forming part of Letters Patent No. **165,217**, dated July 6, 1875; application filed May 15, 1875.

To all whom it may concern :

Be it known that I, PRESTON C. DOCKSTADER, of Lyndon, in the county of Whitesides and State of Illinois, have invented a new and Improved Device for Raising and Lowering Cattle-Racks on Platform-Scales, of which the following is a specification :

The invention will first be described in connection with drawing, and then pointed out in the claim.

In the accompanying drawing, Figure 1 is a side view of the device attached to one corner of the cattle-rack. Fig. 2 is an edge view of the same. Fig. 3 is a view looking upward from the line *xx* of Fig. 1.

Similar letters of reference indicate corresponding parts.

A represents the cattle-rack. B is a plate, which is securely fastened to each corner of the rack. On this plate is a pin, C, cast with the plate, or rigidly attached thereto, which extends below the lower edge of the plate. D is a slide, which is dovetailed (by means of cleats or ribs E E) to the plate. At the lower end of this slide is an axle, F, on which is wheel G. H is a rib on the slide. I is a button attached to the plate by which the slide is locked when at its lowest position. J is a cap on the upper end of the slide, which acts

as a stop to prevent the slide and wheel from descending too far.

When the rack is lowered on the scales the pins C enter holes in the scales, the buttons being removed from the ribs of the slides. When the rack rests in this position on the scales, the wheels hang above the scales. When the rack is raised to the position seen in the drawing, the locking-buttons are made to engage with the ends of the ribs, and the weight of the rack rests on the wheels, and the rack may be rolled off, as may be desired.

I do not confine myself to this particular arrangement of parts, as variations may be made in many ways without departing from my invention.

Having thus described my invention, I claim as new and desire to secure by Letters Patent—

The combination, with cattle-rack A, of plate B, having pin C and button I, the slide D having rib H and stop J, and the axle F having wheel G, all constructed and arranged as and for the purpose specified.

PRESTON C. DOCKSTADER.

Witnesses:

NOBLE F. FELKER,
FRANK E. FITCH.