

M. H. CRANE.
Coffin-Handle.

No. 164,812.

Patented June 22, 1875.

FIG. 1.

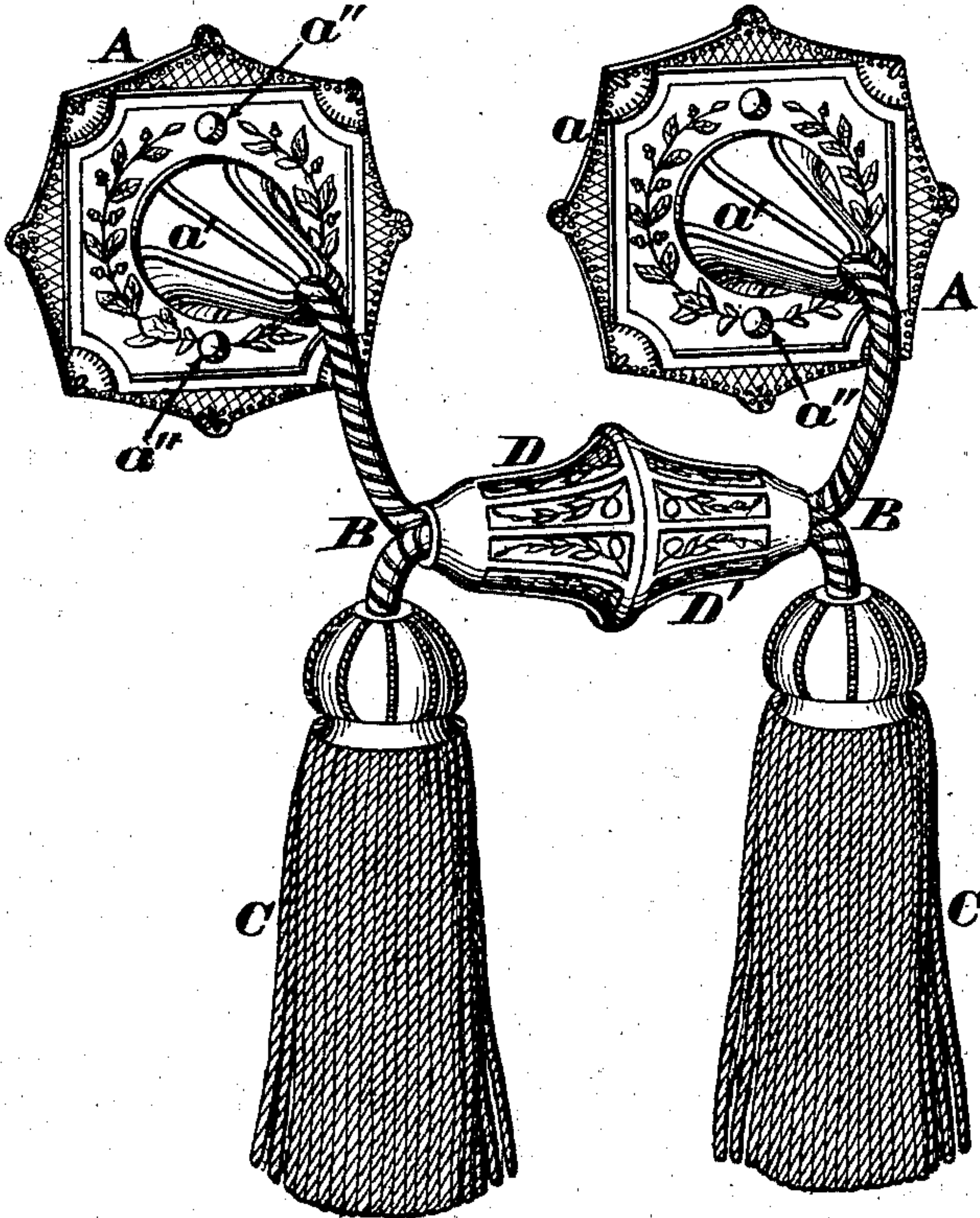


FIG. 3.

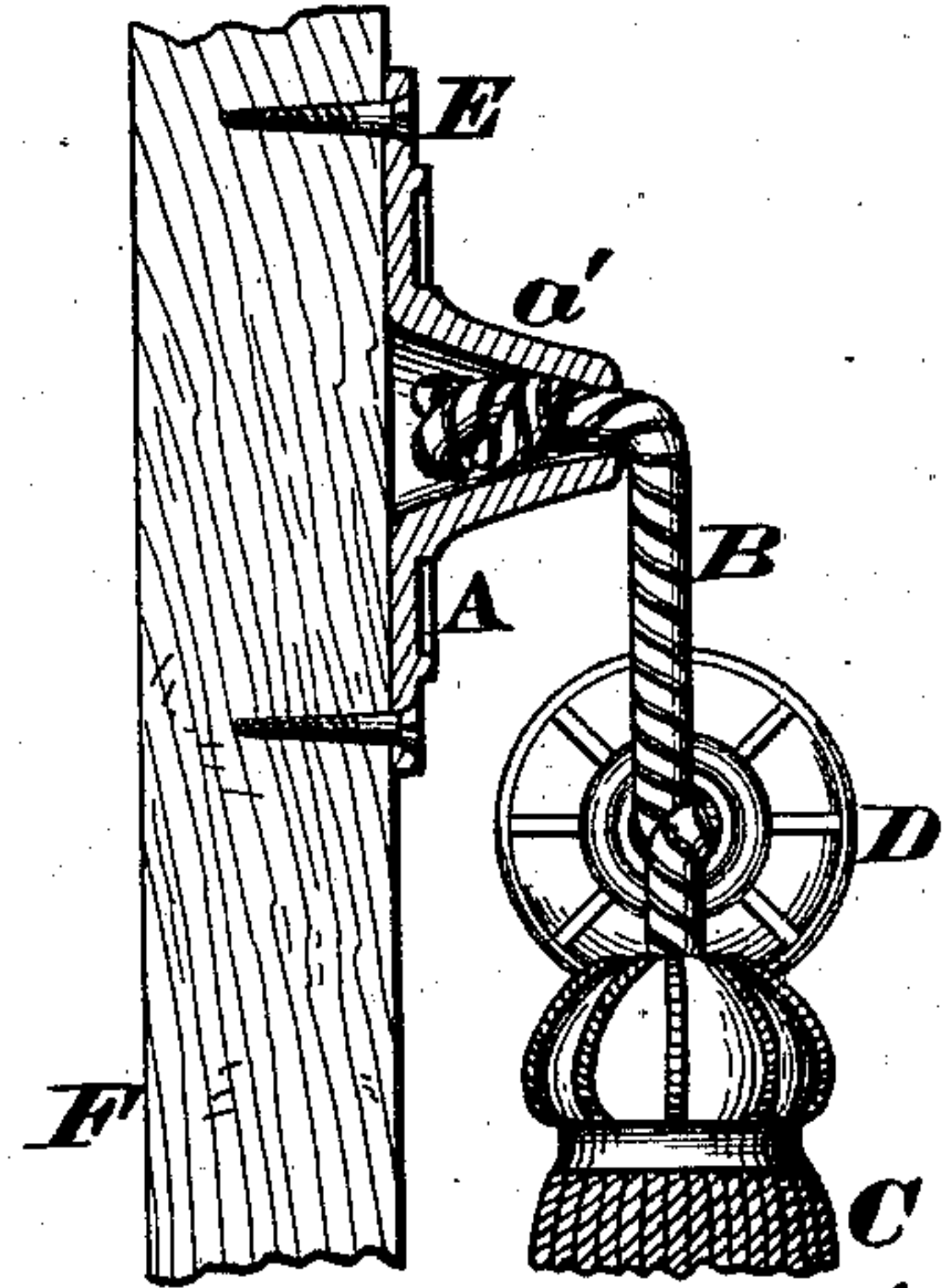


FIG. 4.

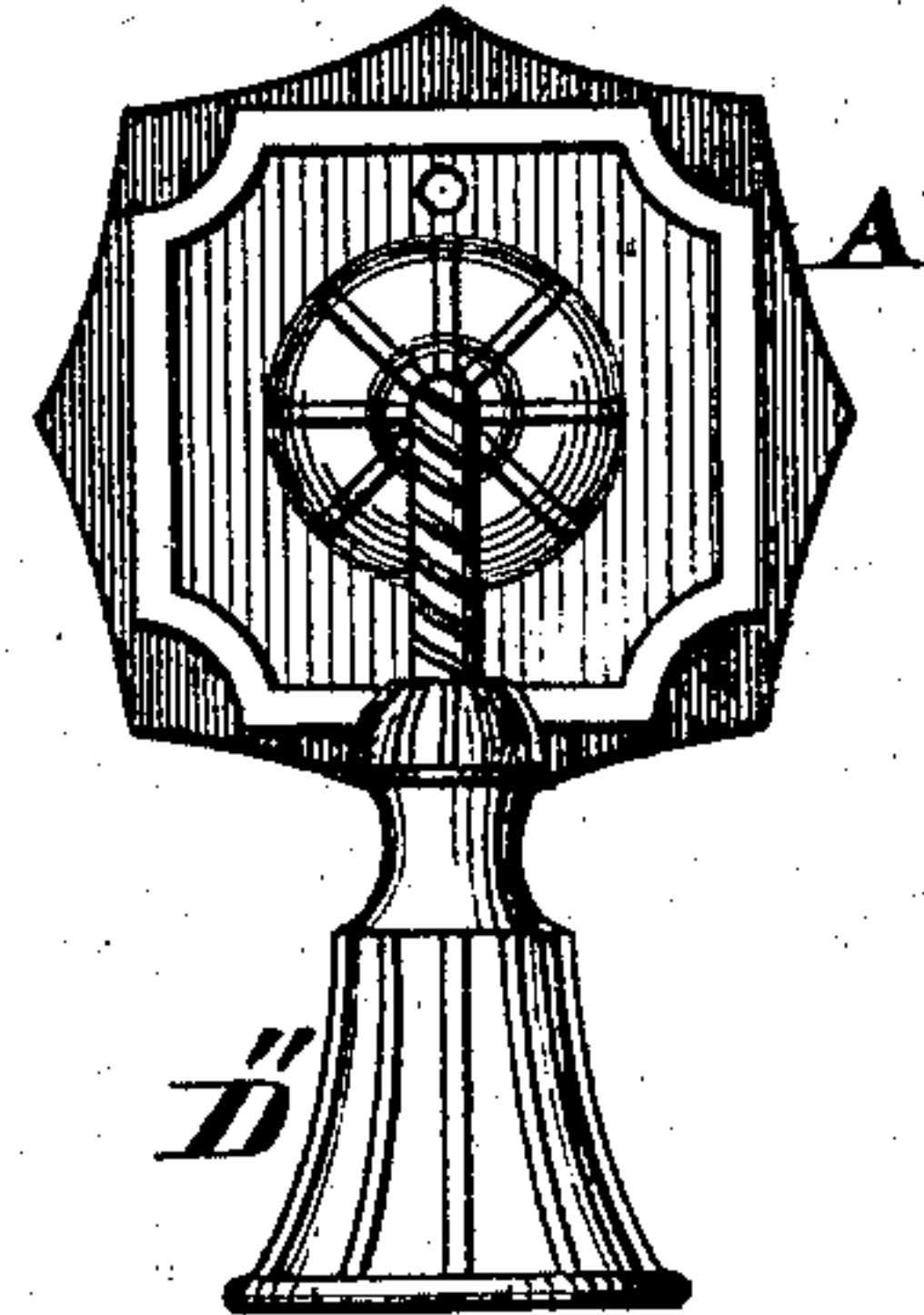


FIG. 5.

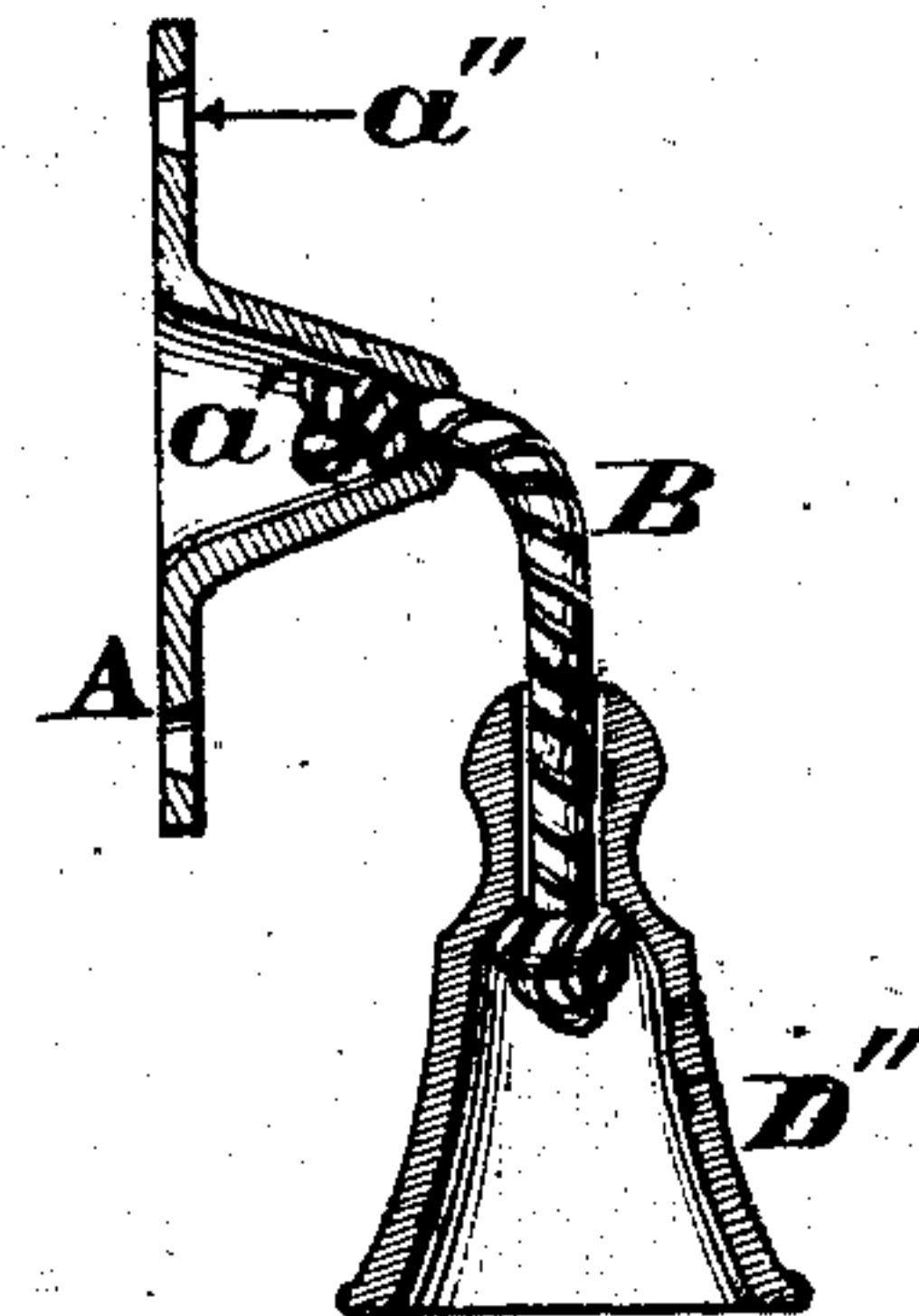
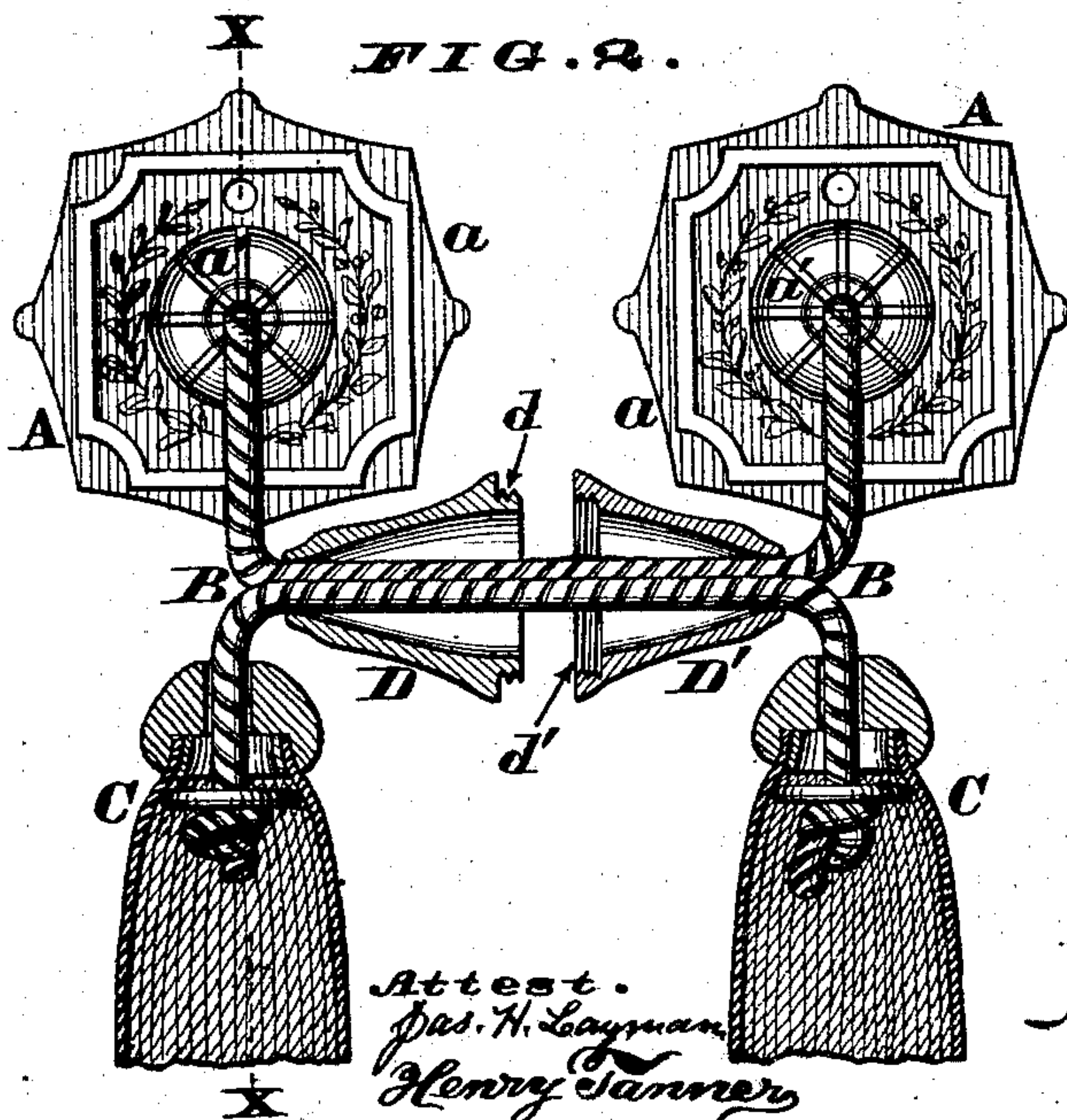


FIG. 2.



Attest.
Jas. H. Layman
Henry Tanner

M. H. Crane
By Knight & Sons Att'ys.

UNITED STATES PATENT OFFICE.

MARTIN H. CRANE, OF CINCINNATI, OHIO, ASSIGNOR TO CRANE, BREED & CO., OF SAME PLACE.

IMPROVEMENT IN COFFIN-HANDLES.

Specification forming part of Letters Patent No. 164,812, dated June 22, 1875; application filed May 12, 1875.

CASE A.

To all whom it may concern:

Be it known that I, MARTIN H. CRANE, of Cincinnati, Hamilton county, Ohio, have invented a new and useful Coffin-Handle, of which the following is a specification:

My invention relates to a new, convenient, and artistic pendent handle for coffins and burial-caskets.

In its most complete form my improvement essentially comprises a tubular handle proper, which receives a cord whose extremities are knotted or otherwise secured within ears, lugs, or escutcheons for attachment to the coffin-body, as hereinafter represented and described.

A simpler form of my improvement has a single ear and cord, whose free extremity is knotted within the tubular handle proper.

In the accompanying drawing, Figure 1 is a perspective view of the complete form of my improvement. Fig. 2 is a front elevation of the same, the two shells composing the handle proper being shown in section and separated. Fig. 3 is a section at the line *xx*, showing the handle secured to the coffin's side. Figs. 4 and 5 are, respectively, a front elevation and a vertical section, of a simpler form of my improvement.

A are ears, lugs, or escutcheon-plates, the same consisting of flange *a* and a hollow protuberance or nipple, *a'*. Orifices *a''* in the said flanges receive screws or rivets E, whereby the device is fastened to the body F of the coffin or casket. B and B are cords, whose ends are, respectively, knotted or otherwise firmly secured within the nipple *a'* and tassels C.

In the complete form of my improvement both cords B and B' are rove through a tubu-

lar handle proper, which is preferably composed of two similar campanes or bell-shaped bulbs or shells, D D', having screw-threaded margins *d* and *d'*, by which they are united to form the handle proper.

The above-described device, besides embodying a most convenient handle, constitutes a very tasteful and elegant appendage—more especially when its various portions are embellished with the represented or other appropriate ornamentation.

The above-described illustration of my invention may receive various modifications. For example: Instead of the duplicated ears, cords, and tassels, and compound tube D D', I may construct, for the lighter grades of coffins, a pendent handle, formed as in Figs. 4 and 5, a single ear and cord being used, and the handle proper consisting of a single bell-formed or other suitable knob or terminal, D''.

The double form may be varied by connecting the cord from each respective ear with the tassel most remote from it, the said cords passing each other within the handles proper, and being knotted therein. The handle proper may consist of a single tube cast upon a core.

I claim as new and of my invention—

The pendent coffin-handle, composed of a projected hollow conical ear, A, a cord, B, and a tubular handle proper upon the end of said cord.

In testimony of which invention I have hereunto set my hand.

MARTIN H. CRANE.

Attest:

GEO. H. KNIGHT,
JAMES H. LAYMAN.