

J. P. BRYAN.
Soap-Holder

No. 164,801.

Patented June 22, 1875.

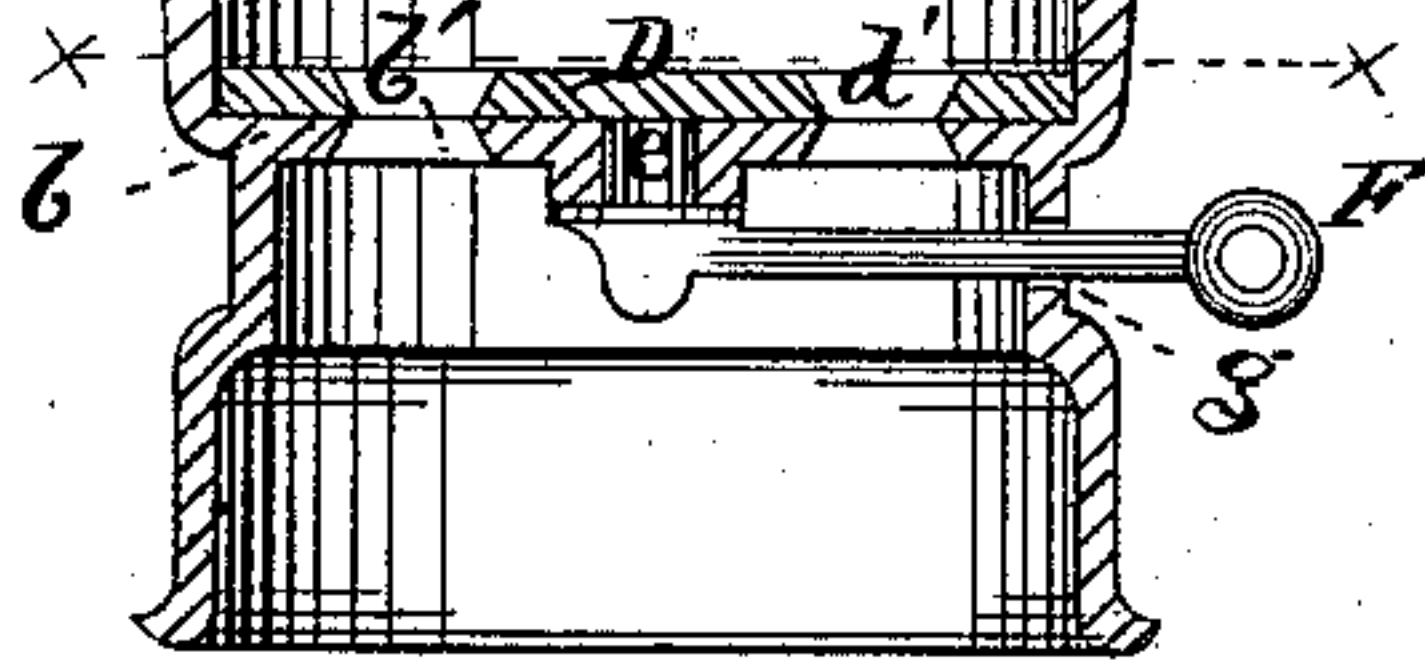
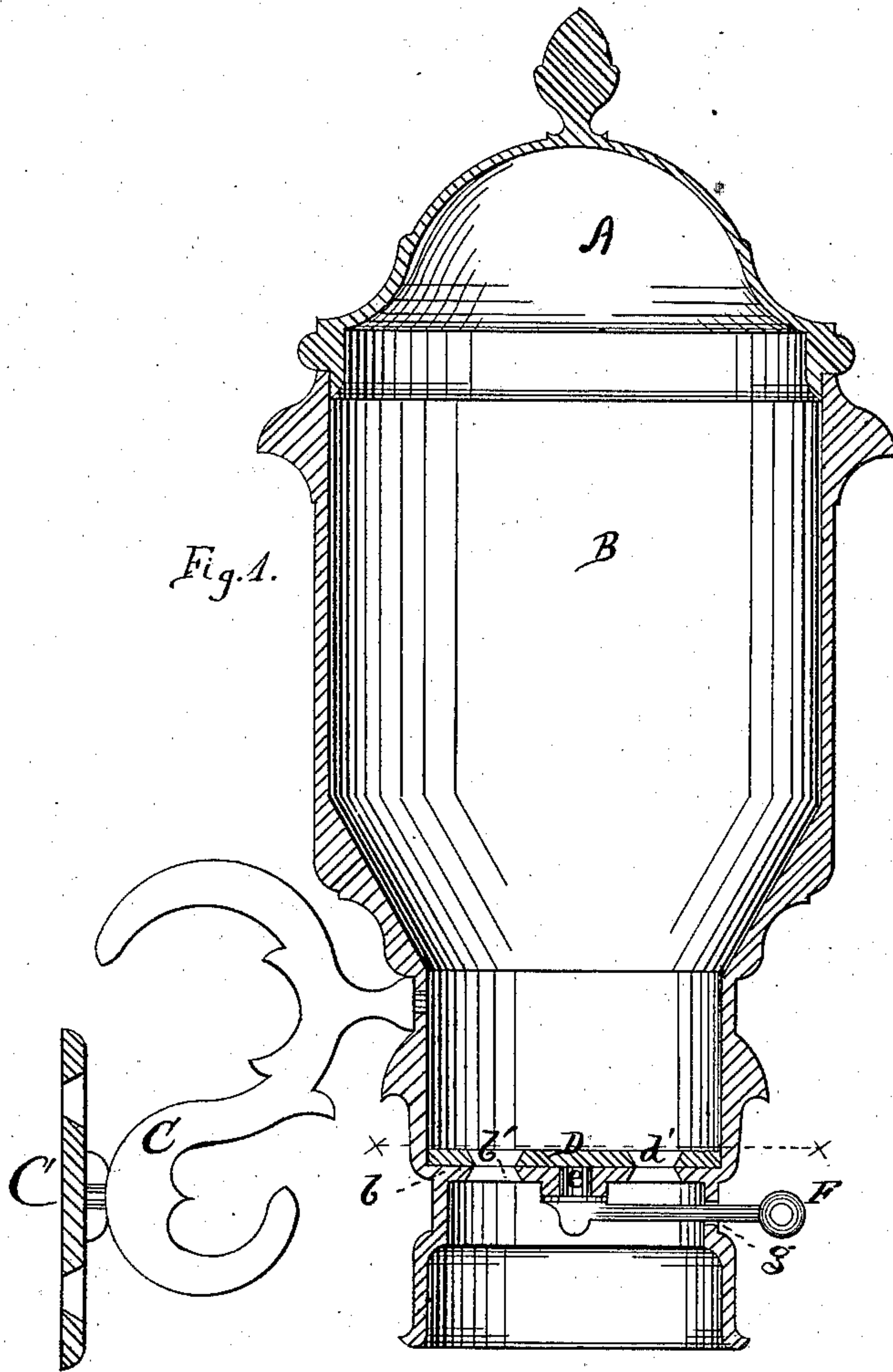


Fig. 3.

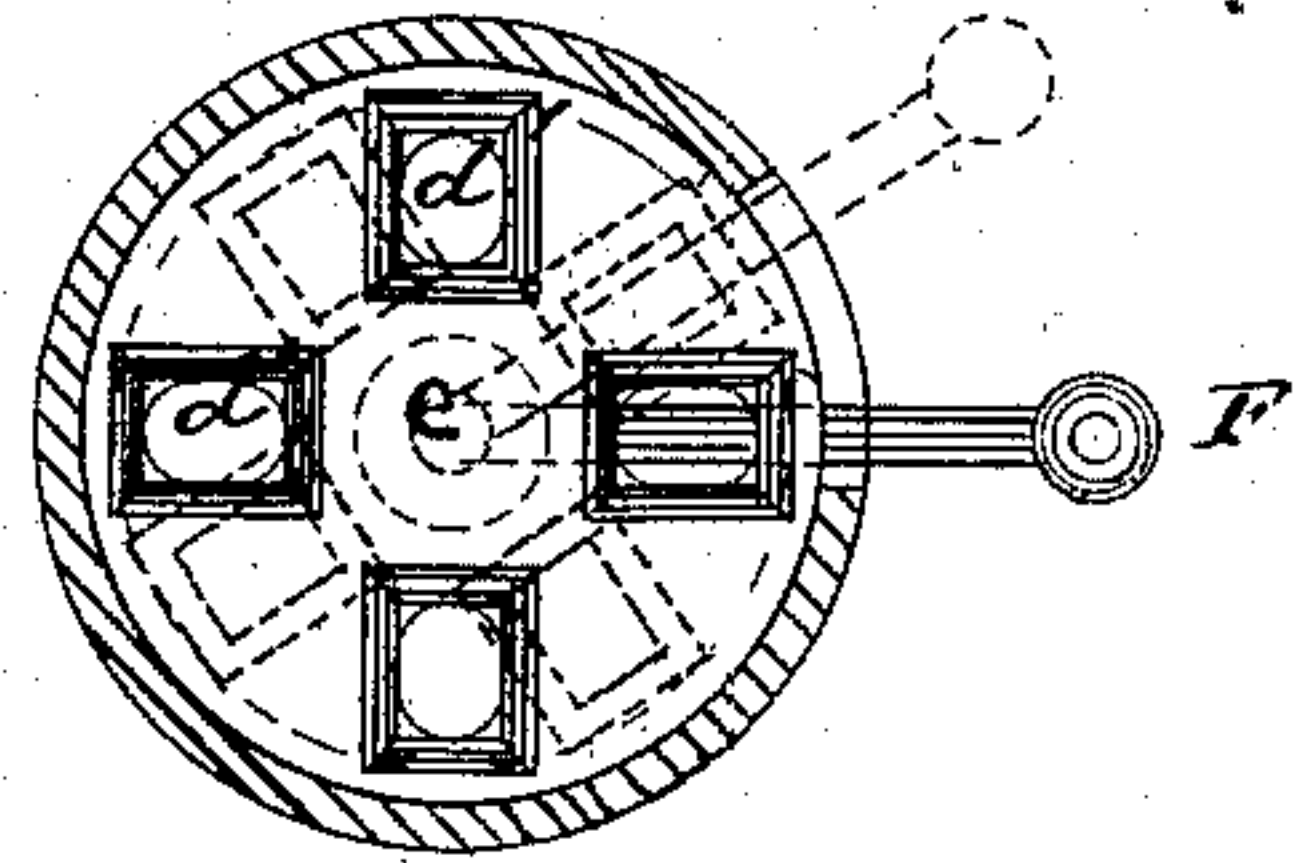
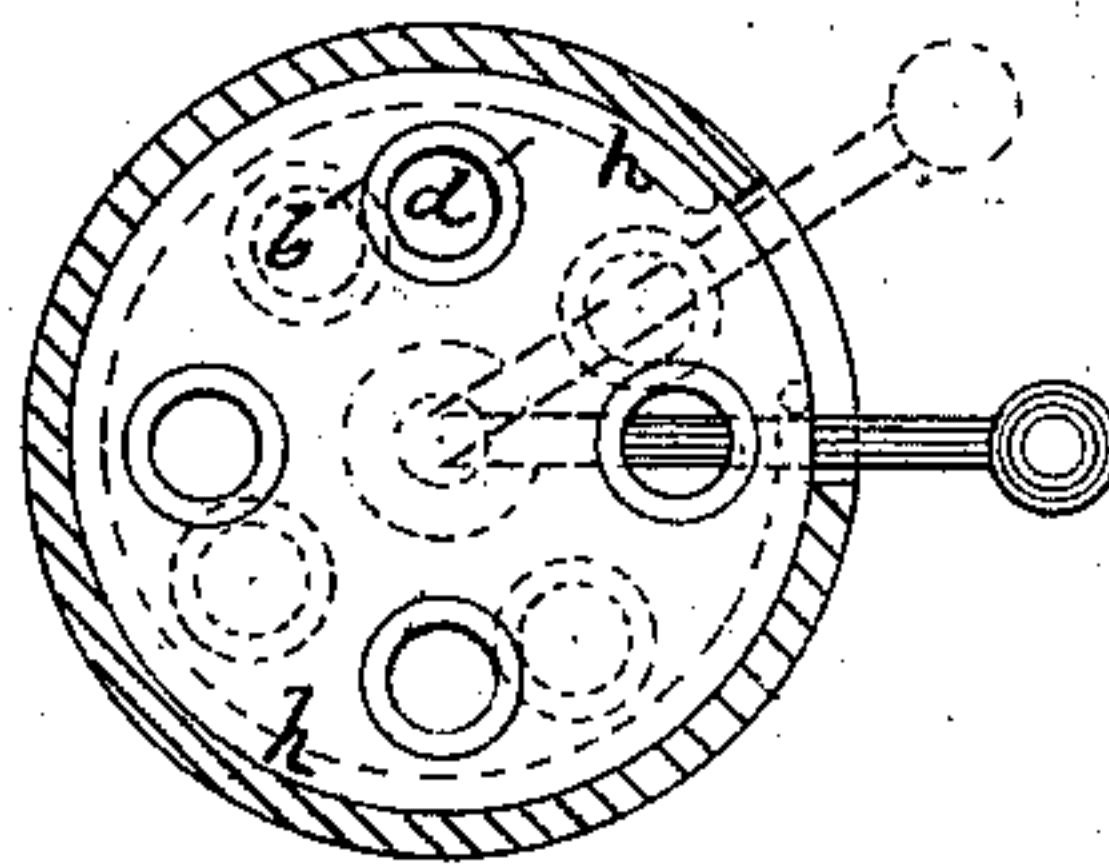


Fig. 2.



Witnesses

Walter Miller
Wm. W. Leggett

Inventor

John P. Bryan
By Leggett & Leggett
Attorneys

UNITED STATES PATENT OFFICE.

JOHN P. BRYAN, OF CANTON, OHIO.

IMPROVEMENT IN SOAP-HOLDERS.

Specification forming part of Letters Patent No. 164,801, dated June 22, 1875; application filed March 6, 1875.

To all whom it may concern :

Be it known that I, JOHN P. BRYAN, of Canton, in the county of Stark, and State of Ohio, have invented certain new and useful Improvements in Powdered-Soap Holders; and I do hereby declare the following to be a full, clear, and exact description of the invention, such as will enable others skilled in the art to which it pertains to make and use it, reference being had to the accompanying drawings, which form part of this specification.

My invention relates to an improvement in powdered-soap dishes; and consists of the devices and appliances herein set forth and claimed.

In the drawings, Figure 1 is a central vertical section of my invention. Fig. 2 represents the valve-operating mechanism.

B is the main body of the vessel, with enlarged central sides, but diminished diameter at both base and mouth. A is the cover to same, which may be further provided with a hinge and lock, thus obviating any interference with the contents. C is a bracket or other suitable means of attaching the holder B to a support. *b* is the bottom of said holder, and is perforated with three holes, *b'*. *d* is a disk similar to and resting upon this bottom *b*, and is also provided with three apertures, *d'*, corresponding in size and relative position to *b'*. When the device is in use this disk *d* covers the openings *b'*, serving as a closed valve; but when operated upon it rides from off them and presents its openings *d'* opposite their correspondents *b'*, thus forming a free outlet for the soap. *e* is a pivot binding *b* and *d* together, and thence projecting downward it engages with the horizontal lever *f*, which latter, thence passing through

slot *g* of lower rim of holder, heads out into a suitable means for operating lever *f*. *h* is a spiral spring encircling lower surface circumference of base *b*, and engages with lever *f*, so as to give a reaction to same when pressed against it.

The operation of my device is very simple. The receptacle B being filled with powdered soap, and supported contiguous to washing apparatus, applicant presses the lever *f* horizontally, which latter, by means of pivot *e*, revolves disk *d* so as its openings *d'* may correspond vertically with *b'*, and the soap is discharged beneath, subject to call. The lever *f*, relieved of pressure, flies back to its former position, reseating the valved disk *d* over *b'*.

The inconvenience in handling a cake of wetted soap is thus obviated; but the principal advantage of my invention is the effectual prevention of the cake being carried away bodily through the criminality of guests at hotels, steamboats, &c.

What I claim as new is—

1. A powdered-soap holder, provided with a sliding valve, *d*, and combined with a suitable bracket attached thereto, whereby the device may be secured to the wall, substantially as and for the purpose described.

2. The powdered-soap dish, consisting of holder B, cover A, valve-opening bottom *b*, and bracket C, substantially as and for the purpose described.

In testimony whereof I have signed my name to this specification in the presence of two subscribing witnesses.

JOHN P. BRYAN.

Witnesses:

C. F. PERKINS,
BIR C. MOULTON.