

C. TRUESDALE.  
Stove-Reservoir.

No. 164,613.

Patented June 15, 1875.

FIG. 1.

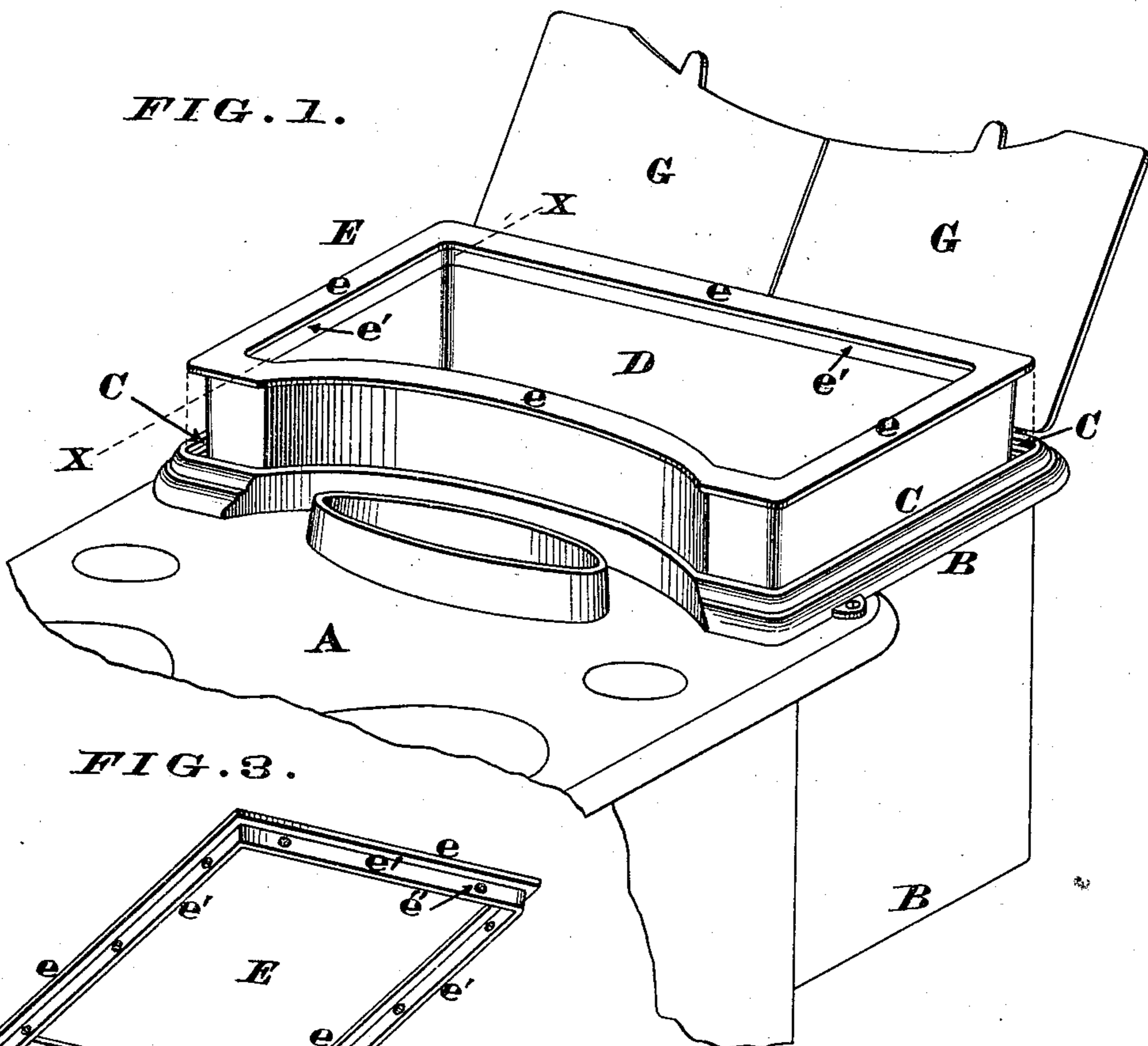


FIG. 3.

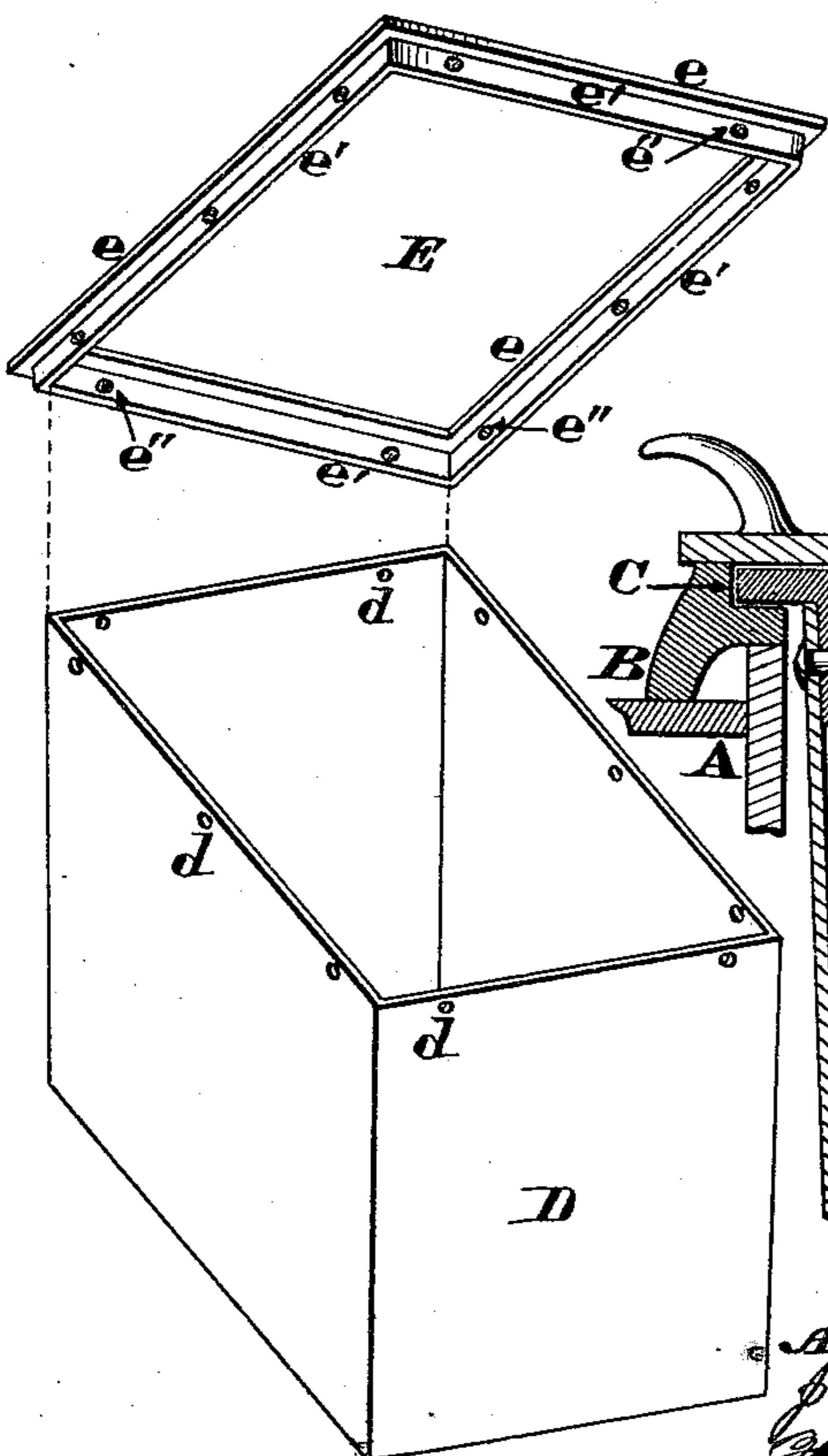
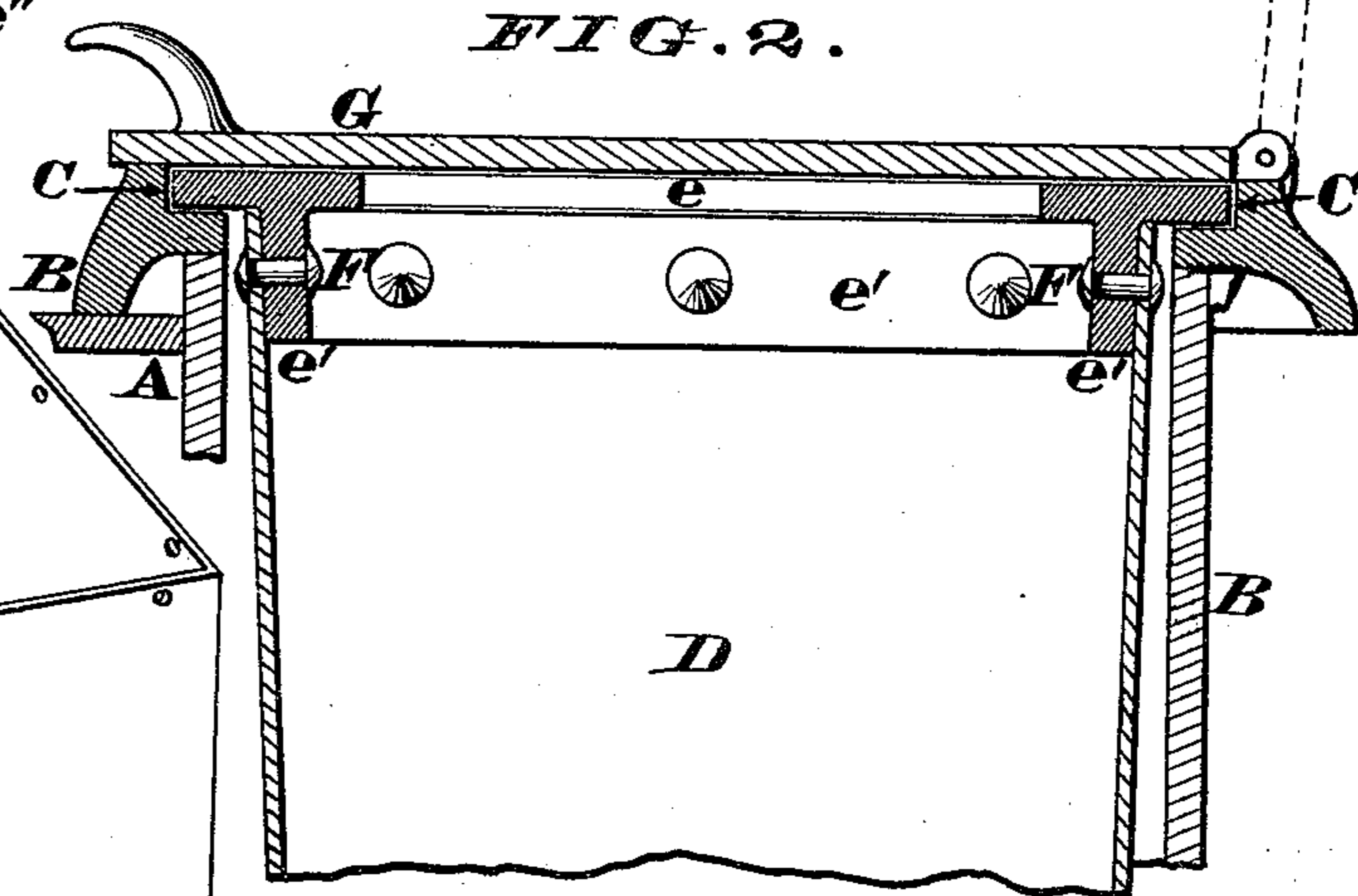


FIG. 2.



Attest.

Jas. H. Layman.

Henry Tanner.

Charles Truesdale

By Knight Bros.

Att'ys.

# UNITED STATES PATENT OFFICE.

CHARLES TRUESDALE, OF CINCINNATI, OHIO, ASSIGNOR TO WILLIAM  
RESOR & CO., OF SAME PLACE.

## IMPROVEMENT IN STOVE-RESERVOIRS.

Specification forming part of Letters Patent No. 164,613, dated June 15, 1875; application filed  
May 5, 1875.

*To all whom it may concern:*

Be it known that I, CHARLES TRUESDALE, of Cincinnati, Hamilton county, Ohio, have invented a new and useful Manufacture of Stove-Reservoirs, of which the following is a specification:

This invention is particular designed for those sheet-metal boiling-vessels commonly called "low-down reservoirs," which occupy appropriate cases or receptacles in cook-stoves. Such vessels are commonly stiffened around their rims or upper edges by "wiring"—a mode of finish which, besides being clumsy in appearance, does not possess the required rigidity, nor does it afford a convenient hand-hold for lifting the reservoir out of its receptacle, as is often needful for cleansing and other purposes.

The present improvement consists in manufacturing such reservoirs with a stiff galvanized (or otherwise protected) cast-iron marginal rim or flange, which is secured to the body either by means of rivets, or by brazing or soldering, or by both of these methods, said rim being so shaped as to afford on its outer edge or projection a means of supporting the reservoir within the casing, and on its inner edge a secure hold for the hands of a person removing the reservoir from the casing.

In the accompanying drawing, Figure 1 is a perspective view, representing a portion of a cook-stove containing one of my improved reservoirs slightly lifted from the casing. Fig. 2 is a vertical section on an enlarged scale, at the line X X, the reservoir resting in its proper position in the casing. Fig. 3 is a perspective view of a modified form of the reservoir on a smaller scale, showing the body and rim before being fastened together.

A may represent the body of any cook-stove, and B a rear prolongation or appendage thereof, the same serving as a casing or receptacle for my reservoir. That edge of the upper plate of the casing which surrounds the opening for the reservoir is rabbeted at C, to receive the flange of the reservoir and support the same. (See Fig. 2.) D represents the sheet-metal body of the reservoir, and *d* are holes for the rivets which attach the rim. E repre-

sents my cast marginal flange or rim, the same having a horizontal portion or flange proper, *e*, from which projects downward, as shown, a portion or wing, *e'*, having holes *e''*, for the reception of rivets F, by which the said rim is attached to the body D.

The body D may be composed of any sheet-metal customarily employed for stove-reservoirs, such as tinned or galvanized sheet-iron or copper.

The rim E *e e' e''* may be of any suitable cast metal, but is preferably composed of tinned, galvanized, or enameled cast-iron.

As represented in Fig. 1, the reservoir proper D is supposed to be simply brazed or soldered to its supporting-rim E, while Fig. 2 shows these two members united by rivets, while Fig. 3 shows the wing *e'* external to the body.

My method of stiffening the upper margins of reservoirs is especially applicable to those having a curved or otherwise irregular horizontal section, as at Fig. 1, because such irregular-shaped vessels are extremely difficult to wire with any degree of neatness, unless an unusual amount of labor and skill are expended in the operation.

The represented flat rectangular rim occupies the rabbet C in the casing much more snugly and with a neater appearance than is displayed by the ordinary wired rim, and permits the covers G to sit flatly down, as shown in Fig. 2, so as to prevent the entrance of dust and to conserve the heat; nor is there any need of handles, such as would occupy inconveniently room outside of, above, or within the reservoir, besides adding to the weight and expense of manufacture.

I claim as a new article of manufacture—

The stove-reservoir composed of sheet-metal body D and cast rim E *e e'*, formed and constructed as described, in combination with a casing, B, having a rabbet, C, of a cooking-stove.

In testimony of which invention I hereunto set my hand.

CHAS. TRUESDALE.

Attest:

GEO. H. KNIGHT,  
JAMES H. LAYMAN.