

B. MALLORY.
Mortise-Lock for Sliding-Doors.

Patented June 15, 1875.

No. 164,572.

fig. 1.

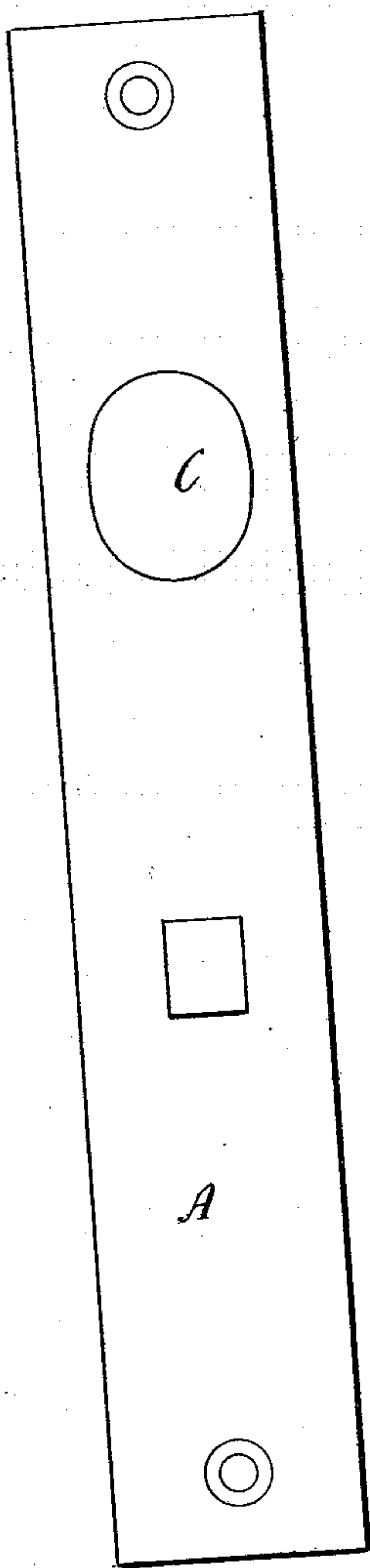


fig. 2.

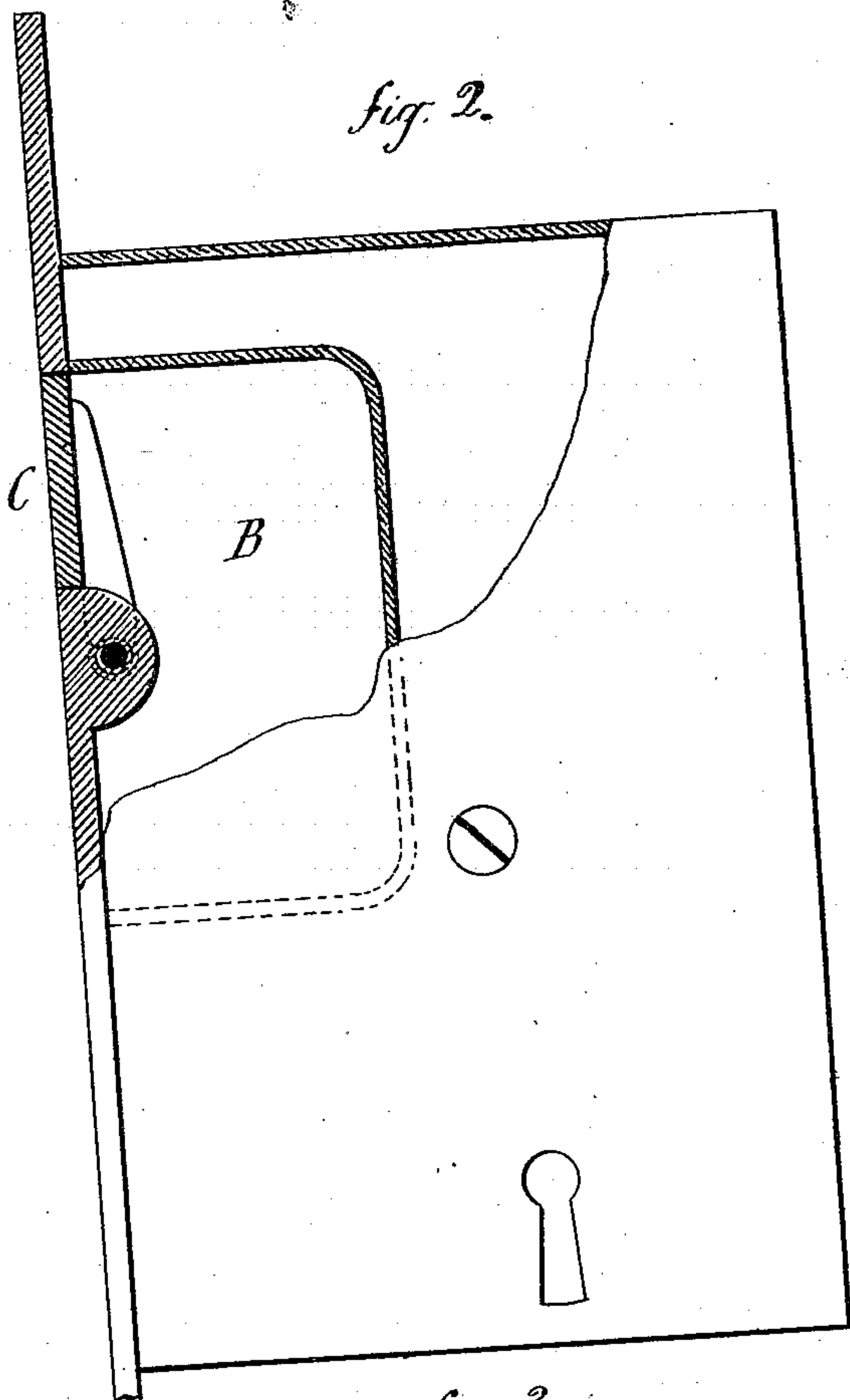
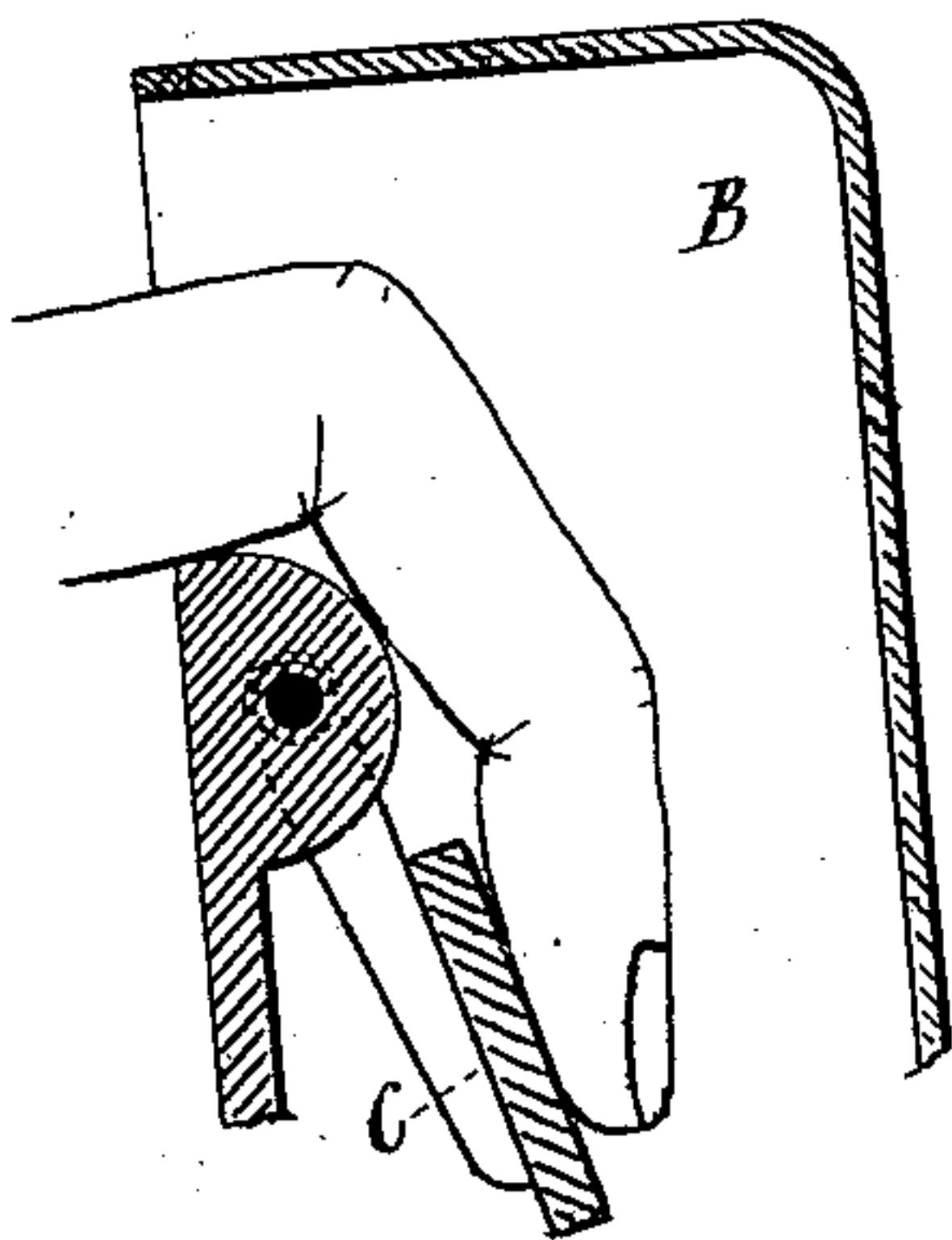


fig. 3.



Witnesses
A. Shumway
Clara Broughton.

Burton Mallory
By Atty. Inventor
John E. Earle

UNITED STATES PATENT OFFICE.

BURTON MALLORY, OF NEW HAVEN, CONNECTICUT.

IMPROVEMENT IN MORTISE-LOCKS FOR SLIDING DOORS.

Specification forming part of Letters Patent No. **164,572**, dated June 15, 1875; application filed June 2, 1875.

To all whom it may concern:

Be it known that I, BURTON MALLORY, of New Haven, in the county of New Haven and State of Connecticut, have invented a new Improvement in Lock or Pull for Sliding Doors; and I do hereby declare the following, when taken in connection with the accompanying drawings and the letters of reference marked thereon, to be a full, clear and exact description of the same, and which said drawings constitute part of this specification, and represent in—

Figure 1 face view of a lock; Fig. 2, an interior view of the lock, showing the improvement; Fig. 3, an independent pull embodying the improvement.

This invention relates to an improvement in the lock for sliding doors, for which Letters Patent were granted to me dated November 3, 1874, No. 156,582.

In that patent the improvement consisted in an opening through the face-plate into a chamber or case, so that by inserting the finger into said chamber through the opening, a convenient means was afforded by which to slide the door. In that construction no provision was made to close the opening when not in use.

In some cases this is objectionable, and the object of this invention is to overcome this objection; and it consists in combining with the face-plate, a self-closing flap, as more fully hereinafter described.

A is the face-plate of a sliding door-lock, the lock mechanism being substantially the usual construction, and no part of this invention needs any further description. B is the recess formed in the case, to which an opening is made through the face-plate, as in my said patent.

This opening is filled by a flap, C, hinged to the face-plate, or other convenient point, so as to be easily turned inward by pressing the finger against it, as seen in Fig. 3. I prefer to hinge this flap at the lower end, as shown, as being less liable to interfere with the finger, but it may be hung above, and it is preferably provided with a spring to force it into its closed position. If, however, it be hung above, its own gravity may serve to close it.

This is applicable alike to the lock, its keeper, or to an independent pull, as seen in Fig. 3, the essential feature of the invention being a self-closing flap for the opening in the face-plate.

I claim—

In combination with the face-plate of a lock or pull for sliding doors, constructed with a finger opening and recess in rear of said plate, a self-closing flap for said opening, substantially as described.

BURTON MALLORY.

Witnesses:

JOHN E. EARLE,
CLARA BROUGHTON.