

EMILY R. DAKEN.
Coffee-Steeper.

No. 164,530.

Patented June 15, 1875.

Fig. 1.

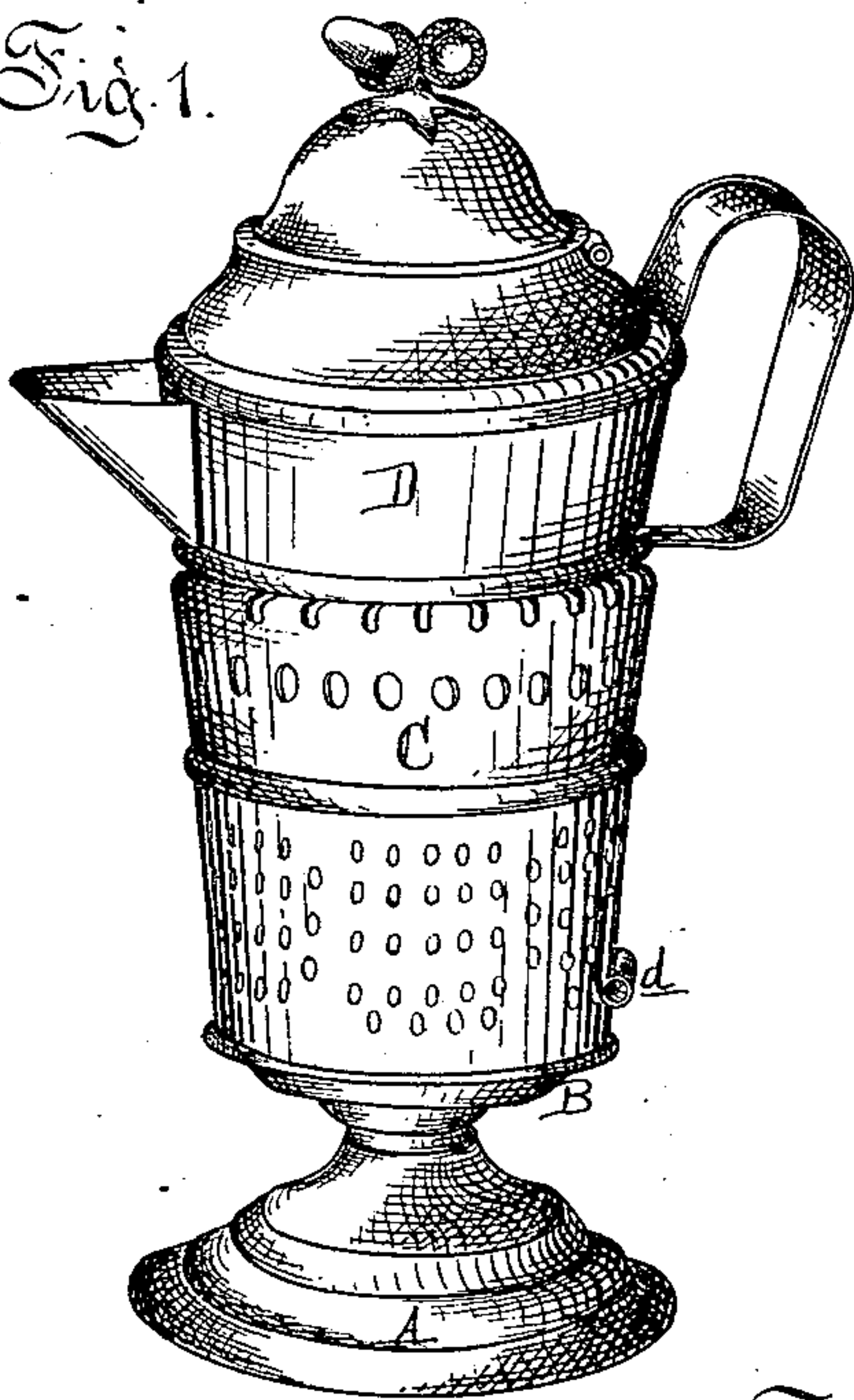


Fig. 2.

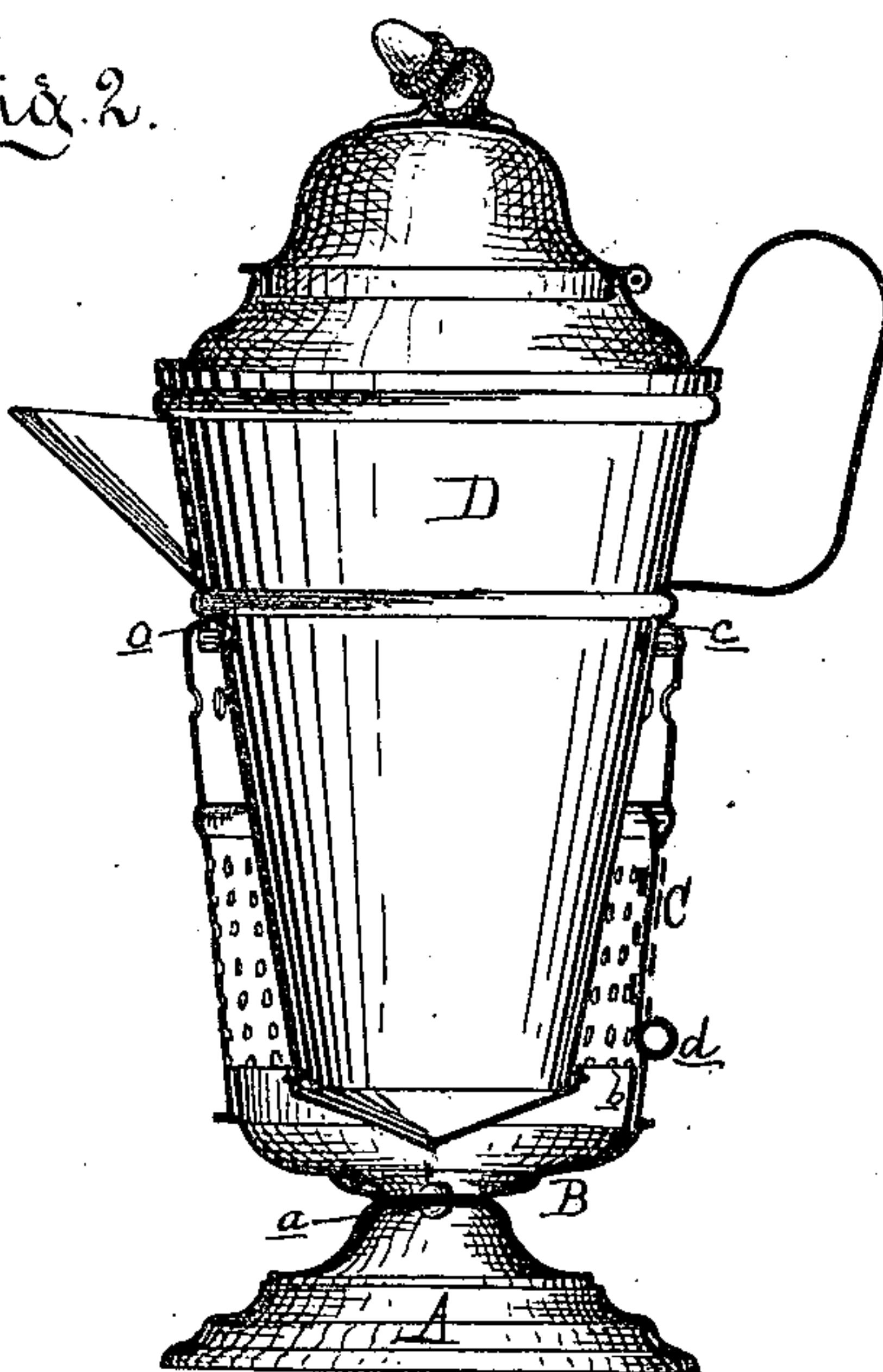
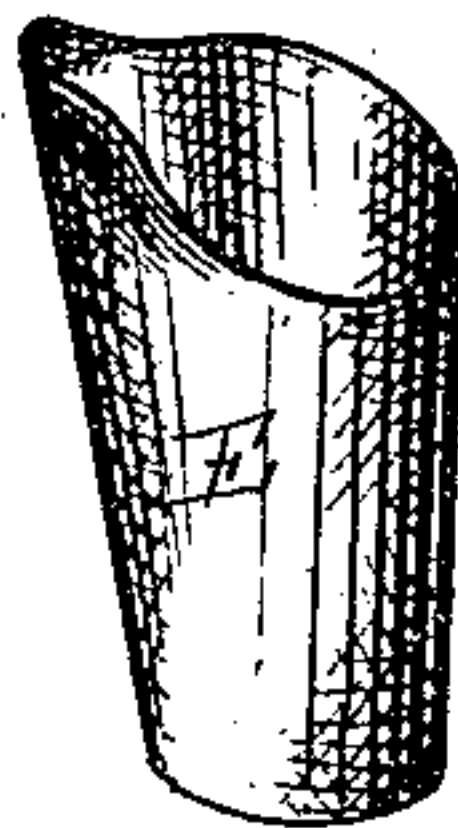


Fig. 3.



Attest:
Edward Parthel.
Wm. P. Spalding

Inventor:
Emily R. Daken
By Atty
Wm. S. Sprague

UNITED STATES PATENT OFFICE.

EMILY R. DAKEN, OF COLDWATER, MICHIGAN.

IMPROVEMENT IN COFFEE-STEEPERS.

Specification forming part of Letters Patent No. **164,530**, dated June 15, 1875; application filed January 22, 1875.

To all whom it may concern:

Be it known that I, EMILY R. DAKEN, of Coldwater, in the county of Branch and State of Michigan, have invented an Improved Coffee and Tea Steeper, of which the following is a specification:

This invention has for its object to furnish a portable device in which coffee or tea can be steeped, water boiled, and food warmed or stewed readily and cheaply by the consumption of a small quantity of alcohol; and it consists in the peculiar construction of the fire-pan, the shield, and the vessel, and their combination for the purpose, as more fully hereinafter set forth.

Figure 1 is a perspective view. Fig. 2 is a vertical section. Fig. 3 is a perspective view of the alcohol-charger.

In the drawing, A represents a circular molded base, "struck up" or spun from sheet metal. To its apex is secured, by a rivet, *a*, the base of a fire-pan, B, having the general form of a shallow inverted cone, with an upturned flange, *b*, at the periphery, over which is sleeved a slightly-flaring shield, C, whose upper edge is turned inwardly to make a flange, *c*, which supports the steeper-cup D by arresting a bead run in the latter just below the handle. The flange *c* is perforated at intervals, and just below it a row of holes is punched in the shield. The lower half of the shield has a great number of small holes punched in it,

and at the back there is an opening closed by a slide, D. E, Fig. 3, is a charger which holds just enough alcohol to boil the contents of the cup when ignited in the fire-pan, into which it is introduced by putting the beak of the charger through the shield-opening.

It will be noticed that the arrangement of the holes reverses the usual order by having the largest area at the bottom, which makes a sluggish draft for the burning alcohol, and confines the heat to the sides of the cup, whose bottom is an inverted cone, to divide the flame equally and direct it to the walls in one sheet.

The cup being shaped like the shield, and but little space being left between the two, the heat is applied directly to the vessel, and the two are locked together by two studs on the cup, which are turned under the flange *c* to lock the shield on the cup, so that the entire device can be carried by the cup-handle.

What I claim as my invention, and desire to secure by Letters Patent, is—

The combination of the base A, provided with a fire-cup, B, with the cup D, supported by the perforated shield C, which is provided with an opening, *d*, substantially as and for the purpose set forth.

EMILY R. DAKEN.

Witnesses:

DAVID B. PURINTON,
WM. H. GILCREST.