

E. CHAMBERLAIN.

Bath-Tub.

No. 164,423.

Patented June 15, 1875.

Fig 1

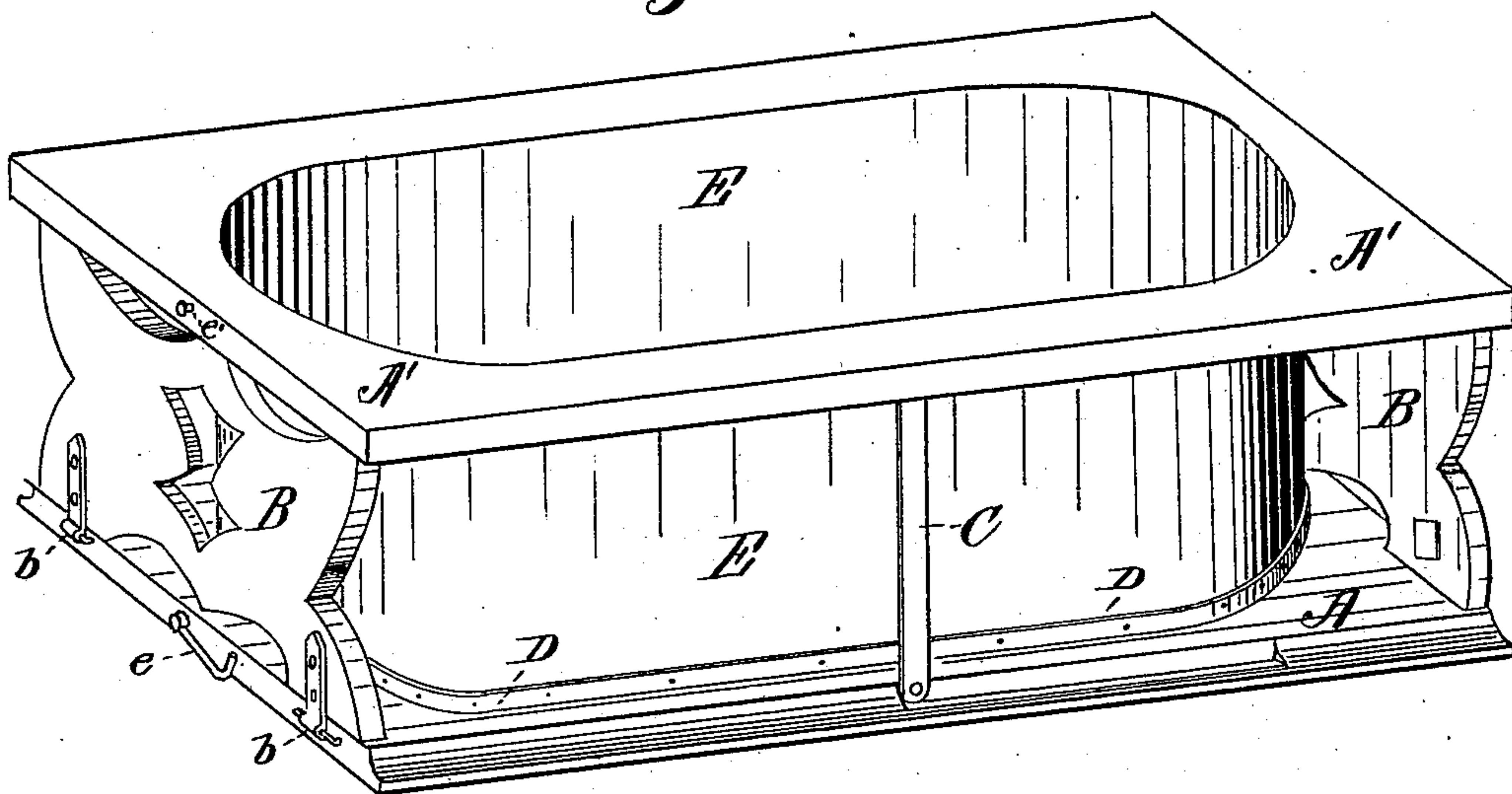


Fig 2

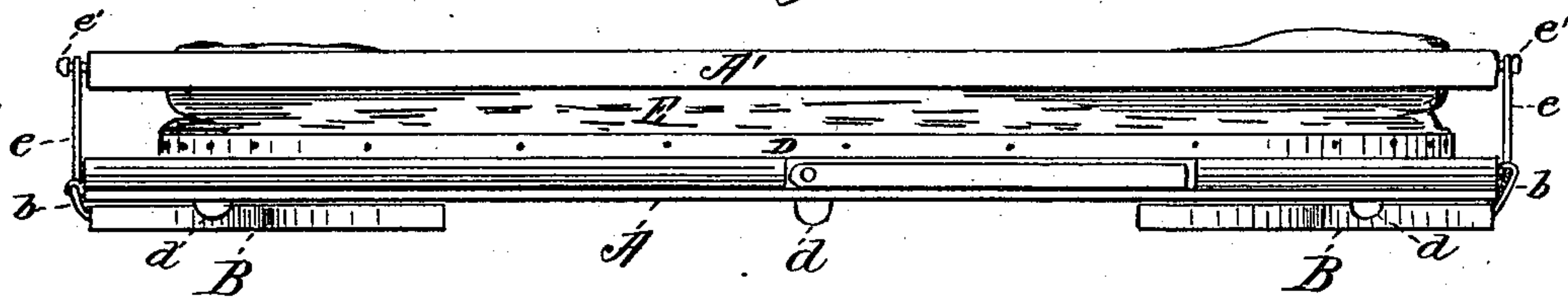
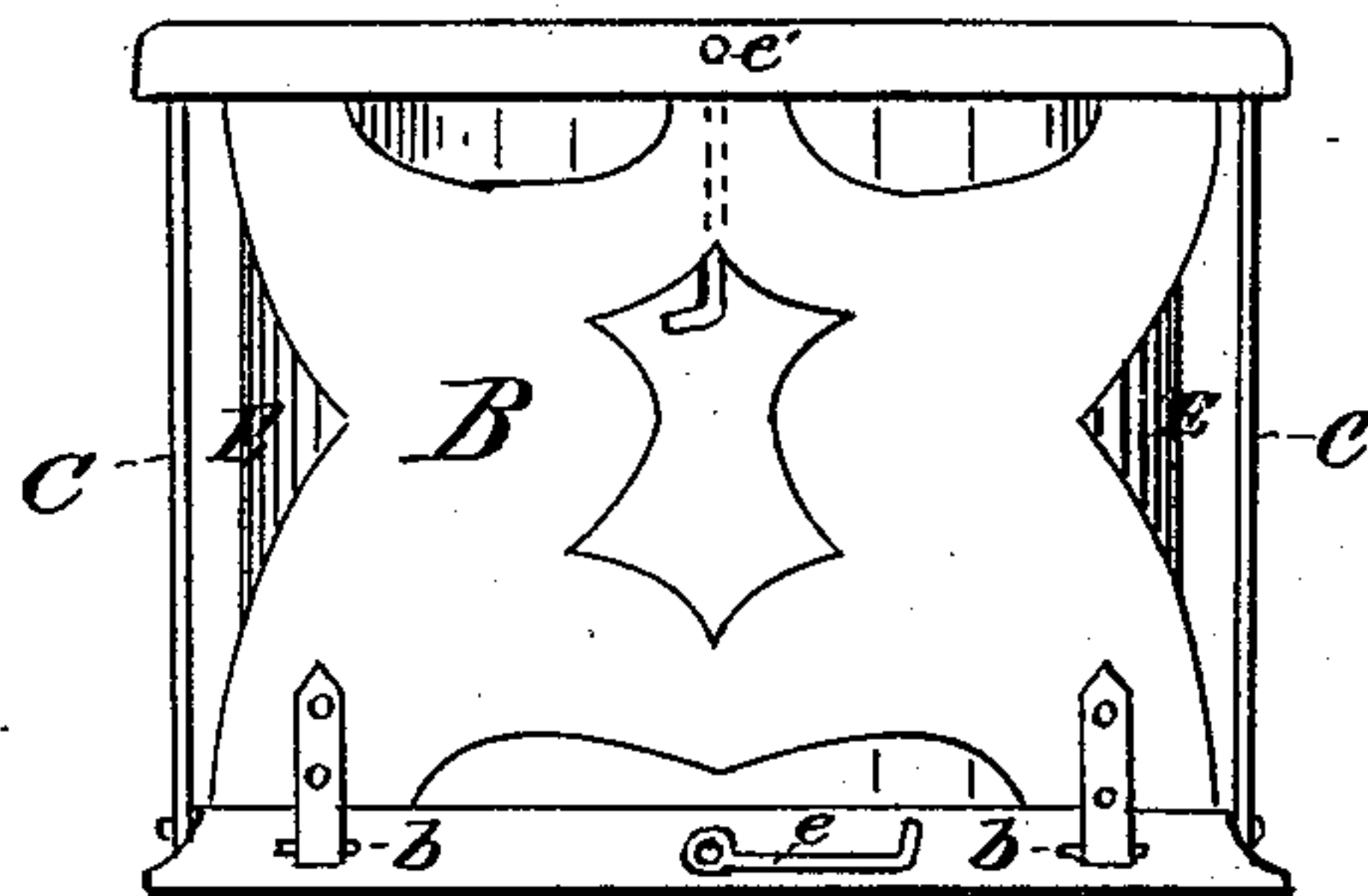


Fig 3



WITNESSES:

J. Mason Goszler
James S. Birchlin

INVENTOR.

Ephraim Chamberlain
By J. S. Mogg

ATTORNEY.

UNITED STATES PATENT OFFICE.

EPHRAIM CHAMBERLAIN, OF WEYMOUTH, MASSACHUSETTS.

IMPROVEMENT IN BATH-TUBS.

Specification forming part of Letters Patent No. 164,423, dated June 15, 1875; application filed May 12, 1875.

To all whom it may concern:

Be it known that I, EPHRAIM CHAMBERLAIN, of Weymouth, in the county of Norfolk, and State of Massachusetts, have invented a new and useful Improvement for an Apparatus for Bathing Purposes; and I do hereby declare that the following is a full, clear, and exact description of the same, reference being had to the accompanying drawings, which form a part of this specification.

The object of this invention is to construct an apparatus large enough for bathing purposes, and made in such a manner that it can be folded in a small space for transportation, or put aside for further use after the operation of bathing is dispensed with, constituting thereby a portable bath-tub. And it consists in the construction and operation, as will be fully hereinafter described.

In the drawings, Fig. 1 is an isometrical view of bath-tub when open and ready for use. Fig. 2 is a side elevation when the same is closed or packed together. Fig. 3 is an end elevation of Fig. 1.

A is the base upon which the tub rests, and is made of wood or other suitable material. A' is the upper frame-work, constructed on its inner side, to conform to the shape of the tub. B B are two supporting ends hinged to the base A at *b b*, so as to permit them being doubled entirely under the bottom, as shown in Fig. 2. C C are two auxiliary supports pivoted on the side and middle of base A at *c*. When the tub is intended to be open, the several supports—viz: B B and C C—are opened out and up and placed in their respective supporting positions under the upper rigid frame-work A'. D is a flange upon the upper side of base A, to which the tub is attached at its

bottom or lower end. E is the rubber canvas or water-tight material, of any kind that will permit of its being folded without destroying its utility, the upper part of which is attached to frame-work A', and upon its being forced upright forms the tub. *e* is a small hook pivoted on the end of base A to catch hold of pin *e'* in the end of the upper frame-work A', when the two parts A and A' are brought together, and serves to hold the two parts A and A' securely together when the tub is in position, folded for transportation or otherwise. *d* are knobs or feet on the under side of bottom of tub or base A, which bottom is provided with a metallic outlet for the water. The bottom of the tub proper, on the inside, is lined with a coating of rubber or a flooring of zinc, as in ordinary bath-tubs, but I prefer the rubber coating.

I am aware of the patents of John C. Clapp, October 22, 1867, No. 69,968, and John P. Rider, July 6, 1869, No. 92,364, and disclaim them.

Having thus described my invention, what I claim, and desire to secure by Letters Patent, is—

1. In combination with flexible waterproof bath-tub E, base A, upper frame-work A', flange D, attached in the form and manner substantially as described.

2. In combination with bath E, supporting-ends B B, auxiliary supports C C, hook *e*, pin *e'*, knobs *d*, constructed and arranged substantially in the form and manner and for the purposes described.

EPHRAIM CHAMBERLAIN.

Witnesses:

G. W. WHITE, Jr.,
LILLIAN GREENE.