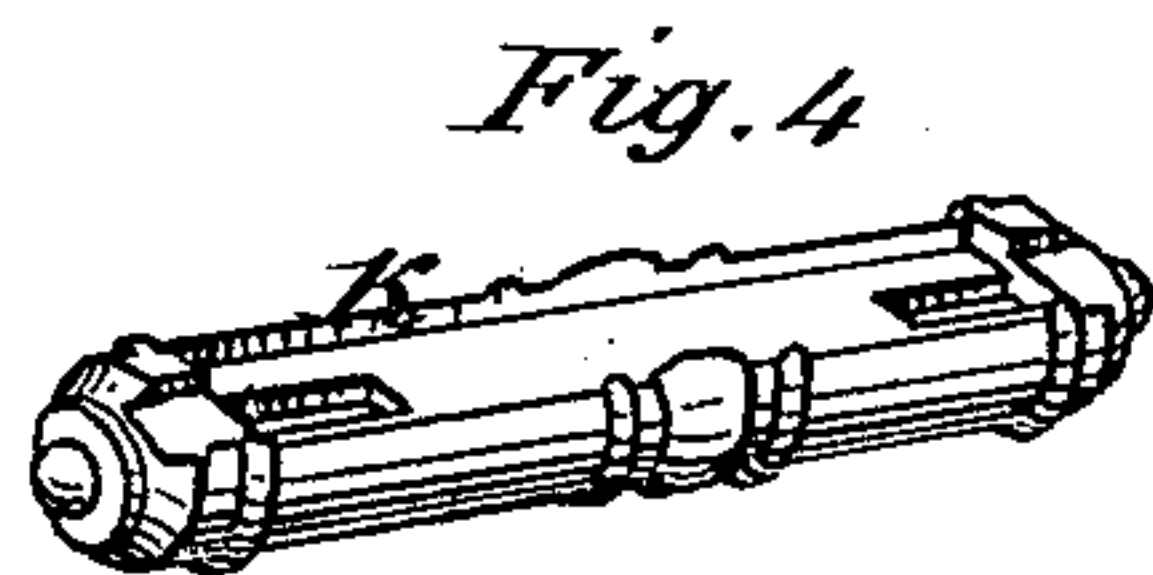

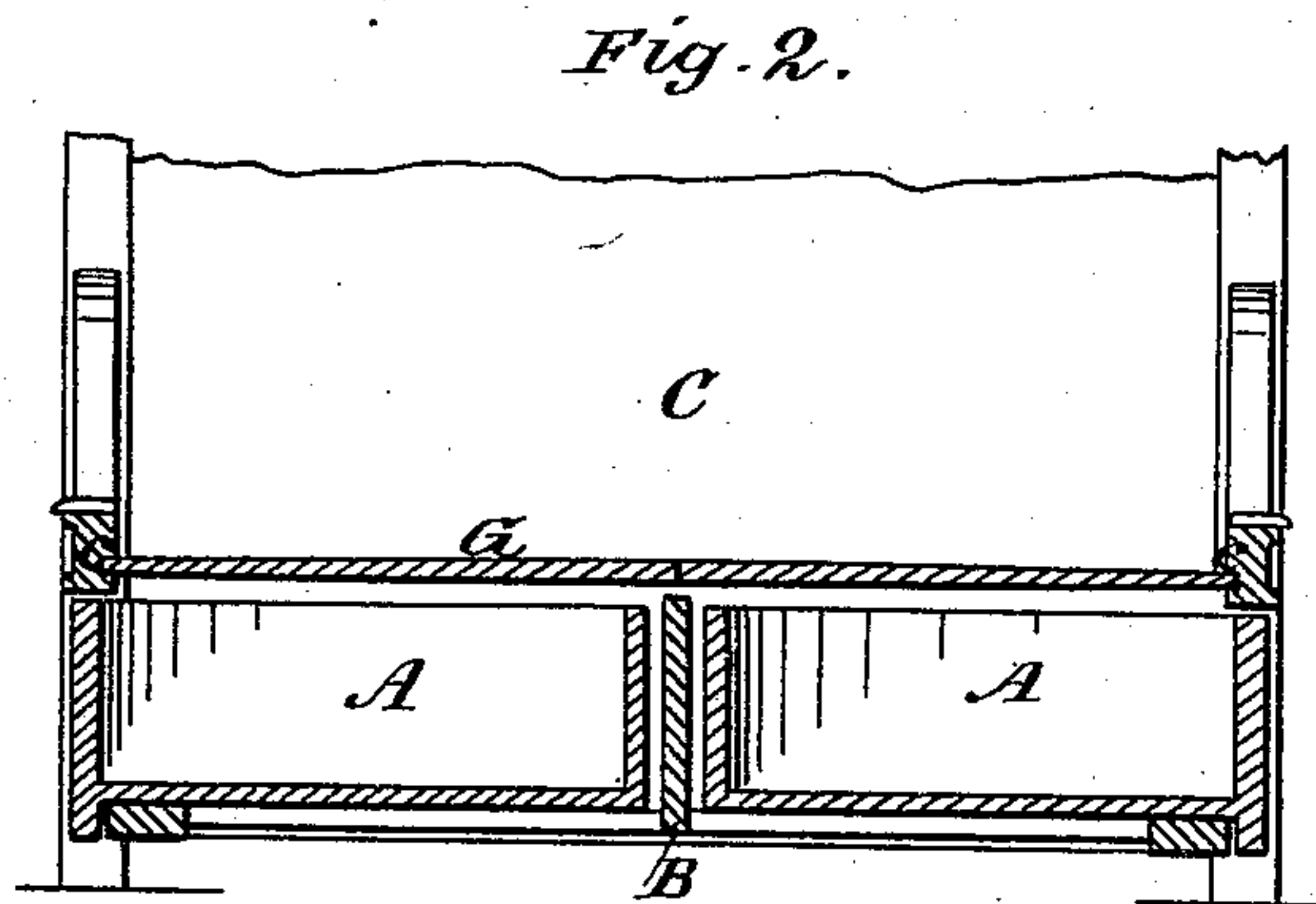
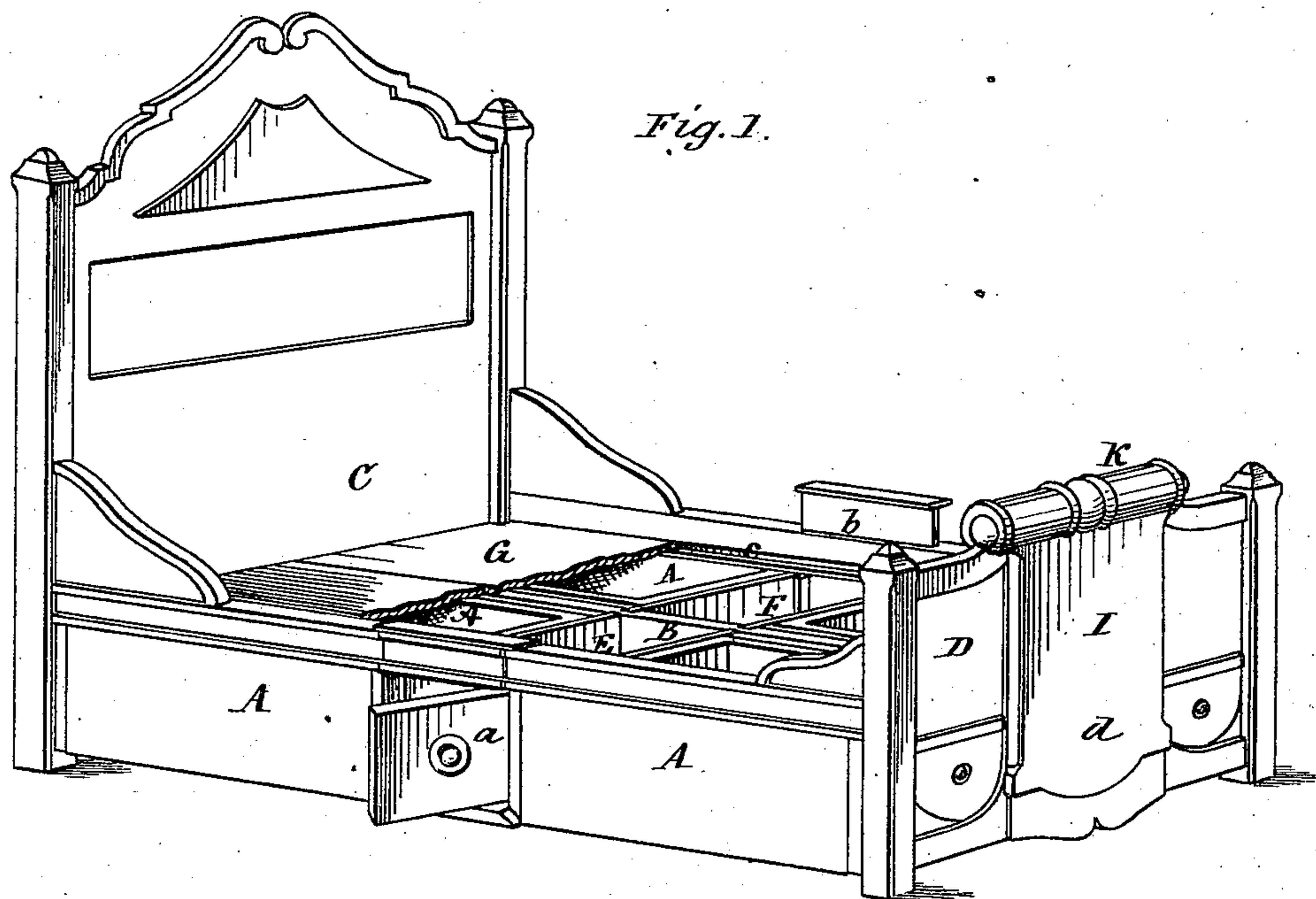


JULIA B. FRENCH.
Bedstead.

No. 164,290.

Patented June 8, 1875.



Witnesses
E. W. A. Sick
J. B. Wildman

Inventor:
Julia B. French
by attys. Pollock & Bailey

UNITED STATES PATENT OFFICE.

JULIA B. FRENCH, OF BOSTON, MASSACHUSETTS.

IMPROVEMENT IN BEDSTEADS.

Specification forming part of Letters Patent No. 164,290, dated June 8, 1875; application filed May 3, 1875.

To all whom it may concern:

Be it known that I, JULIA B. FRENCH, of Boston, Massachusetts, have invented certain new and useful Improvements in Bedsteads, of which the following is a specification:

My present improvements have special relation to the bedstead shown and described in my Letters Patent No. 152,357, dated June 23, 1874, although they are in part adapted to bedsteads in general. They can best be understood and explained by reference to the accompanying drawing, in which—

Figure 1 is a perspective view of my improved bedstead. Fig. 2 is a transverse vertical section. Fig. 3 is a view of the foot-board detached. Fig. 4 is a view of the removable cap which covers the hinge of the sectional mirror.

The laterally-opening drawers are shown at A. B is the longitudinal center brace, which, in this instance, is a board, which is placed with one of its longer edges uppermost and extends between and is fastened to the head and foot boards C D. The center compartments are shown at E F. One or both may be either closed at the sides and accessible only from the top, as described in my said Letters Patent, or they may have doors to open on the side of the bed, the door being either hinged as at *a* or sliding in guides as at *b*. When thus arranged, the compartments may serve various useful purposes. One, for instance, may serve as a commode, the other as a shoe-closet.

It will be understood, however, that these center compartments may be dispensed with if desired, in which case the whole of the space under the bed can be occupied by the drawers.

G is the cover for the drawers, which also serves as a support for the mattress, bedding, or bed proper. In order to make this cover perfectly tight, I fit its lateral edges in horizontal grooves *c*, formed one in the inner face of each side rail. In this way a tight joint, which will exclude dust and dirt from the drawers below, is formed at the junction of the side rails and cover. The cover may be made up of sections, either extending longitudinally of the bed, as shown in the drawing, or transversely of the bed, where this arrangement is preferred. In either case, however,

the sections are readily fitted in place. When the bed is put up the sections are put in place after one side rail is in position, and then after that the second and opposite side rail is put up, the lateral edges of the sections entering the groove in the rail as the latter is set in place.

It is my object to combine with the bed devices by which a dressing-glass or mirror will be available for use whenever desired, said devices forming a permanent part of the structure. It is also my design to so construct and arrange them that when not in use they may be folded up, so as not to appear other than a mere ornamental appendage or part of the bedstead. To this end I mount on the external face of the foot-board a mirror, H, which is surrounded on the sides and bottoms by an ornamental molding or frame, as shown. This mirror extends up as far as the top of the foot-board, and has a light wooden head along its top edge to protect the same. To the top of the foot-board is hinged, on horizontal hinges, another mirror, I, in such a way, as shown, that this mirror will, when turned down on its hinges, lie face to face and flat against the lower mirror H. The upper mirror is furnished on its sides and top with an ornamental molding or frame, which, when the mirror is turned up to an upright position, will form a prolongation or continuation of the framing of the lower mirror, as seen in Fig. 3, the two mirrors in this position constituting a single mirror or dressing-glass. The back of the upper mirror is protected by an ornamental shield or cover, *d*, which, when the upper mirror is turned down, appears to be simply a panel on the foot-board. With the sectional dressing-glass thus arranged and the foot-board is combined a removable cap, K, of suitable shape or formation, which, on its under side, is recessed so as to fit down over the ends of the sections H I and the top of the adjoining foot-board, and this holds the two sections together and conceals the hinge-joint by which they are united. The piece can be taken off whenever the mirror is to be used.

In order to hold the upper mirror in its upright position spring-catches or other suitable devices can be employed, as will be readily understood without further explanation. And

latching devices can also be employed to hold the upper section against the other when it is dropped or turned down on its hinges.

Drawers also may be provided on each side of the mirror, so as to render the whole arrangement complete for toilet purposes. In this case a portion of the space occupied by the laterally-opening drawers A will be used, the drawers next to the foot-board being shortened, so as to leave a space between them and the foot-board to accommodate drawers arranged to draw out from the foot-board on one or both sides of the dressing-glass.

In this way, without increasing the size of the bedstead in the least, it will be seen that I combine in it three or four articles of furniture, and this without making any noticeable change in the form, shape, or proportion of the bedstead. In some classes of bedsteads, which have, for instance, a low head-board, the sectional mirror might be mounted on the head-board, but in most cases the foot-board is preferable for the purpose.

Having now described my invention, and

the manner in which the same is or may be carried into effect, what I claim, and desire to secure by Letters Patent, is—

1. The combination, substantially as described, of drawers beneath the bed-bottom, grooved side rails, and a sectional bed-bottom, whose sections constitute a cover for the drawers, and enter the grooves in the side rails, substantially as shown and set forth.

2. The combination, with the foot-board, of the sectional mirror, having its upper section hinged and arranged with relation to the foot-board and the lower section, substantially as and for the purposes set forth.

3. The foot-board and hinged sectional mirror, in combination with a removable cap, substantially as and for the purposes set forth.

In testimony whereof I have hereunto signed my name this 14th day of January, A. D. 1875.

JULIA B. FRENCH.

Witnesses:

EWELL A. DICK,
A. C. BRADLEY.