

A. A. PETERSON.  
Cooking-Stove Ventilator.

No. 164,206.

Patented June 8, 1875.

Fig. 1.

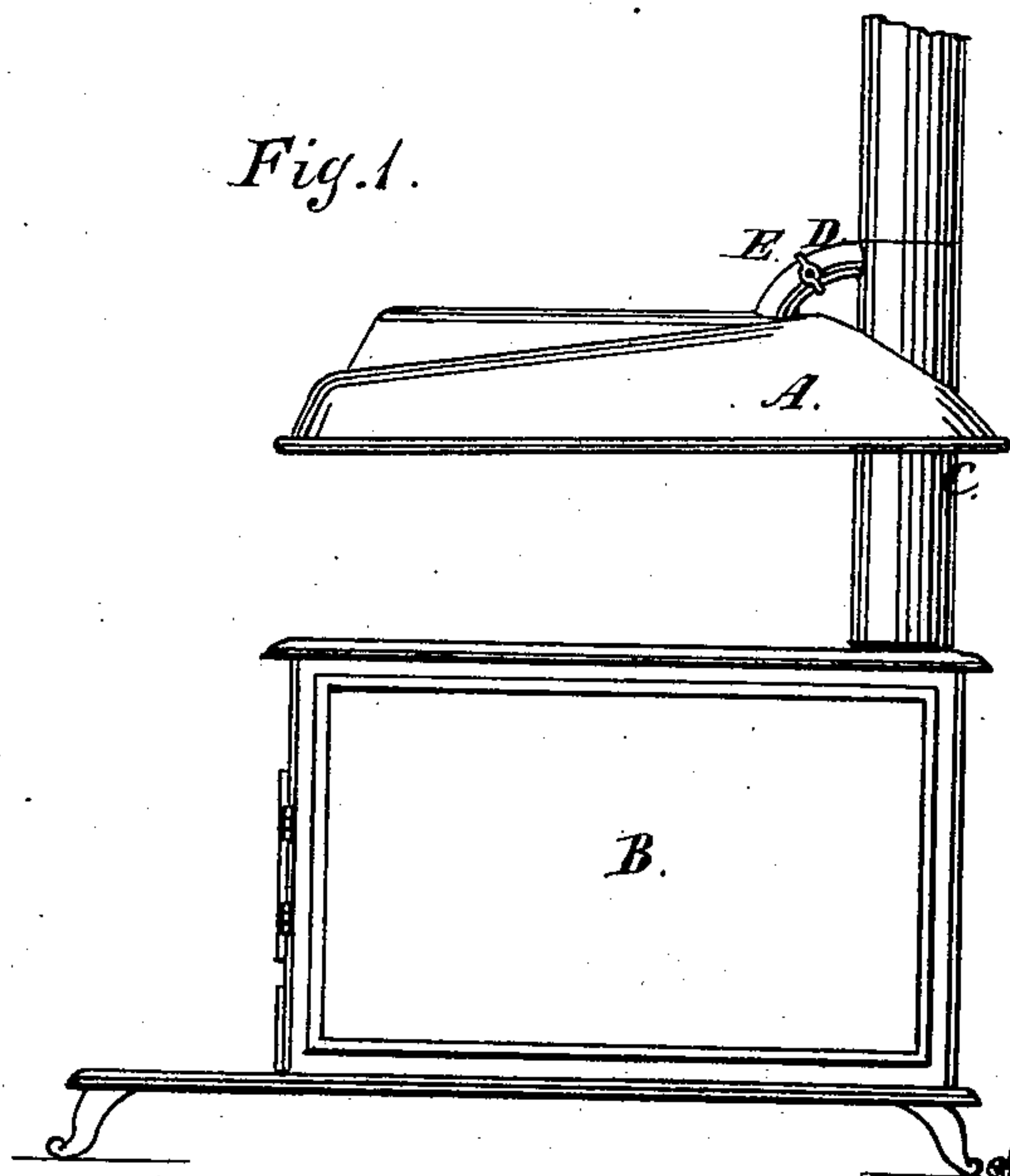


Fig. 2.

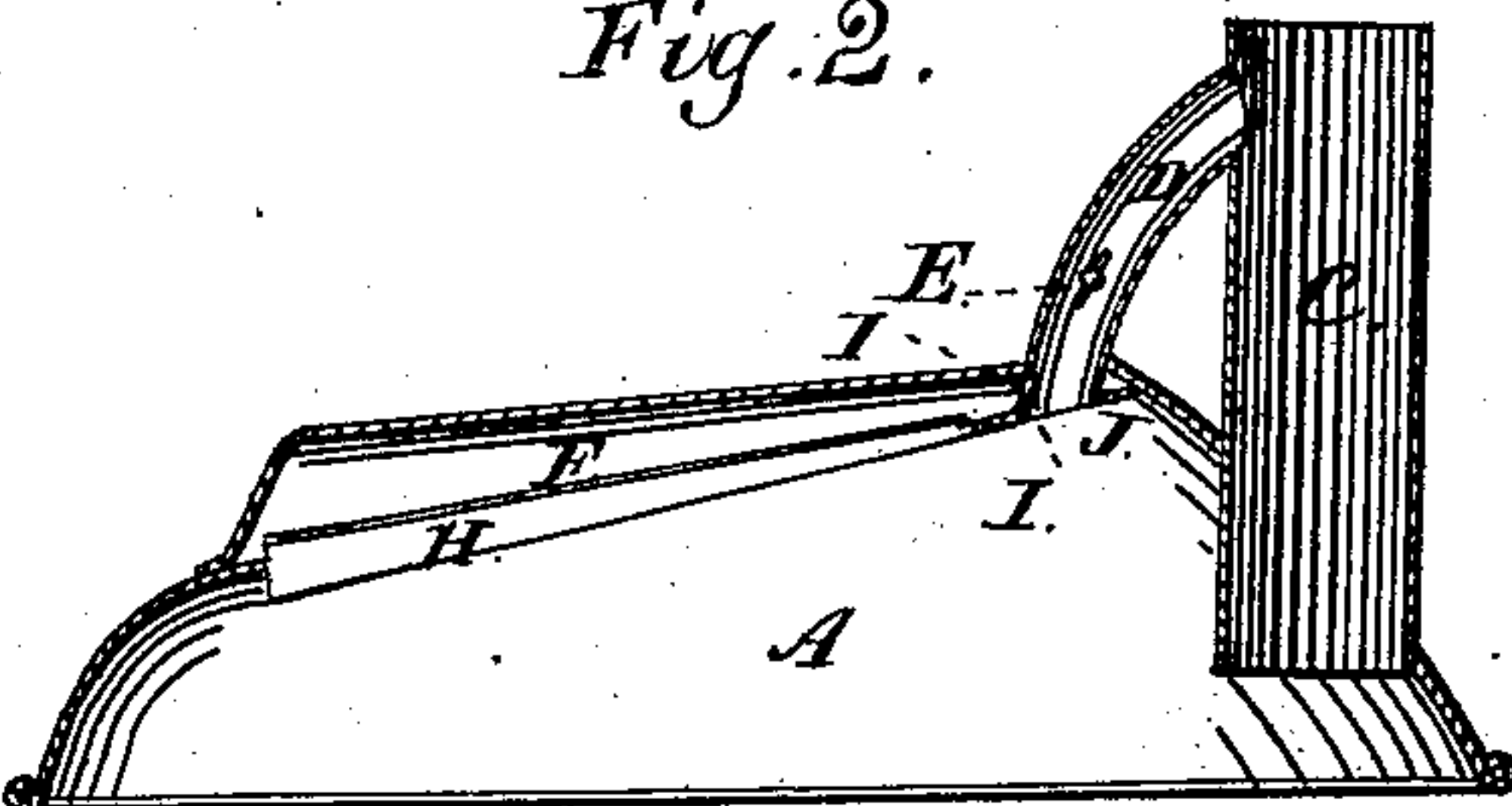
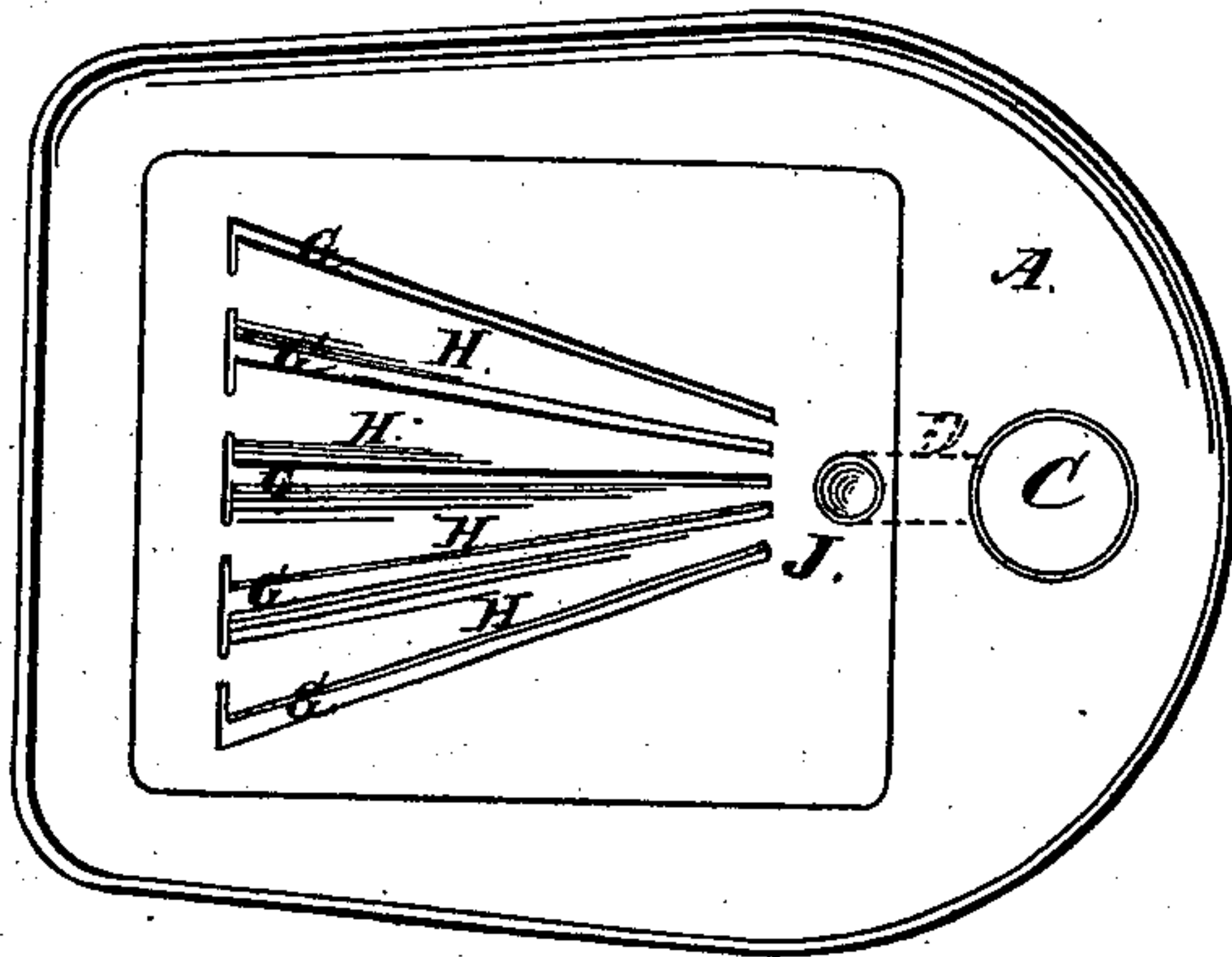


Fig. 3.



Witnesses:  
L. A. Bunting.  
Henrich L. Pruns.

Inventor:  
Andrew A. Peterson

# UNITED STATES PATENT OFFICE.

ANDREW A. PETERSON, OF CHICAGO, ILLINOIS, ASSIGNOR OF ONE-HALF  
HIS RIGHT TO NELS J. NELSON, OF SAME PLACE.

## IMPROVEMENT IN COOKING-STOVE VENTILATORS.

Specification forming part of Letters Patent No. **164,206**, dated June 8, 1875; application filed  
March 23, 1875.

*To all whom it may concern:*

Be it known that I, ANDREW A. PETERSON, of Chicago, in the county of Cook and State of Illinois, have invented a Cooking-Stove Ventilator, of which the following is a specification, reference being had to the accompanying drawings, which form a part thereof.

The object of my invention is to collect all the steam and smoke arising from the articles being cooked upon the stove, and conducted into the stove-pipe to be carried up the chimney, instead of allowing it to pass into the room and become obnoxious and offensive to the occupants thereof.

My invention consists of the large funnel-shaped gatherer A, provided with the smoke and steam passages for conducting the smoke and steam into the stove-pipe.

In the accompanying drawings, Figure 1 represents my invention as applied to the stove-pipe of a cooking-stove. Fig. 2 is a vertical sectional view of my invention with the joint of the stove-pipe to which it is attached. Fig. 3 represents a view of the under side of my invention.

A represents a funnel-shaped smoke-gatherer. B represents a cooking-stove. C represents the stove-pipe to which the smoke-gatherer is attached. D is a small pipe extending from the top of the smoke-gatherer into the stove-pipe C. E is a damper in this small pipe, for opening and closing the same.

F is a shallow chamber in the top of the smoke-gatherer A, and G are openings into this chamber between inclined slats H. These slats take opposite inclinations. There is an opening from the chamber F into the small pipe D at I, and the pipe also opens into the smoke and steam gatherer at J. The draft of the stove-pipe draws the steam and smoke arising from the cooking utensils on the stove through the pipe D. Some of this steam and smoke is gathered direct through the opening J, and some of it passes through the chamber F into the pipe D. These inclined slats H are for the purpose of more effectually gathering and confining the smoke and steam and retaining it in the chamber F.

My apparatus is attached to the pipe C in any substantial manner, in such a position as to be at a suitable distance above the cooking-stove, to gather the steam and smoke and obnoxious odors arising from the articles being cooked upon the stove.

I claim—

The combination of the steam and smoke gatherer A and the pipe D with the stove-pipe C, substantially as and for the purpose specified.

ANDREW A. PETERSON.

Witnesses:

HEINRICH F. BRUNS,  
L. A. BUNTING.