

S. W. BABBITT.
Sirup Pitcher.

No. 164,128.

Patented June 8, 1875.

Fig. 1.

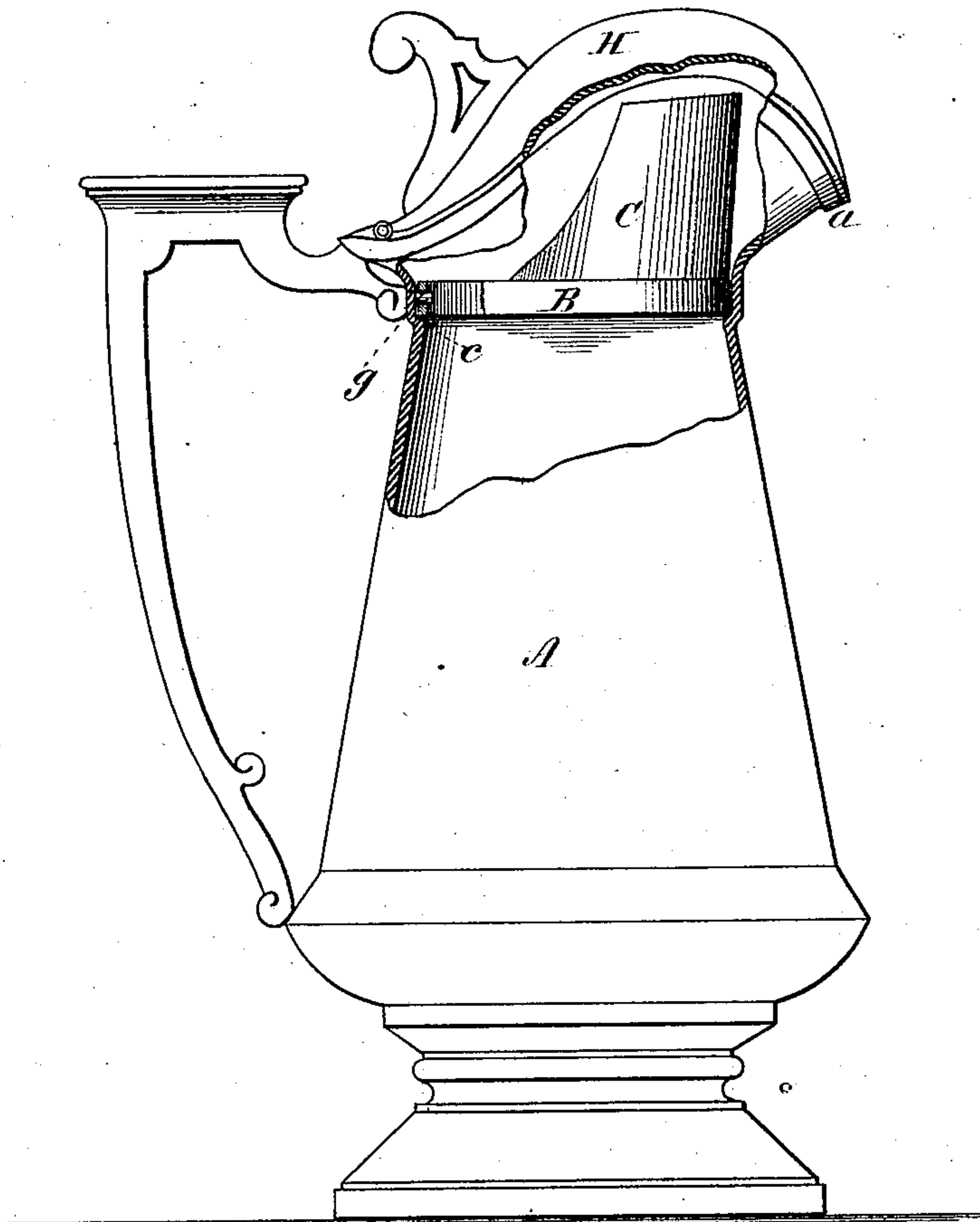


Fig. 2.

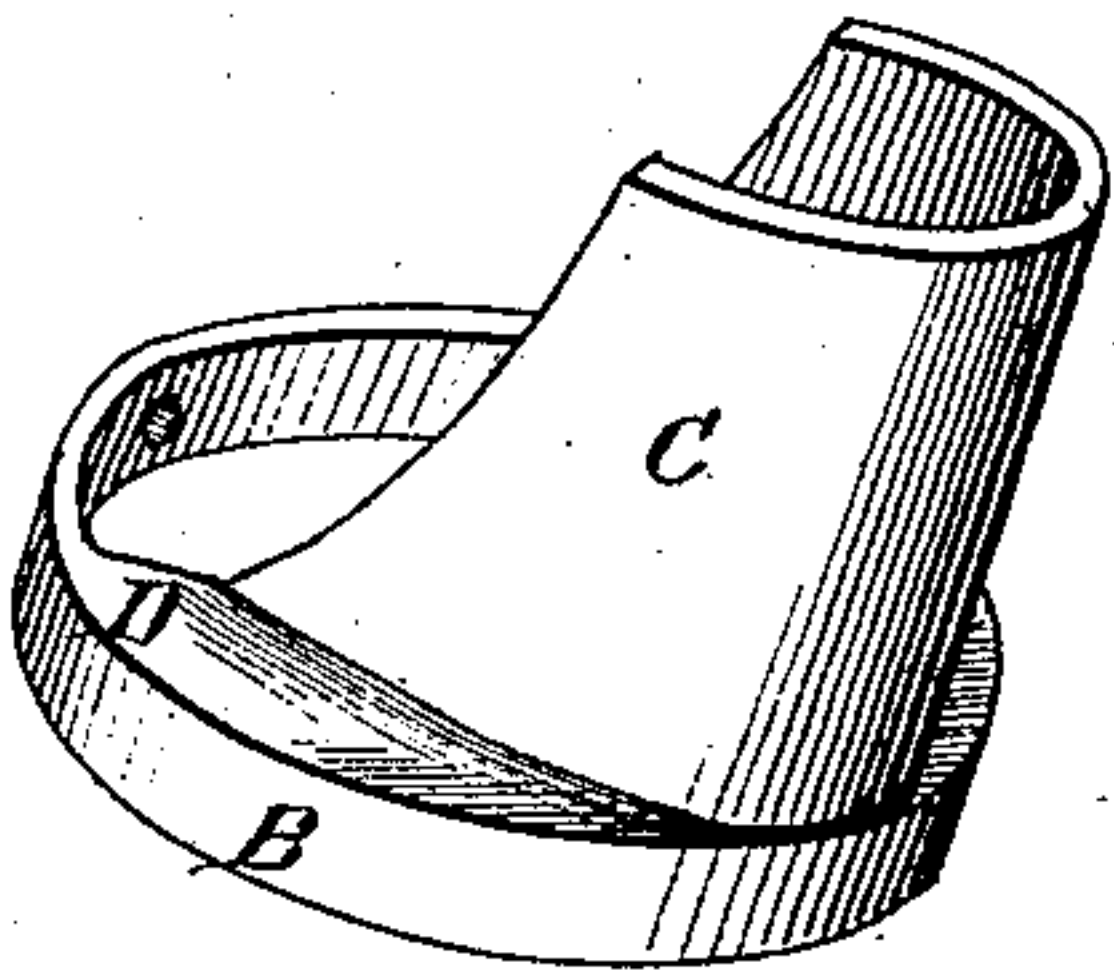


Fig. 3.

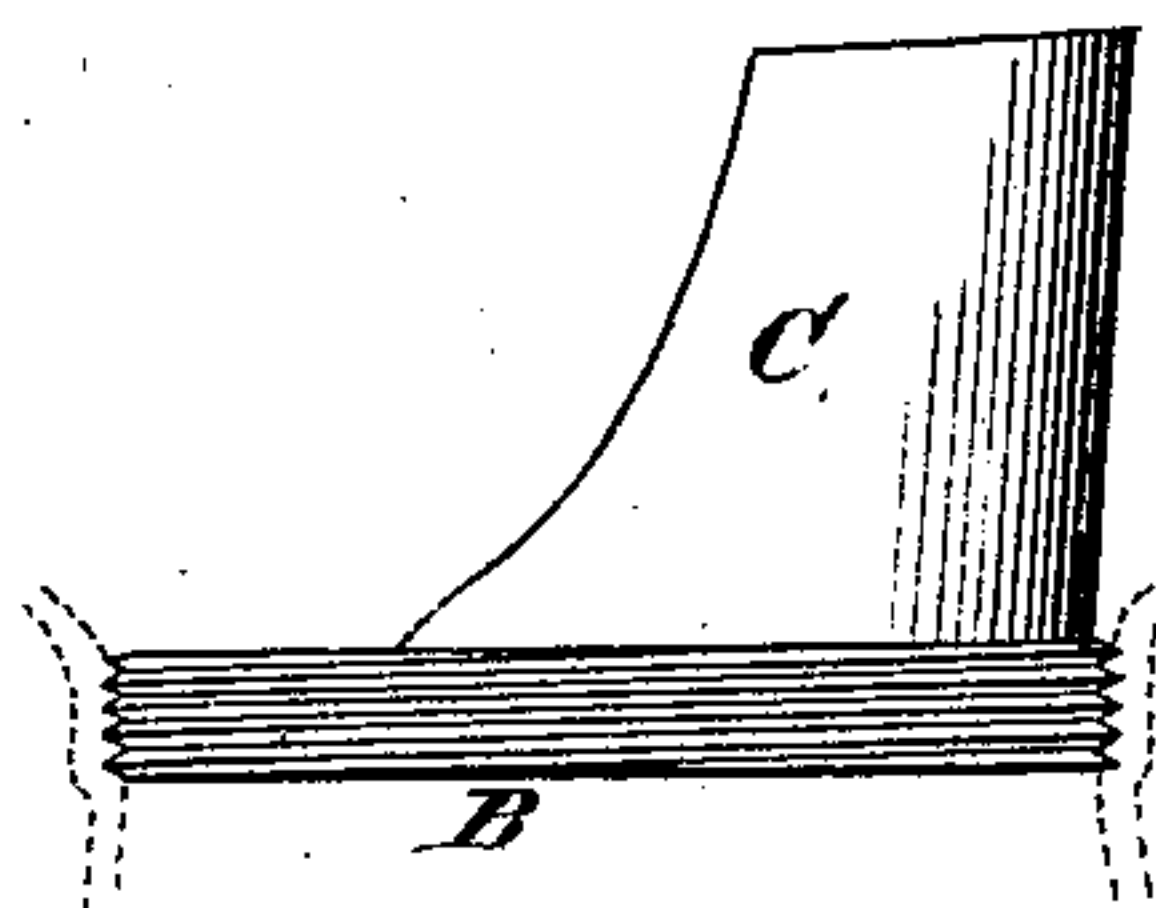
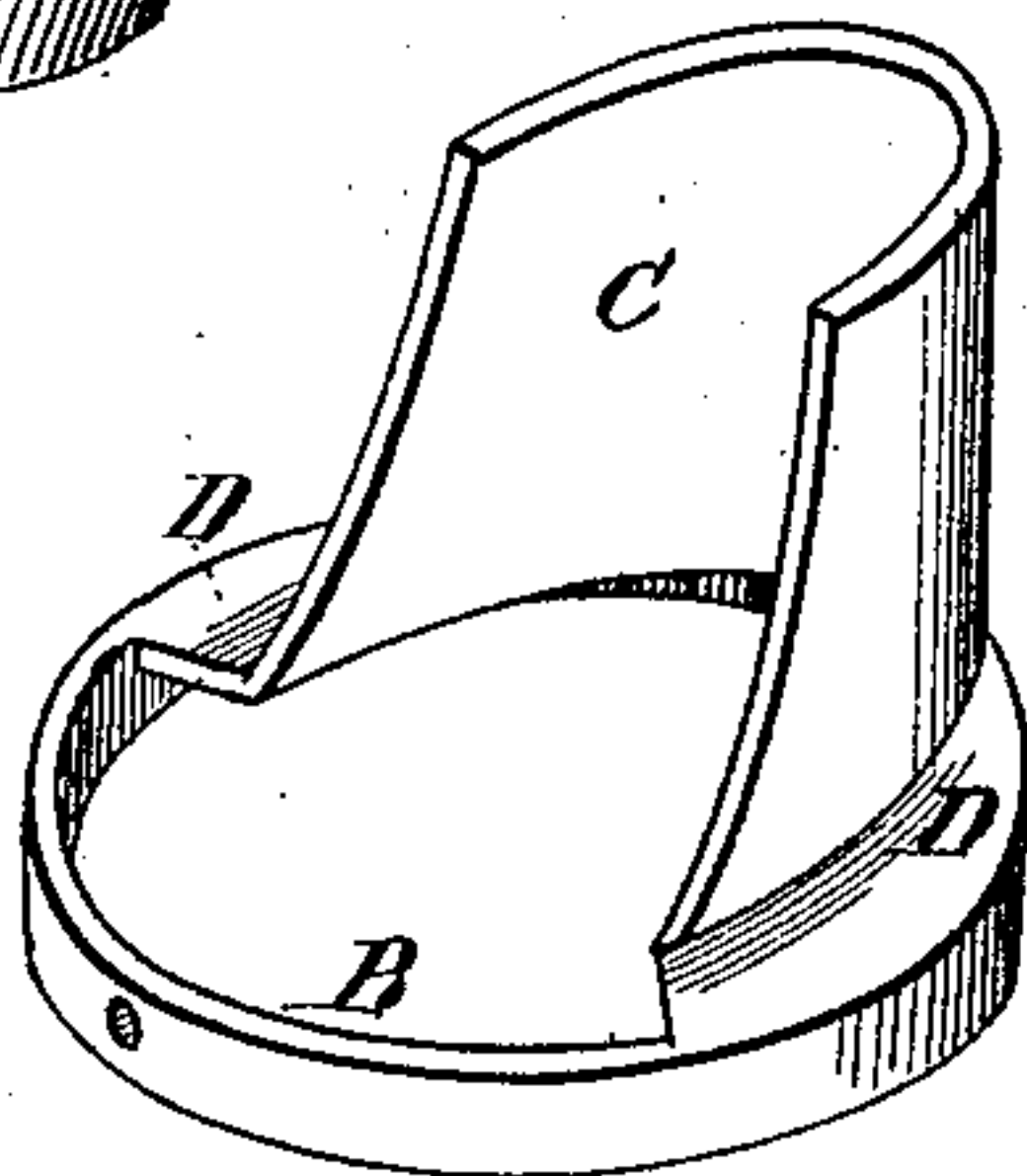


Fig. 4.



Witnesses:

A. H. Norris.
H. S. Ournall

S. W. Babbitt.
per James L. Norris,
Atty.

UNITED STATES PATENT OFFICE.

S. WILLIAM BABBITT, OF WEST MERIDEN, CONNECTICUT.

IMPROVEMENT IN SIRUP-PITCHERS.

Specification forming part of Letters Patent No. **164,128**, dated June 8, 1875; application filed May 14, 1874.

To all whom it may concern:

Be it known that I, S. WILLIAM BABBITT, of West Meriden, in the county of New Haven and State of Connecticut, have invented certain new and useful Improvements in Sirup-Pitcher, of which the following is a specification:

This invention relates to an improved supplemental spout, adapted to be secured within the mouth of an ordinary pitcher, for the purpose of arresting the drip after pouring from the pitcher, and conducting the same back again; and is principally designed for sirup or molasses pitchers, although it may be applied to all others.

This invention consists of a supplemental mouth or nozzle attached to a hoop or rim, having inclined horizontal flanges at each side, to collect and conduct the drip back to the pitcher, and adapted to set or rest within the mouth of a pitcher, being held therein by means of friction or suitable fastening devices, as hereinafter more fully set forth.

In the drawings, Figure 1 represents partly a side elevation and partly a section of a pitcher with the improved supplemental nozzle or spout attached. Fig. 2 is a perspective view of the supplemental discharge-spout. Fig. 3 is a side view of a modification of the spout, and Fig. 4 a rear view of Fig. 2.

The letter C represents the supplemental spout, forming part of a hoop or ring, B, provided at each side with a flange, D, which is inclined rearward and downward, forming conducting-channels on each side of the spout, leading into the opening or mouth of the ring B. A represents an ordinary sirup-pitcher, provided with a cover, H, as usual. The ring B is adapted to set in the mouth or upper part of the neck of said pitcher, being held therein

by friction, or by means of a fastening-pin, *g*, set in the neck of the pitcher, which projects into an aperture in the ring B, or by means of an external screw formed on said ring, which engages corresponding threads in the neck of the pitcher. This last-mentioned method of fastening is particularly designed for use with the ordinary pewter or other metallic pitchers, upon which the screw-thread may be readily and conveniently formed. The spout, being removable, does not interfere with the washing and cleaning of the pitcher.

The supplemental spout forms the discharge-spout of the pitcher, and all drip runs down its sides into the space E, between the permanent and supplemental spouts, and is conveyed back to the pitcher by means of the inclined flanges D D.

I am aware that supplemental spouts, both permanent and removable, have heretofore been employed to conduct back the drip to the pitcher; but all such have been used with pitchers peculiarly formed and adapted to the purpose.

Having thus described my invention, what I claim, and desire to secure by Letters Patent, is—

A supplemental spout consisting of the ring B, inclined passages D, and nozzle C, the whole adapted to be set in the mouth of a pitcher and held therein or removed therefrom, substantially as described.

In testimony that I claim the foregoing I have hereunto set my hand this 8th day of May, 1874.

S. WM. BABBITT.

Witnesses:

ERWIN D. HALL,
JOHN H. BARIO.