

W. H. ROBY.  
Glass Picture-Frame.

No. 164,103.

Patented June 8, 1875.

Fig. 1.

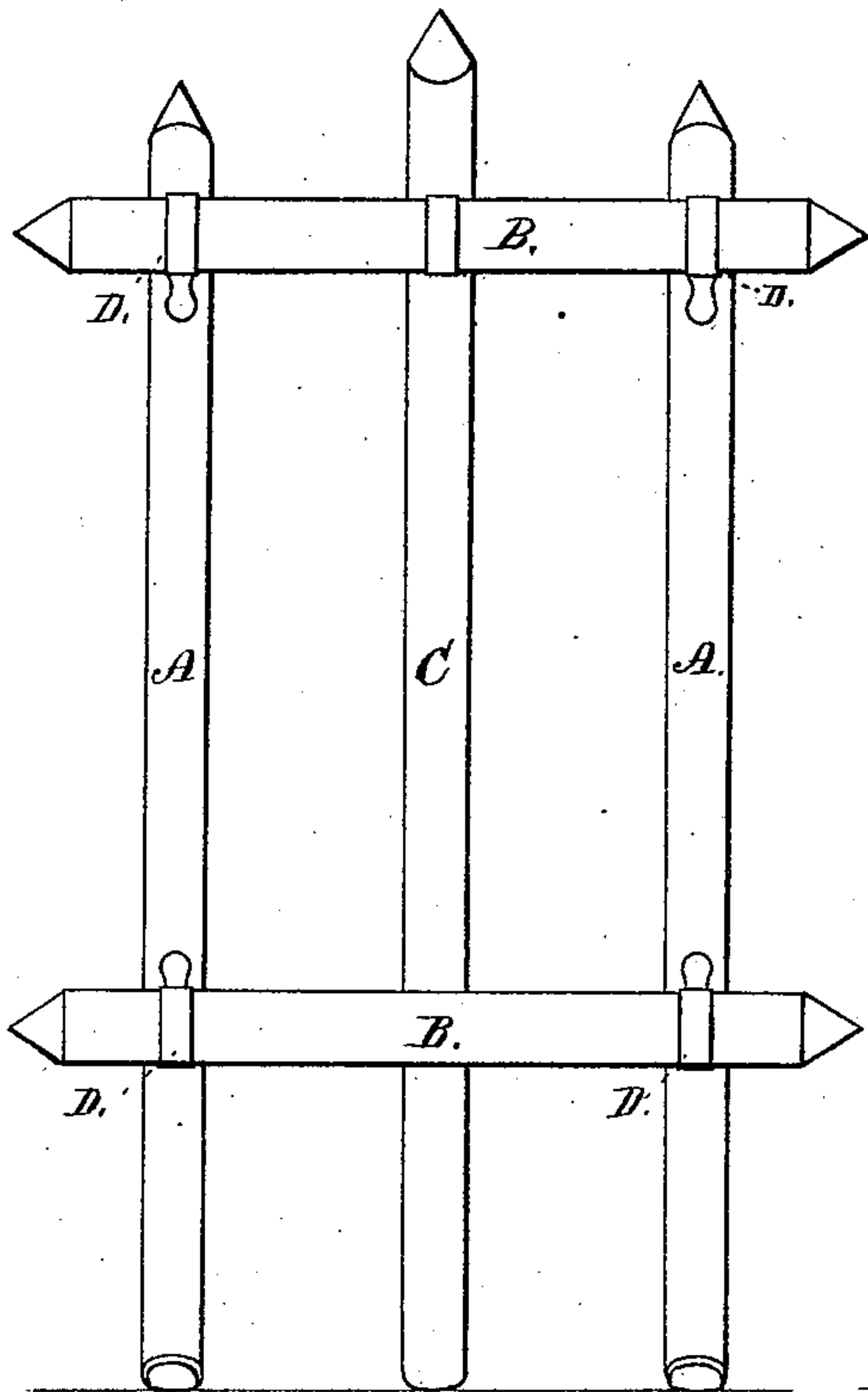


Fig. 2.

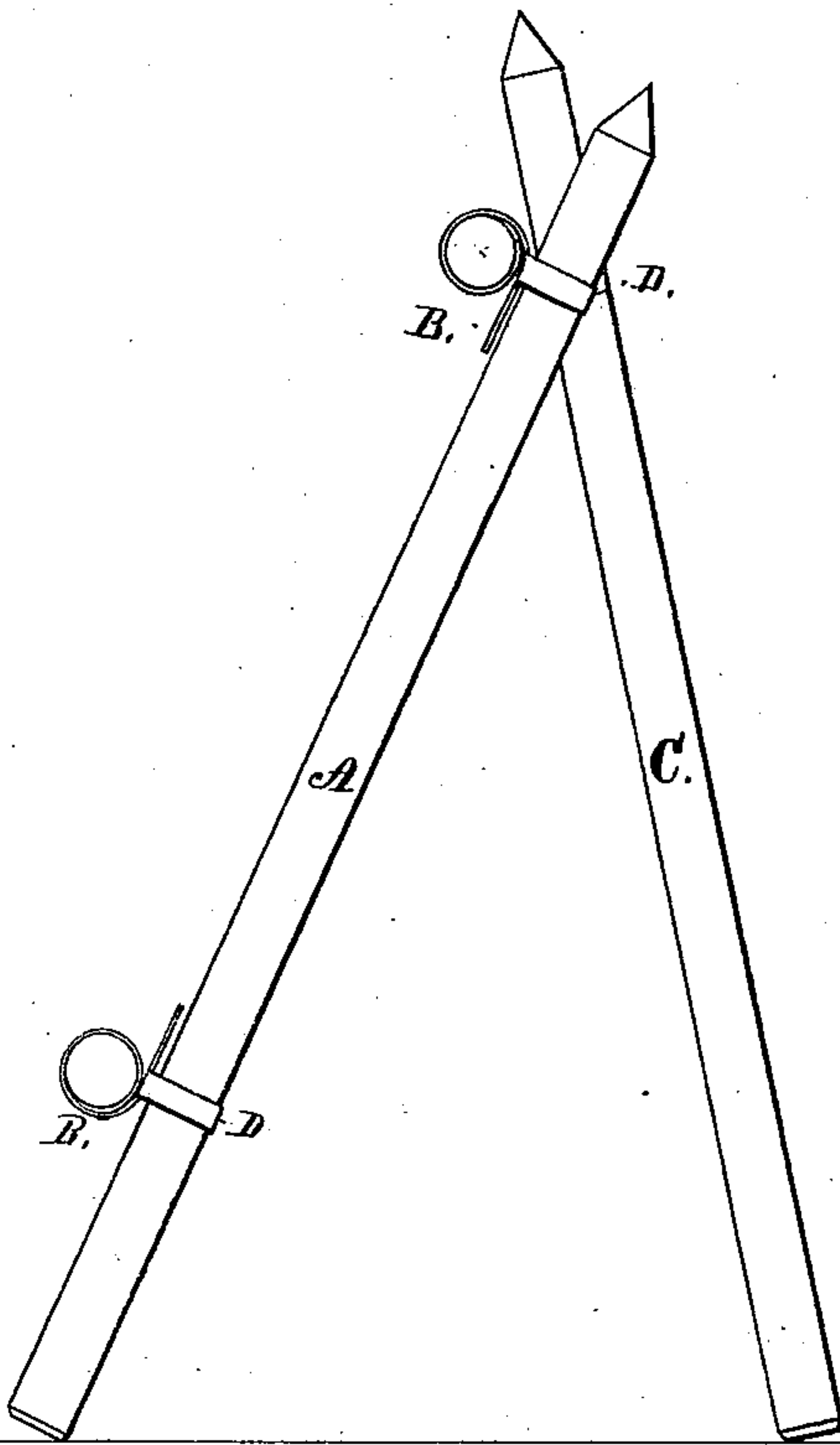


Fig. 4

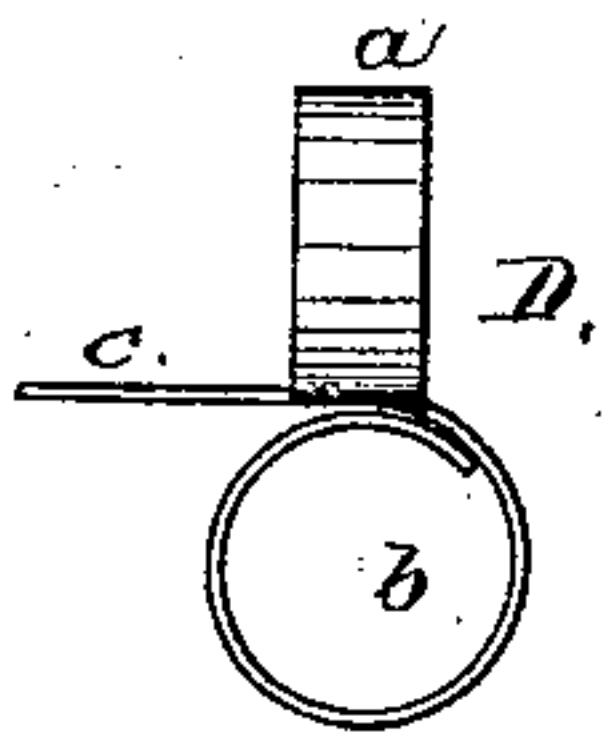
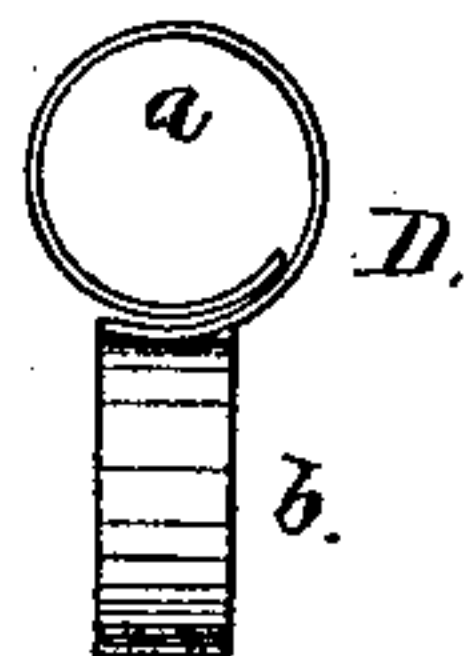


Fig. 3,



Witnesses.

Geo Gray  
E. L. Hale.

Wm. H. Roby

by his attorney.

J. P. Hale

# UNITED STATES PATENT OFFICE.

WILLIAM H. ROBY, OF EAST CAMBRIDGE, MASSACHUSETTS.

## IMPROVEMENT IN GLASS PICTURE-FRAMES.

Specification forming part of Letters Patent No. **164,103**, dated June 8, 1875; application filed April 7, 1875.

*To all whom it may concern:*

Be it known that I, WILLIAM H. ROBY, of East Cambridge, in the county of Middlesex and State of Massachusetts, have invented a new and useful Improvement in Glass Picture-Frames; and I do hereby declare that the following is a full, clear, and exact description thereof, which will enable others skilled in the art to which it pertains to make and use the same, reference being had to the accompanying drawing, and to the letters of reference marked thereon, which form a part of this specification.

In the said drawing, Figure 1 is a front and Fig. 2 a side elevation of a picture-frame constructed in accordance with my invention. Fig. 3 is a top view, and Fig. 4 a side view, of one of the duplex metallic connectors or clasps.

My invention relates to an improvement in the construction of picture-frames or stands for supporting pictures; and consists in forming the bars of the frame of glass, and connecting the same by means of metallic clasps, as hereinafter referred to and claimed.

My invention is designed for that class of picture-frames which are to be supported or rest upon a table, shelf, or bracket.

In the said drawing, A A denote the side bars; B B, the cross-bars, and C the supporting bar or brace. These bars are composed of glass, and may be either hollow or solid, as may be preferred. The upper ends of the bars A A I prefer to make of a conical shape, and to form each end of the cross-bars B B of a corresponding conical shape. The external surface of these bars may be either plane or ornamented, as fancy may dictate. The bars A A and B B form a rectangular frame, and are connected by four peculiar-shaped duplex clasps, D, having the arms *a b c*, the former being coiled or bent around one of the side bars A, having an annular groove formed

therein for its reception. The part *b* is in like manner coiled around one of the bars B, and in a corresponding groove formed transversely around it, while the arm *c* extends longitudinally of the frame, and is bent downward, so as to impinge against one of the bars A, and thereby form a spring-clamp to hold a picture when placed between the series of clasps and the bars A A of the frame. The brace-bar C is connected at the central part of the upper cross-bar by a similar device, with the exception that it has no arm *c* to connect with a picture. The lower end of the bar C is unconfined, so as to enable it to be moved either outward or inward, as may be desirable, to give any desired inclination to the frame or picture.

In using my improved device the lower ends of the bars A A and C are to be placed upon a table, shelf, or other flat surface, when by moving the lower part of the bar C either outward or inward any desirable angle may be given to the frame or picture affixed thereto. I would remark that the clasps are to be bent into shape and tempered before being applied to the parts of the frame.

Having described my invention, what I claim is—

1. A picture-frame having its bars A A and B B formed of glass, and united by metallic clasps, substantially as shown and described.
2. A glass picture-frame, having its bars A A, B B, and C formed of glass and united by metallic clasps, substantially as shown and described.

In testimony that I claim the foregoing as my own invention I affix my signature in presence of two witnesses.

WM. H. ROBY.

Witnesses:

F. P. HALE,  
F. C. HALE.