

R. FRISBIE.
Toy Money-Box.

No. 164,083.

Patented June 8, 1875.

Fig. 1.




Fig. 2.

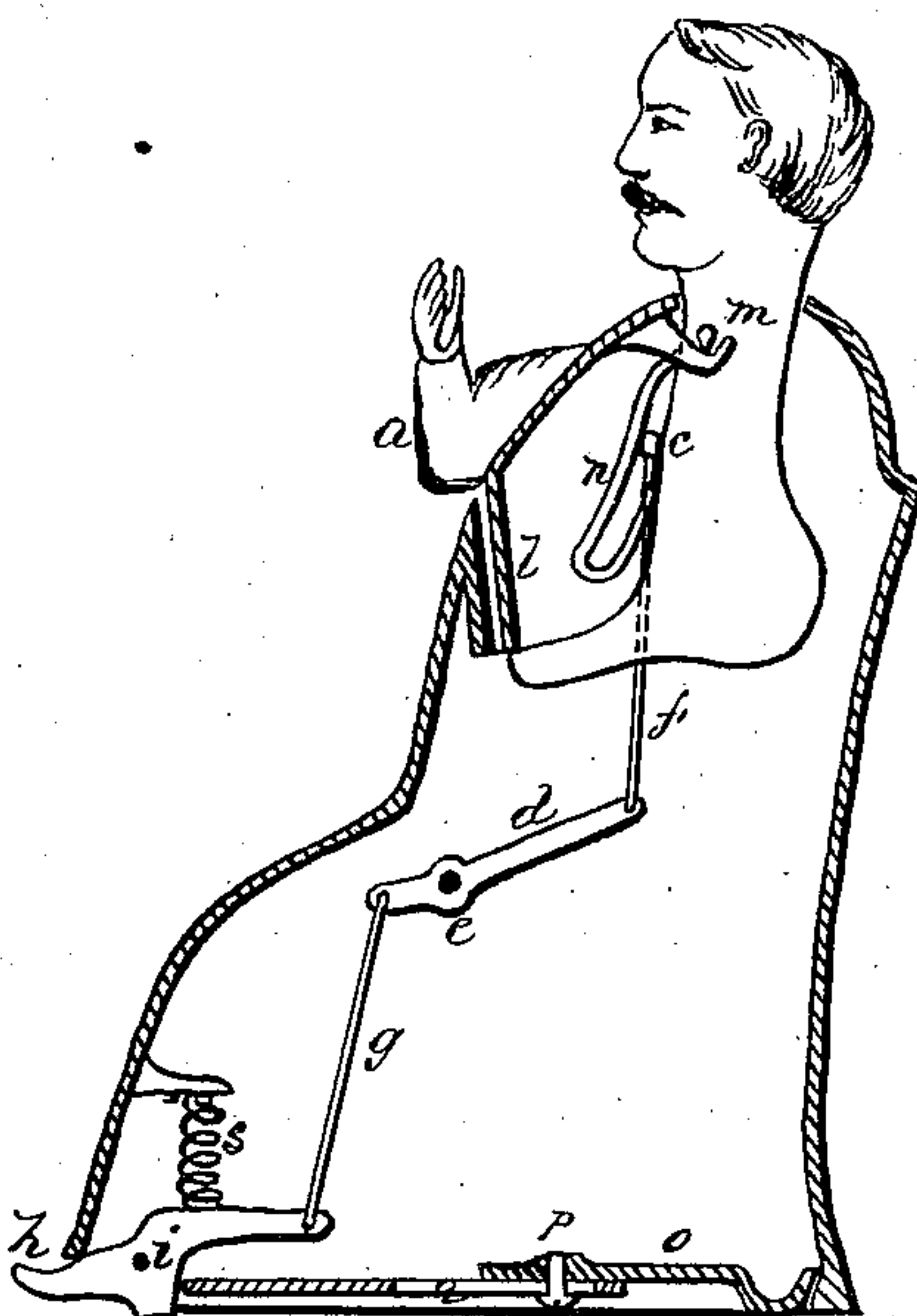
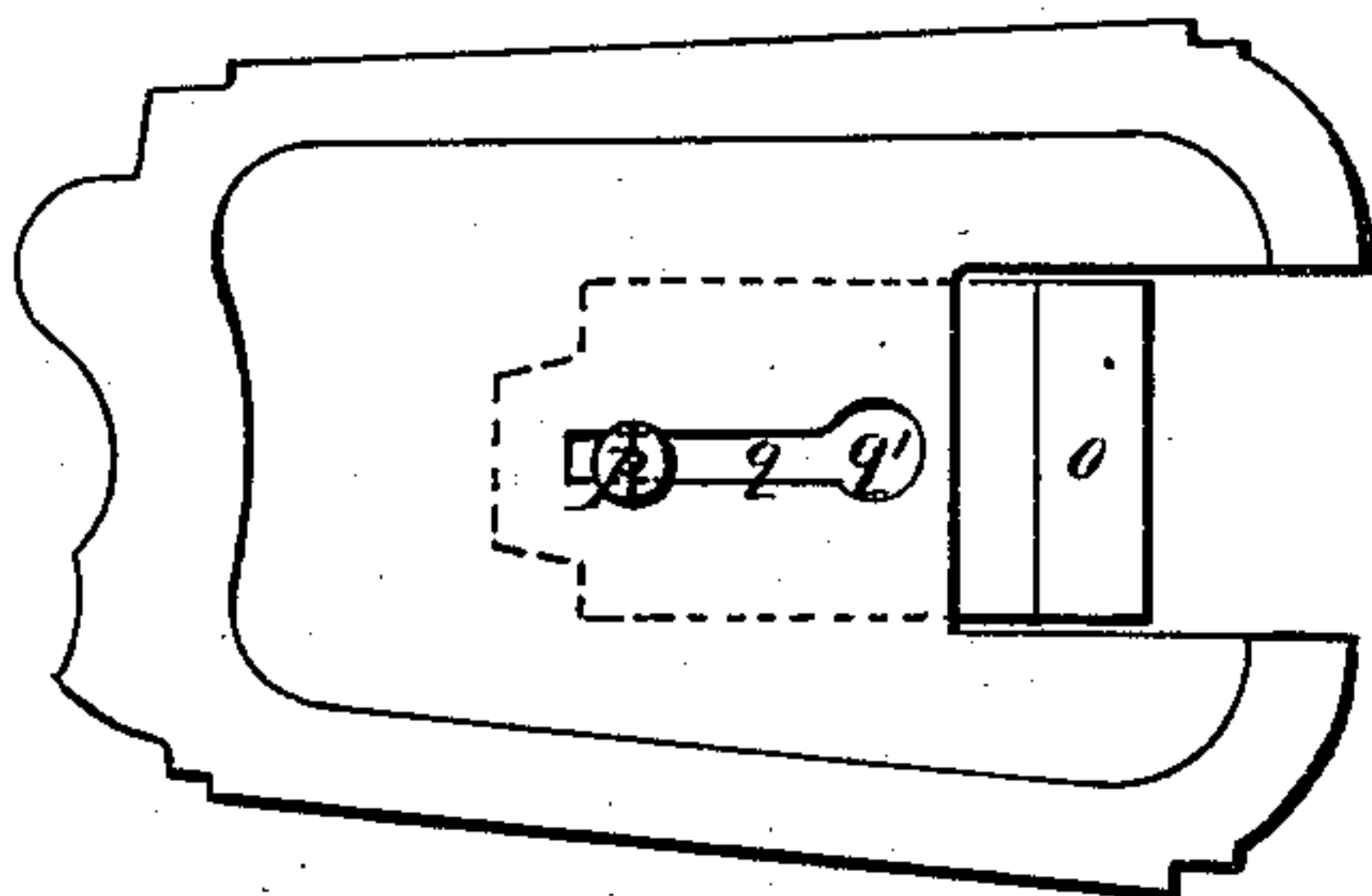


Fig. 3.



Witnesses.

Wm. R. Curtis
John J. Peters

Inventor.

Russel Frisbie
by Theo. G. Ellis, Attorney

UNITED STATES PATENT OFFICE.

RUSSEL FRISBIE, OF CROMWELL, CONNECTICUT, ASSIGNOR TO THE J. & E. STEVENS COMPANY, OF SAME PLACE.

IMPROVEMENT IN TOY MONEY-BOXES.

Specification forming part of Letters Patent No. **164,083**, dated June 8, 1875; application filed April 17, 1875.

To all whom it may concern:

Be it known that I, RUSSEL FRISBIE, of Cromwell, in the county of Middlesex and State of Connecticut, have invented certain new and useful Improvements in Toy Banks; and I do hereby declare that the following is a full, clear, and exact description thereof, whereby a person skilled in the art can make and use the same, reference being had to the accompanying drawings, and to the letters of reference marked thereon.

Like letters in the figures indicate the same parts.

My invention relates to that class of toy banks which consist of the figure of a person seated, the body and chair of which form the receptacle for the coin. Such banks have been heretofore made in which the figure receives the coin in its hand and deposits it in a side opening or pocket by the action of the weight of the coin.

My improvement consists in a mechanical arrangement for operating the arm of the figure, and also causing the head to bow, by pressing upon the foot after the coin has been placed in the hand.

In the accompanying drawing, Figure 1 is a front view of my improved toy bank, with a portion of the outer shell removed to show the interior parts. Fig. 2 is a section through the figure, showing the working parts. Fig. 3 is a bottom view, showing an arrangement for emptying the bank when desired.

a is the movable arm of the figure. It turns upon a pivot, *b*, so as to swing downward and to the left side to reach the pocket over the left arm. *c* is a lever, turning upon the same pivot *b* as a fulcrum to give motion to the arm. *d* is second lever, turning upon the fulcrum *e*. Its rear end is connected to the lever *c* by the rod *f*, and its forward end is connected, by the rod *g*, to the rear end of the foot *h*. The foot *h* is pivoted at *i*, and has the rear end pressed downward by the spring *s*.

When the toe of the foot *h* is pressed down it pushes up the rod *g*, draws down the rod *f*, and turns the arm, so that the hand *j* approaches the pocket *k*. The hand is constructed with a recess for the coin, which holds it until it nearly reaches the pocket, when it falls out and drops into the pocket. *l* is a guide for the coin, extending into the interior of the figure, and prevents the contained coins from falling out when the figure is turned upside down. The neck of the figure is hung on pivots *m*, allowing it to swing, and is furnished with a groove, *n*, in which an arm of the lever *c* moves, and causes the head to bow forward when the foot is pressed downward, as before described. *o* is a sliding door in the bottom of the bank, to permit of removing the contents without taking it apart. This door slides back and forth in an opening in the bottom plate, and is held in place by means of the set-screw *p*, which slides, when loosened, in the slot *q*. This screw is riveted or headed on its inner end, so that it cannot be lost; and the slot *q* is made with an enlarged opening at the end, *q'*, through which the head of the screw is passed before the several parts of the bank are put together.

The several parts of the bank are intended to be cast in suitable sections and secured by screws, in the usual manner.

What I claim as my invention is—

1. The parts *c f e g s*, in combination with the arm, head, and foot of the figure, so that the arm and head are moved by the movement of the foot, substantially in the manner herein described.

2. In a toy money-box, the combination of the sliding plate *o* and set-screw *p* with an opening and slot in the bottom plate, substantially in the manner described.

RUSSEL FRISBIE.

Witnesses:

JAMES E. SMITH,
EDWARD S. COE.