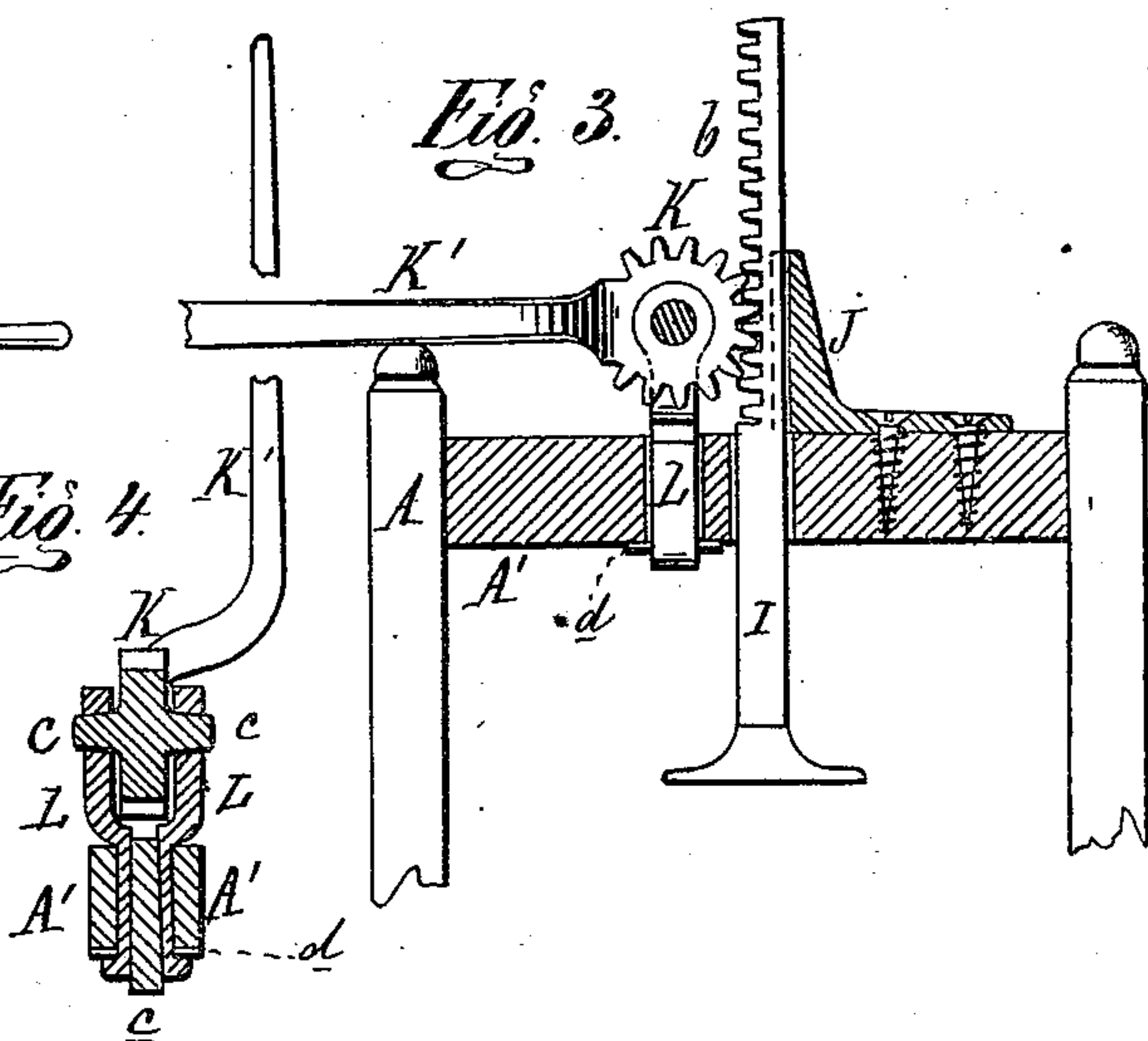
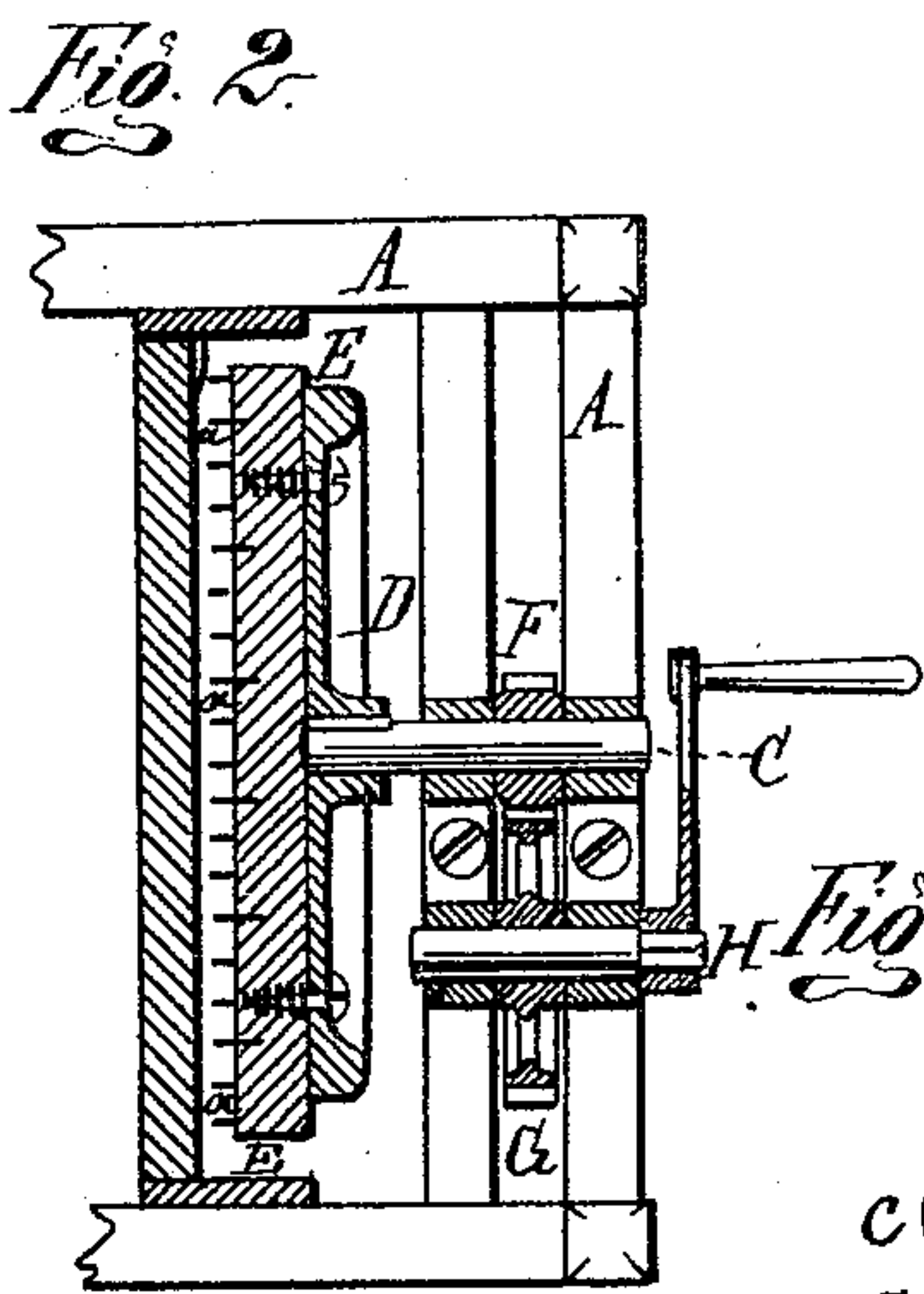
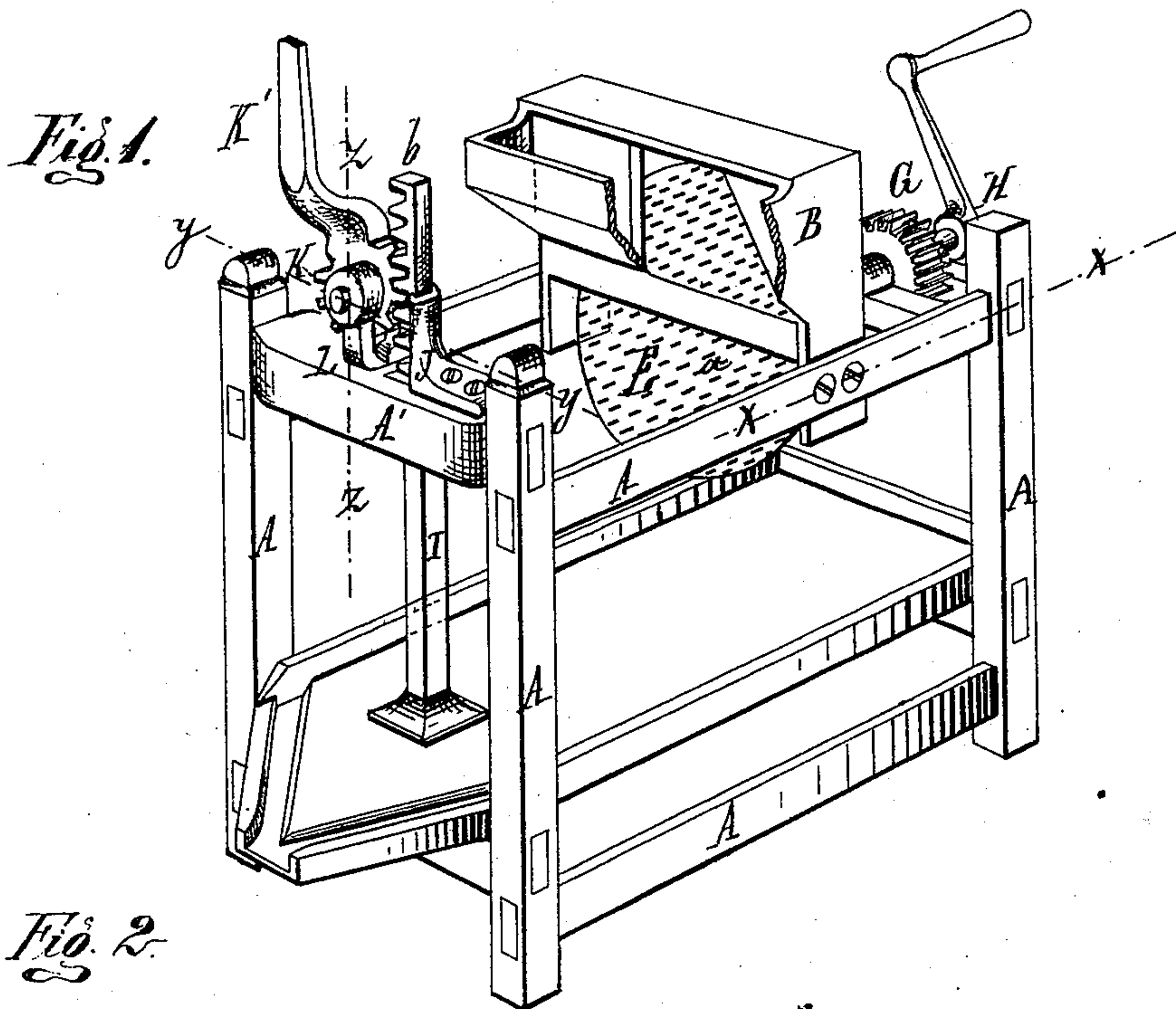


H. SELLS.
Cider-Press.

No. 164,045.

Patented June 1, 1875.



Attest:
Edward Parke
Attestant

Inventor:
H. Sells
By Atty
J. S. Sprague

UNITED STATES PATENT OFFICE.

HUGH SELLS, OF VIENNA, CANADA.

IMPROVEMENT IN CIDER-PRESSES.

Specification forming part of Letters Patent No. 164,045, dated June 1, 1875; application filed January 15, 1875.

To all whom it may concern:

Be it known that I, HUGH SELLS, of Vienna, in the county of Elgin and Province of Ontario, Canada, have invented an Improved Combined Cider Mill and Press, of which the following is a specification:

The invention consists in the peculiar construction of the press, as more fully hereinafter set forth.

Figure 1 is a perspective view with a portion of the hopper broken away. Fig. 2 is a horizontal section through the hopper and face-plate at *x x*. Fig. 3 is a longitudinal vertical section of the press cross-piece at *y y*. Fig. 4 is a cross-section of the same at *z z*.

In the drawing, A represents the framework of the device, across which, near one end, is erected a hopper, B. C is a shaft, having an iron face-plate and balance-wheel, D, on the inner end, and is journaled in bearings in the cross-piece across one end of the frame. To the wheel D is secured a wooden disk, E, armed with zinc or galvanized studs or teeth *a*, which forms a grater, rotating in close proximity to the opening in the vertical face of the hopper. F is a pinion on the outer end of the shaft C, with which meshes a spur-wheel, G, mounted on a driving-shaft, H, which can be rotated by hand or other power. It will be seen that the grating-disk can be rapidly rotated and pulp the apples with a minimum of power, while it will also be seen that the simplicity of design and construction renders it very cheap to make. At one end of the frame is a cross-piece, A', having a

mortise, through which plays a press-bar, I, having a toothed rack, *b*, on its upper end. J is a flanged angle-iron guide, bolted to the cross-piece, for the press-bar to be guided by. K is a pinion, cast with a lever, K', and a trunnion, *c*, on each side, journaled in an eye at the top of a curved standard, L, having a hook or bend at its lower end, which standards (for there are necessarily two) are inserted through a mortise in the cross-piece, when a plate, *d*, having a square opening in it, is slipped over their hooked ends, and they are then secured in place by driving up a wedge, *e*, between them.

In pressing pulp, the usual hoop and follower are employed, and the lever being thrown over, a weight is hung on the end of the lever to maintain the pressure.

All the parts of the press are made of cast-iron; and they are ready to put together as soon as they come from the sand, without requiring to be finished, except removing the scale, so that the cost of the press is reduced to the minimum.

What I claim as my invention, and desire to secure by Letters Patent, is—

The combination of the pinion and lever K K', the standards L L, plate *d*, and wedge *e*, with the press-bar I, provided with the rack *b*, and its guide J on the cross-piece A', substantially as described.

HUGH SELLS.

Witnesses:

H. F. EBERTS,
C. E. HUESTIS.