

W. BLOOMER.  
Clothes-Drier.

No. 163,972.

Patented June 1, 1875.

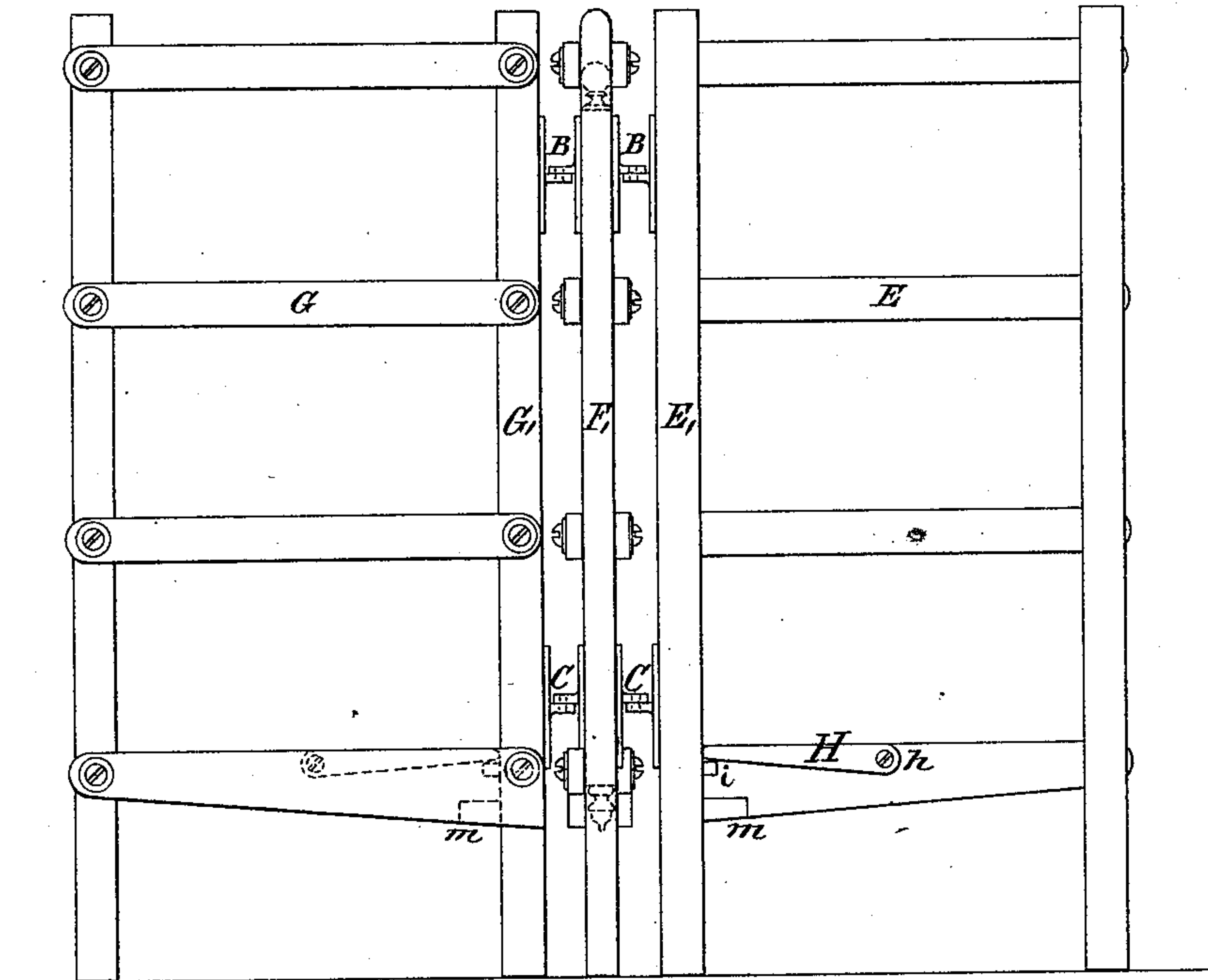


Fig: 1.

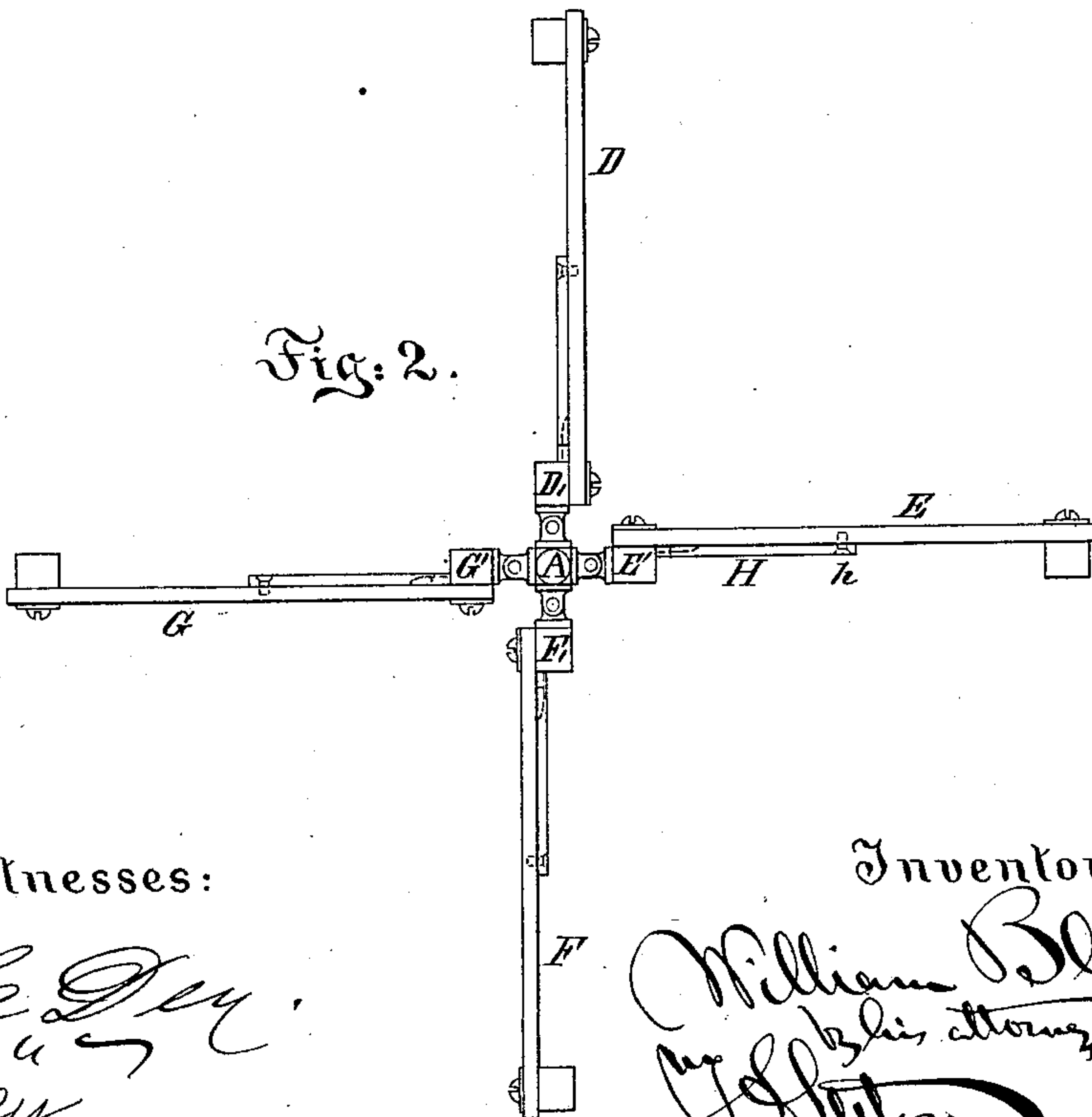


Fig: 2.

Witnesses:

*W. C. Dey*  
*E. Volkman*

Inventor:

*William Bloomer*  
*by his attorney*  
*J. L. Linton*

**W. BLOOMER.**  
**Clothes-Drier.**

No. 163,972.

Patented June 1, 1875.

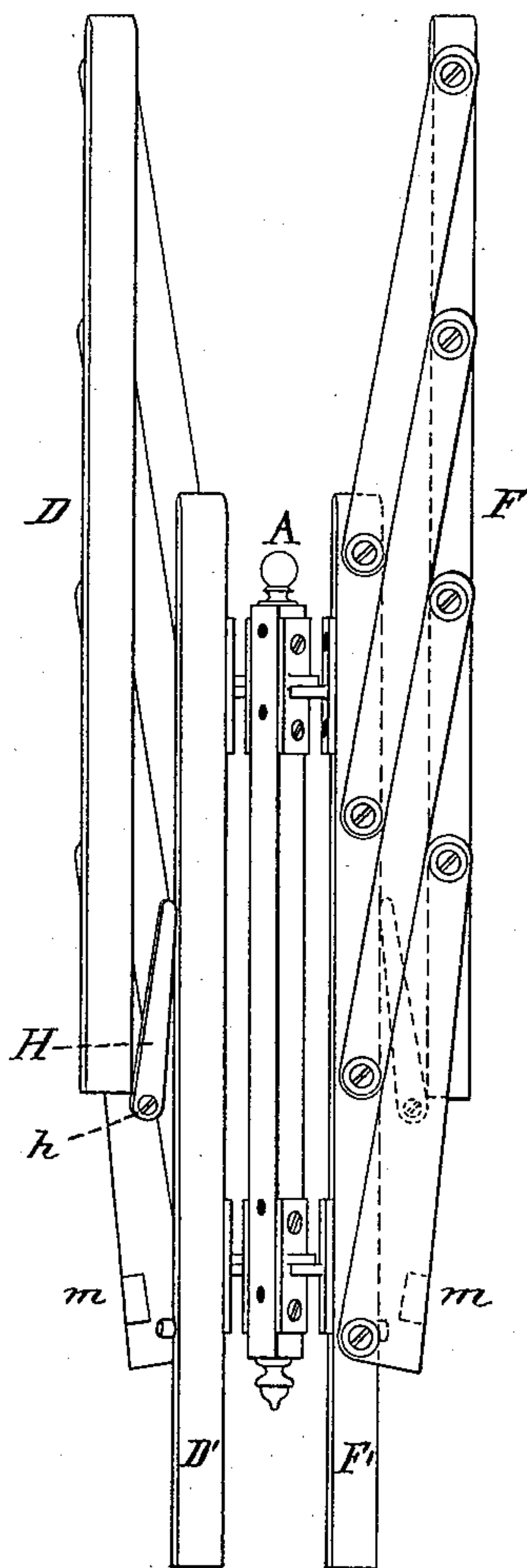


Fig: 3.




Fig:4.

Inventor:

Witnesses.

W. E. Dey.  
E. Volkmann.

William Bloomer  
by his attorney  
F. L. Johnson

# UNITED STATES PATENT OFFICE.

WILLIAM BLOOMER, OF NEW YORK, N. Y., ASSIGNOR TO THOMAS VAN DYKE AND WILLIAM W. DOWNS, OF SAME PLACE.

## IMPROVEMENT IN CLOTHES-DRIERS.

Specification forming part of Letters Patent No. **163,972**, dated June 1, 1875; application filed December 22, 1874.

*To all whom it may concern:*

Be it known that I, WILLIAM BLOOMER, of New York city, in the State of New York, have invented certain Improvements relating to Clothes-Driers, of which the following is a specification:

The invention applies to that class of folding clothes-driers or clothes-frames in which there is a central post and four or other number of folding frames hinged thereto. I have devised a construction by which the post need not extend above the upper joint, which connects the branched frames thereto, nor below the corresponding lower joint; and I have provided fixed side stops on the folding frames, which prevent their being turned down beyond a certain point, and I have added braces, which, when folded down for use, further aid in supporting the structure.

The following is a description of what I consider the best means of carrying out the invention.

The accompanying drawings form a part of this specification.

Figure 1 is a side elevation, and Fig. 2 a plan view, of the apparatus extended for use in the middle of a room. Fig. 3 is a side elevation, and Fig. 4 a plan view, of the device in a closed condition. In Fig. 3 one of the four folding parts is removed, in order to show the position of the folding brace on the part which is thus better exposed.

Similar letters of reference indicate like parts in all the figures.

A is a central post, which extends between and connects the several hinges B B and C C. These hinges connect the central post with the posts D' E' F' G' of the several folding frames D E F G. The frames D E F G may be each like the other, and are formed with jointed bars connecting the two uprights which are employed in each. They differ from such frames before known to me by having a stop, *m*, on one side of one of the bars in each

frame, which is arranged to strike against the upright when the frame is fully extended, and prevent its being turned down any farther.

When any force inclines to tilt over the entire structure the stop *m* on the side which is to be lifted comes into play, and prevents the structure from being thus turned over except by lifting bodily the whole of that frame and its load of clothes. This requires considerable force—more than is likely to be received by any accidental push; but, as a further security, I provide braces H, turning on pivot-screws *h*, set, as represented, one on each of the lowermost bars E G.

Whenever the stops *m* become accidentally removed or ineffective, or when for any reason extra stiffness is required for the structure, the braces H may be turned over into the position shown in Fig. 1; and caused to rest on stop-pins *i*, set in the corresponding post E. This then braces the folding frame E against being folded up again.

When it is desired to fold up the frames the brace H is turned over on its pivot *h*, and the frame may then be folded by the brace H assuming the position shown in Fig. 3.

It is practicable to dispense with the stop *i* by simply giving a slightly-increased length to the brace H.

I claim—

In a clothes-drier with hinged sections and pivoted bars, the combination of the stop H with one of the said bars, and with the stop *m*, as and for the purposes set forth.

In testimony whereof I have hereunto set my hand this 3d day of December, 1874, in the presence of two subscribing witnesses.

WILLIAM <sup>his</sup> × BLOOMER.  
mark.

Witnesses:

THOMAS VAN DYKE,  
LUTHER WISE.