

A. G. MYERS.
Stuffing-Boxes.

No. 163,796.

Patented May 25, 1875.

Fig 1

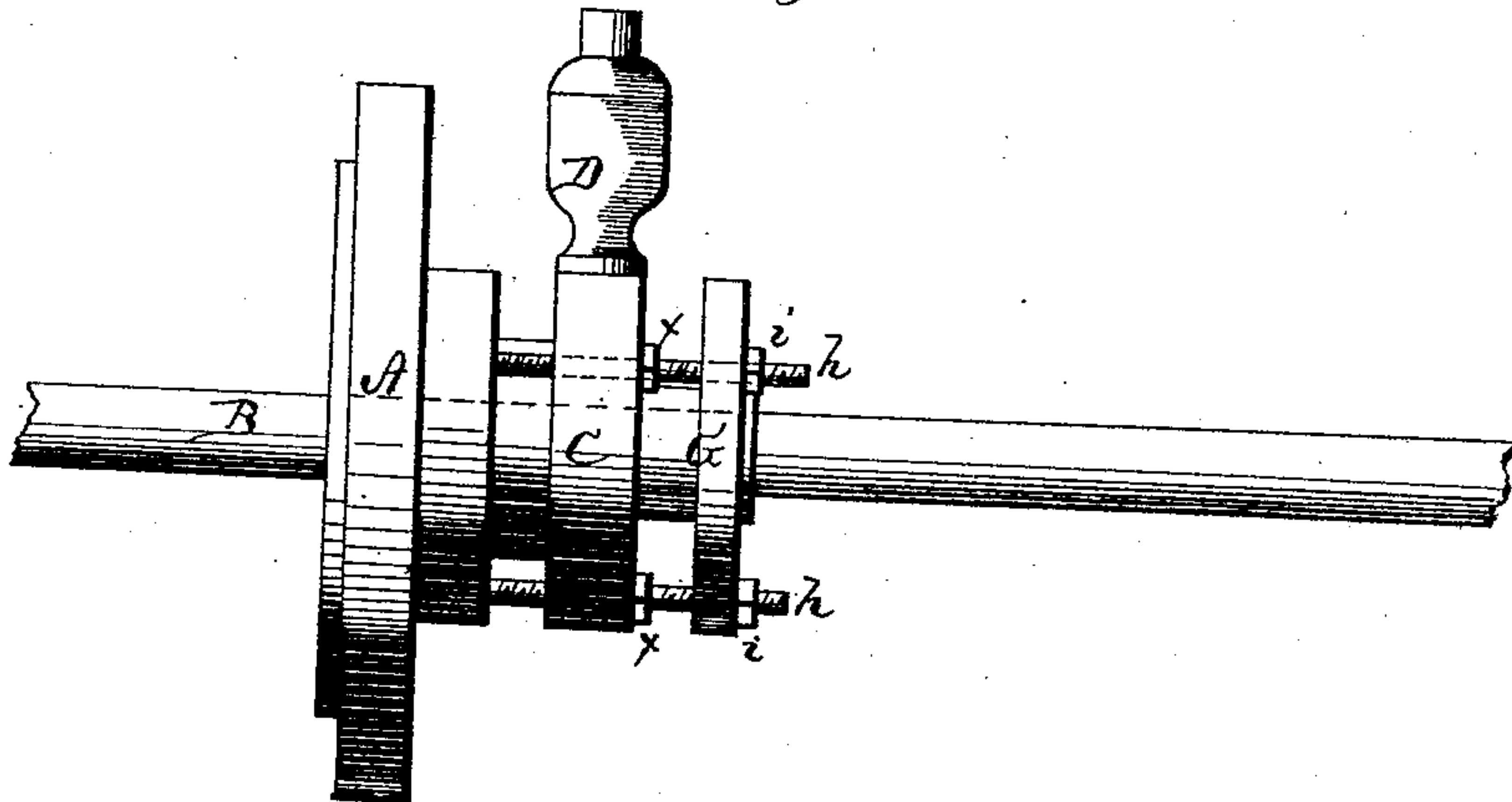


Fig 2

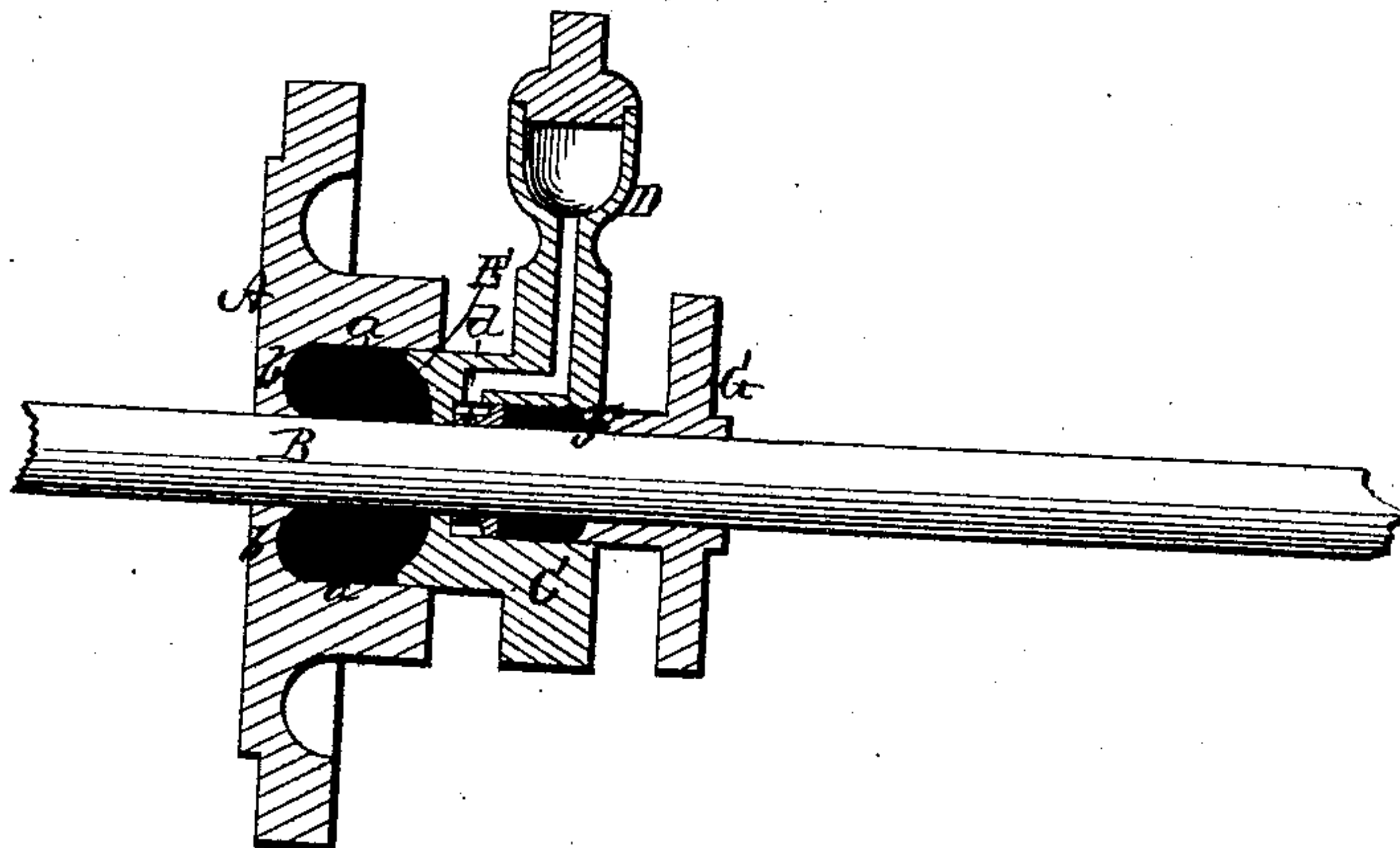
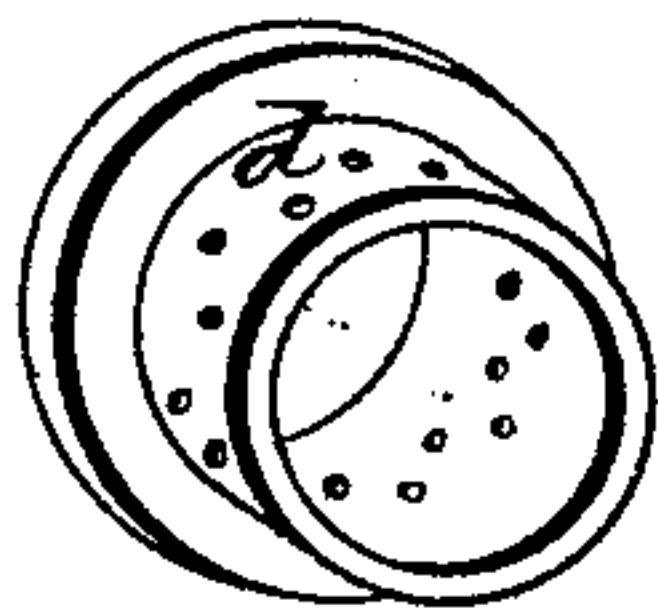


Fig 3



WITNESSES
Frank L. Durand
A. L. Evert

By

INVENTOR
A. G. Myers
H. L. Mason
Attorney

UNITED STATES PATENT OFFICE.

ANDREW G. MYERS, OF DAYTON, OHIO.

IMPROVEMENT IN STUFFING-BOXES.

Specification forming part of Letters Patent No. **163,796**, dated May 25, 1875; application filed May 6, 1875.

To all whom it may concern:

Be it known that I, ANDREW G. MYERS, of Dayton, in the county of Montgomery and in the State of Ohio, have invented certain new and useful Improvements in Packing-Boxes; and do hereby declare that the following is a full, clear, and exact description thereof, reference being had to the accompanying drawings, and to the letters of reference marked thereon, making a part of this specification.

The nature of my invention consists in the construction and arrangement of a packing-box, as will be hereinafter more fully set forth.

In order to enable others skilled in the art to which my invention appertains to make and use the same, I will now proceed to describe its construction and operation, referring to the annexed drawing, in which—

Figure 1 is a side elevation of my packing-box, and Fig. 2 is a longitudinal section of the same. Fig. 3 is a perspective view of a perforated chamber-ring used therein.

A represents the first box or cylinder-head, which receives the first packing, *a*. The bottom of the packing-chamber is concaved, as shown at *b*, so as to keep the packing up to the shaft or piston B. The second male and female box C, which has the oil-fountain D and interior chamber-ring *d*, has also the front point *e* concaved to hold the packing to the shaft or piston, the same as the bottom *b* of the first chamber. The chamber-ring *d*, in the second or middle box C, is flanged at one end, as shown in Fig. 3, and is perforated on the periphery, to receive the oil from the fountain D. This chamber-ring forms an oil-chamber, which contains the oil and distributes it to the packings *a* and *a'* as needed, which makes

it a self-oiler. The third and last box G has its point also concaved, for the same purpose as the point of the middle box. In the first box A are secured bolts *h h*, which pass through the second and third boxes, and nuts *i i* are screwed on the ends of the bolts, to fasten the boxes together.

The nuts *x x*, put on the bolts *h h* behind the second or middle box, are merely put on to keep this box to its place until the third box G is put on, when the nuts *i i* are put on and tightened, thereby tightening both boxes equally.

This self-oiling packing-box can be used or attached to steam-engines, steam-pumps, air-brakes, force-pumps, water-wheel shafts, (where the water-wheels are inclosed in tight flumes,) and many other places.

Having thus fully described my invention, what I claim as new, and desire to secure by Letters Patent, is—

1. The combination of the packing-box A, having concave bottom *b*, the packing-box C, having concave front *e*, and provided with the oil-cup D, and the packing-box G, having concave front *f*, all substantially as and for the purposes herein set forth.

2. The flanged and perforated chamber-ring *d*, inserted in the middle packing-box C, in combination with the packing-boxes A, C, and G, and the packings *a a'*, all substantially as and for the purposes herein set forth.

In testimony that I claim the foregoing I have hereunto set my hand this 17th day of April, 1875.

ANDREW G. MYERS.

Witnesses:

J. J. SMITH,
G. W. DALIE.