

R. ELDRIDGE.
Carriage-Jack.

No. 163,756.

Patented May 25, 1875.

Fig. 1.

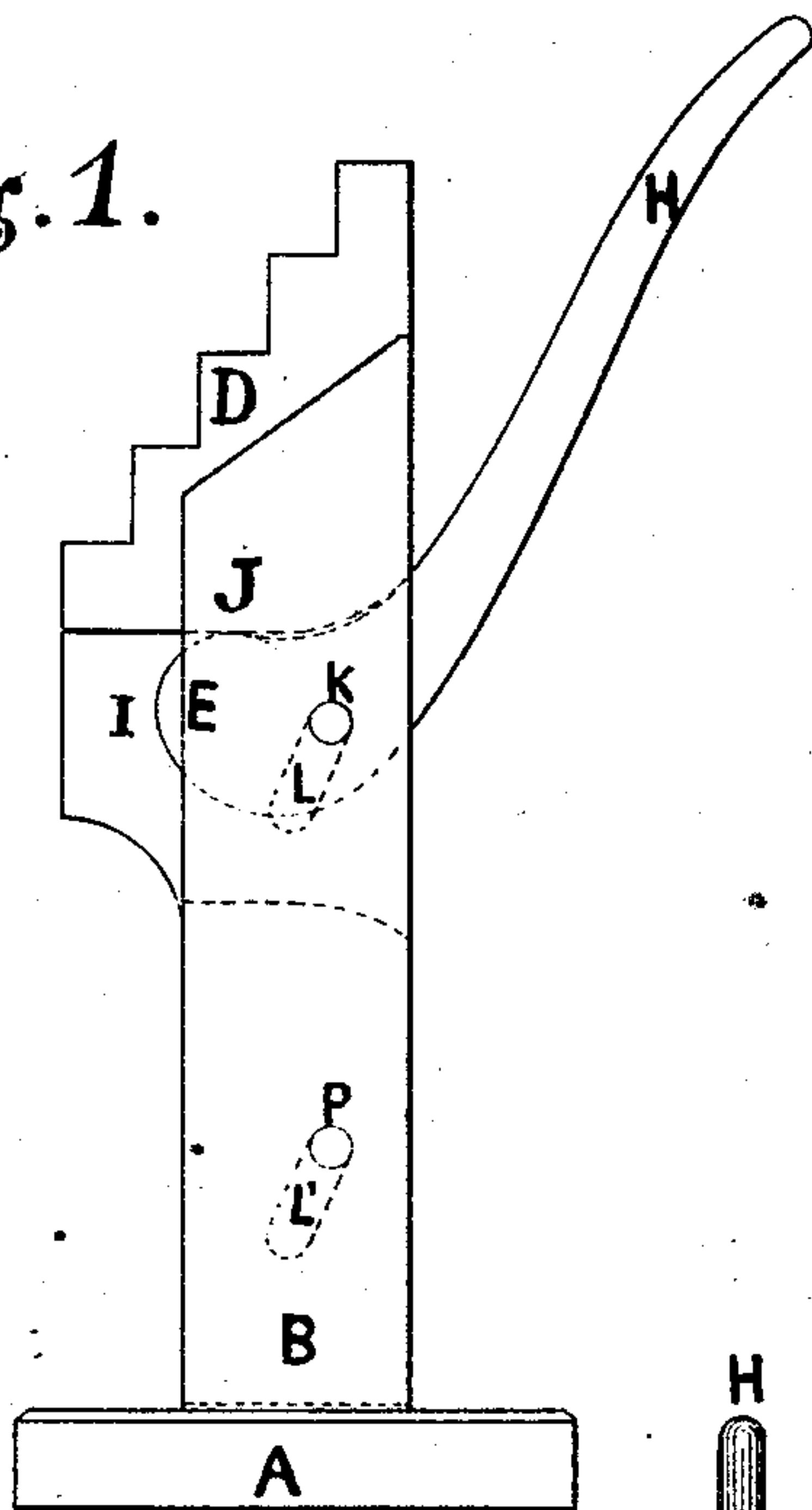


Fig. 2.

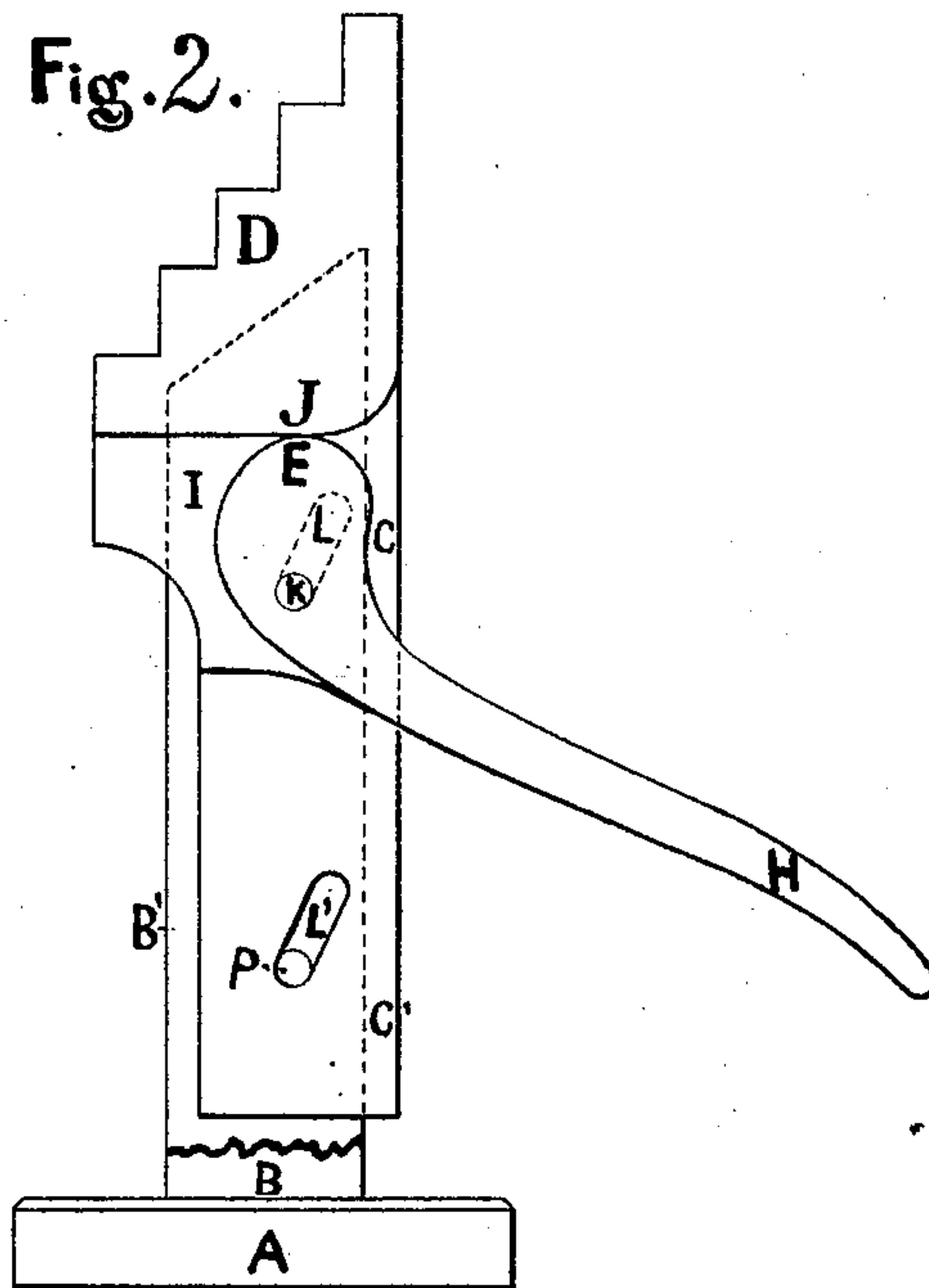
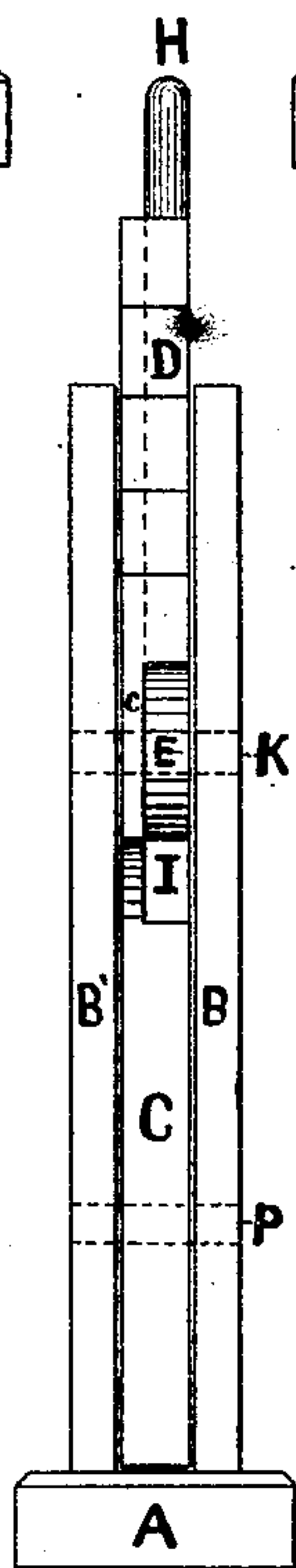


Fig. 3.



WITNESSES.

H. S. Talbot
Edward Edmunds

INVENTOR.

Rinaldo Eldridge
Per Sylvanus Walker
Atty

UNITED STATES PATENT OFFICE.

RINALDO ELDRIDGE, OF HARWICH, MASSACHUSETTS.

IMPROVEMENT IN CARRIAGE-JACKS.

Specification forming part of Letters Patent No. **163,756**, dated May 25, 1875; application filed January 18, 1875.

To all whom it may concern:

Be it known that I, RINALDO ELDRIDGE, of Harwich, in the county of Barnstable and State of Massachusetts, have invented certain new and useful Improvements in Carriage-Jacks, of which the following is a specification:

The object of my invention is to avoid a portion of the friction between the eccentric connected with the hand-lever and bearing beneath the inclined rack-head; and it consists in providing such inclined rack-head's body portion with two oblique slots, the upper one receiving the fulcrum bolt or pin, which passes through the upright standards or guides, and the other a guide bolt or pin passing through the said upright standards below the hand-lever, substantially as hereinafter described.

Figure 1 is a side elevation, showing the rack-head in position, hand-lever raised. Fig. 2 is a similar view, one standard being removed, showing position of rack-head, with hand-lever brought down. Fig. 3 is an edge elevation.

A represents the base or foot piece, into which the upright standards B B' are permanently secured, leaving sufficient space between them to allow the body C of the inclined rack-head D to slide freely up and down between them. E is an eccentric, one side of which extends or is prolonged into a hand-lever, H, which is raised and lowered to move the rack-head D in the opposite direction. As usual, the body C of the rack-head D has a notch or recess, I, formed across one side, so as to receive the eccentric E of the hand-lever H. This eccentric E has a bearing, J, formed by the notch or groove I beneath the notched rack-head D, and is moved by the hand-lever

H, partially revolving upon the fulcrum bolt or pin K, which passes through the upright standards B B', and through the oblique slot L in the body C, which extends between the standard B and eccentric E, downward below the same, where it is the same thickness as the inclined head D, fitting loosely between the standards B B'. Here it is provided with another oblique slot, L'. A guide bolt or pin, P, passes through the standards B B' and this oblique slot L'. These slots L and L' cause the body C C' and the rack-head D to move forward toward the hand-lever H when said hand-lever is brought down in the act of raising the same, thus forming a motion between the eccentric E and its bearing J in the same direction, which prevents a large amount of friction between the same when lifting a great weight. The whole may be constructed of wood, so as to be very light, yet strong and durable, as it is composed of few parts.

Having thus described my invention, what I claim is—

As an article of manufacture, a carriage-jack composed of base A, standards B B', rack-head D, having body C, provided with two slots, L L', and sliding obliquely upon guide-bolt P and fulcrum-bolt K, when raised by hand-lever H, moving cam E under the shoulder of the body C, past the vertical center of fulcrum-bolt K, so as to be self-sustaining, all being constructed, combined, and arranged substantially as shown and described, as and for the purposes set forth.

RINALDO ELDRIDGE.

Witnesses:

SYLVENUS WALKER,
BENJA. ROBINSON.