

C. L. OLMSTEAD.

Corset.

No. 163,685.

Patented May 25, 1875.

Fig. 1.

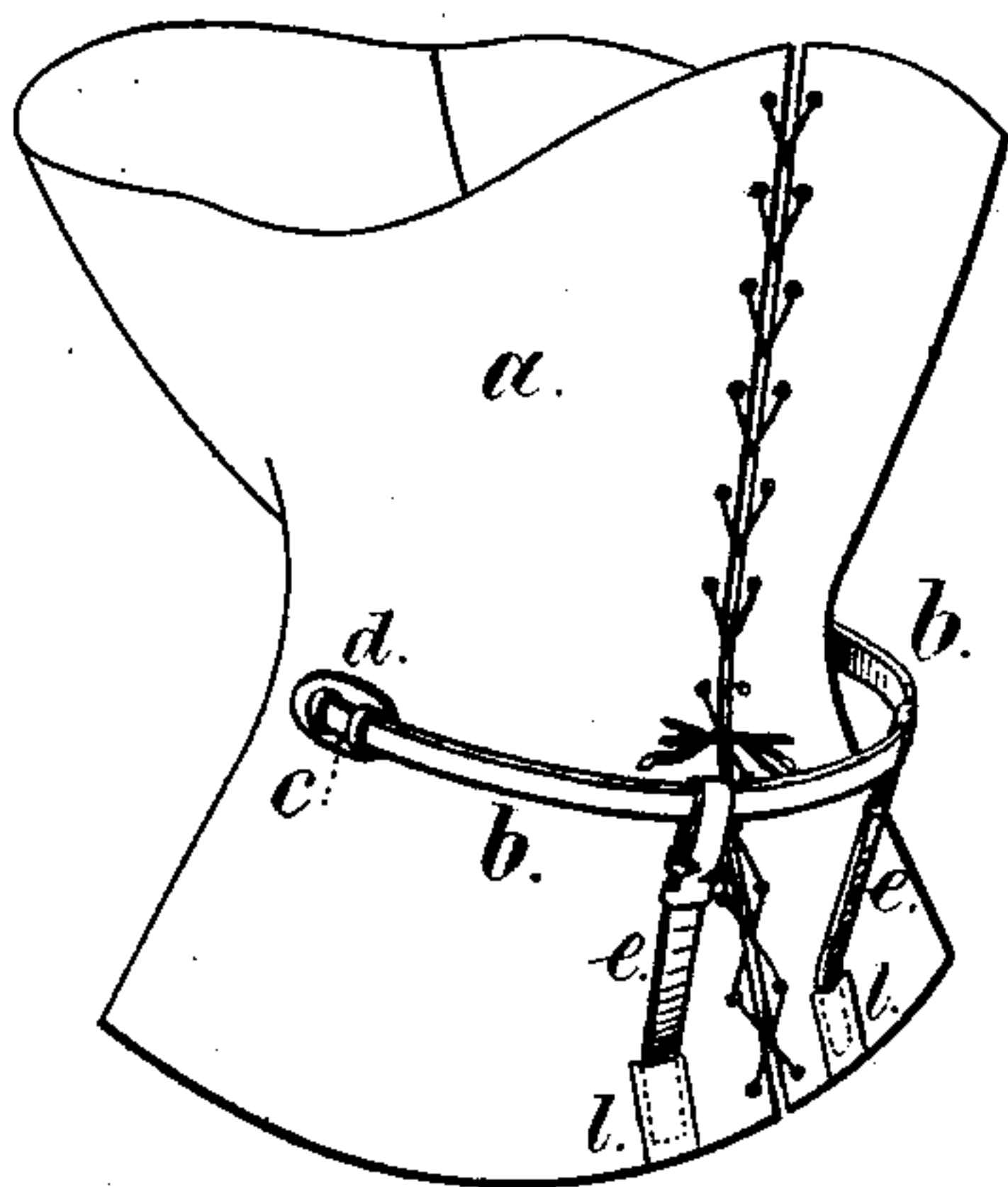


Fig. 2.


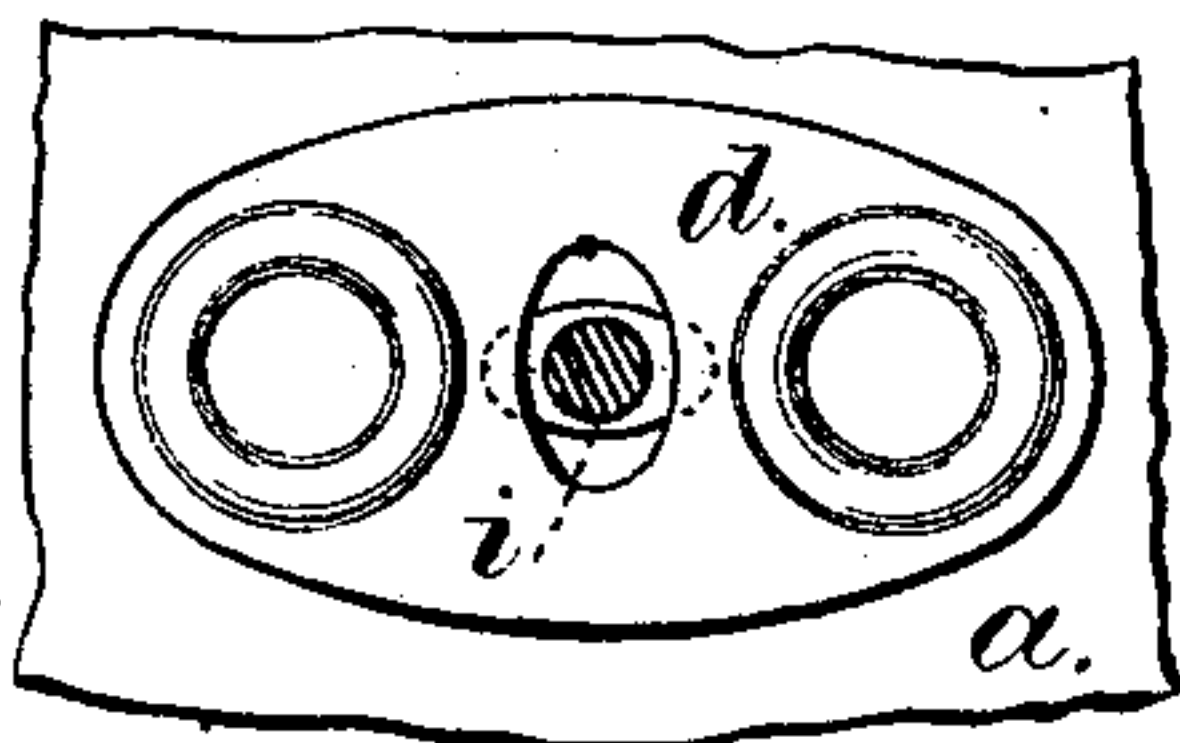


Fig. 3.



Witnesses,

Chas. H. Smith
Harold Serrell

Inventor

Chauncey L. Olmstead
per Lemuel W. Serrell

Atty.

UNITED STATES PATENT OFFICE.

CHAUNCEY L. OLMSTEAD, OF WEST BROOKFIELD, MASS., ASSIGNOR TO
HIMSELF AND WATERMAN & MAYER, OF NEW YORK CITY.

IMPROVEMENT IN CORSETS.

Specification forming part of Letters Patent No. **163,685**, dated May 25, 1875; application filed
April 6, 1875.

To all whom it may concern:

Be it known that I, CHAUNCEY L. OLMSTEAD, of West Brookfield, in the State of Massachusetts, have invented an Improvement in Skirt-Supporting Corsets, of which the following is a specification:

My invention does not relate, broadly, to a hoop removably connected to the corset at the ends, and forming a bustle or skirt supporter, as a skirt-supporter has been made of a hoop connected at the ends, and sustained by a bracket that is attached at both the upper and lower ends, as in Letters Patent No. 153,805. My invention consists in spring supporting-braces extending below, and combined with, a spring-hoop, whereby the hoop will be sustained by the spring-braces, and will yield inwardly by external pressure, and swing outwardly with the skirts, and sustain the same by transferring the weight from the hoop to the lower part of the corset, which rests upon the muscular portion of the body at the back and below the waist, so as to relieve the waist and upper portions of the body from strain. I make these braces and hoop removable from the corset, so as to be disconnected whenever desired, or when the corset is to be washed.

In the drawing, Figure 1 is a perspective view of said corset and bustle; and Figs. 2 and 3 are, respectively, a sectional plan and elevation of the device for attaching the ends of the hoop to the corset. (Shown in larger size.)

The corset *a* is of usual character. The hoop *b* is, preferably, of hoop-skirt wire covered, and with a clasp, *c*, at each end, firmly attached, and provided with the elongated button *i*. At the proper places upon the corset the plates *d* are attached, and these each have elongated

openings standing in the opposite directions to the elongations of the buttons *i*, so that said buttons can only be entered into place through the plates by bending the spring-wire hoop around until the ends stand nearly at right angles to its normal position, whereby the buttons will securely hold the hoop in place, but allow of such hoop being connected or disconnected as occasion requires. The spring-braces *e e* are connected at their upper ends to the hoop *b* by metallic clips, and their lower ends pass into pockets *l* upon the lower part of the corset. These spring-braces transfer the weight of the clothing from the supporting-hoop to the lower and projecting portions of the body, and relieve the waist; and, when the supporter is compressed by the wearer occupying a sitting posture, said braces *e* swing toward the body, and the hoop compresses at the back, and bows out toward the ends, and the entire supporter can be removed from the corset whenever desired.

In the corsets heretofore made with a bracket at the back, connected at both ends to the corset, the skirt-supporter is not free to yield to external pressure because the bracket is rigid.

I claim as my invention—

In combination with a corset, the hoop *b*, fastenings *c d*, spring-braces *e e*, and pockets *l*, all constructed and arranged to operate substantially as and for the purposes set forth.

Signed by me this 2d day of April, A. D. 1875.

C. L. OLMSTEAD.

Witnesses:

GEO. T. PINCKNEY,
CHAS. H. SMITH.