

H. H. McWILLIAMS.
Printers' Galley.

No. 163,677.

Patented May 25, 1875.

Fig. 1

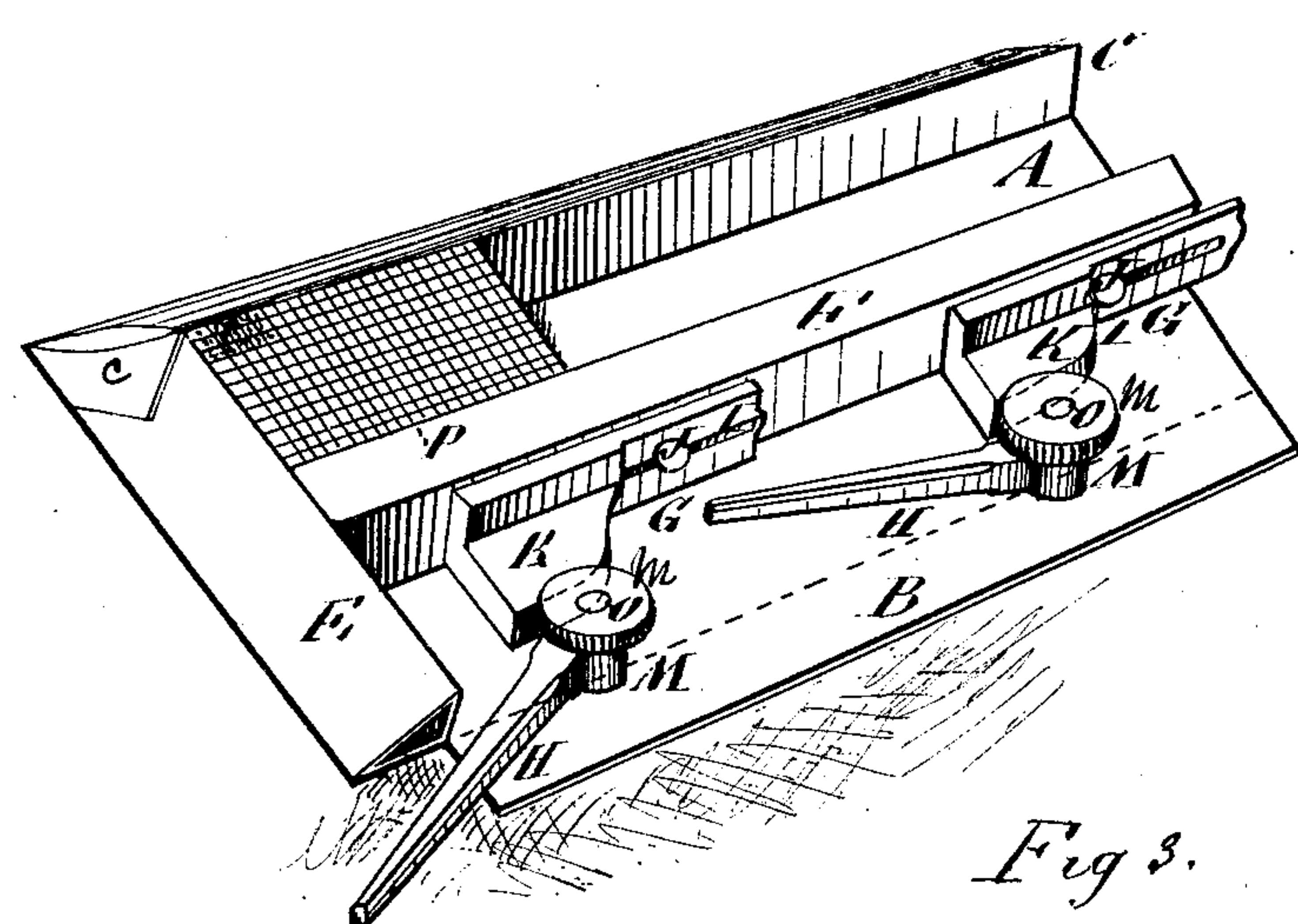


Fig. 3.

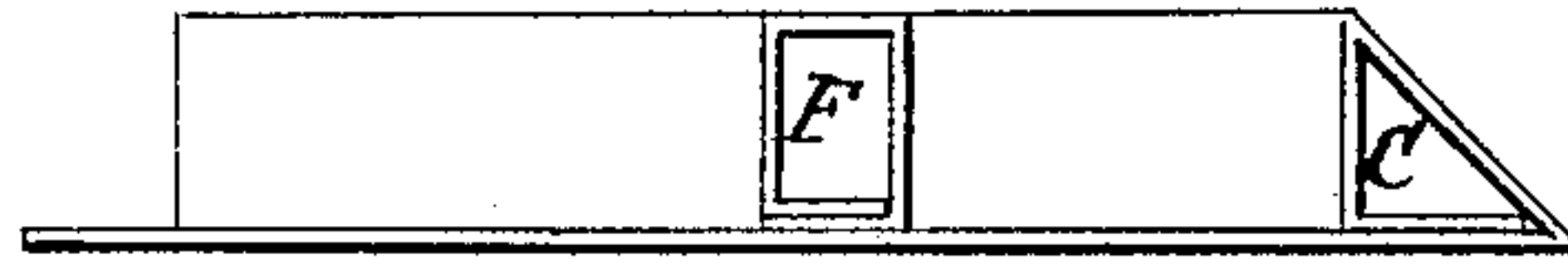
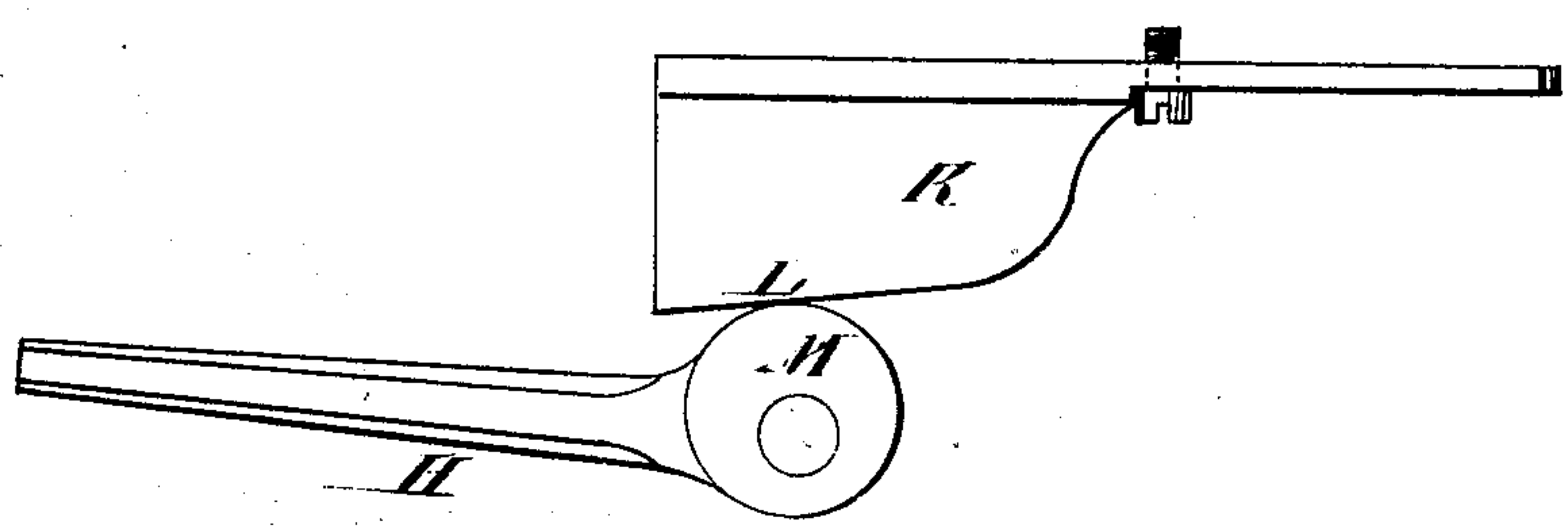


Fig. 2



WITNESSES:

C. Neveux
A. J. Terry

INVENTOR:

H. H. McWilliams

BY

Munnell

ATTORNEYS.

UNITED STATES PATENT OFFICE.

HENRY H. McWILLIAMS, OF SACRAMENTO, CALIFORNIA.

IMPROVEMENT IN PRINTERS' GALLEYS.

Specification forming part of Letters Patent No. **163,677**, dated May 25, 1875; application filed March 20, 1875.

To all whom it may concern:

Be it known that I, HENRY H. McWILLIAMS, of Lombard Mills, Sacramento, in the county of Sacramento and State of California, have invented a new and useful Improvement in Printers' Galleys, of which the following is a specification:

This invention relates to improvements in proof-galleys used by printers for holding their type after the same have been set up; and it consists in the construction of the same, as hereinafter described.

In the accompanying drawing, Figure 1 is a perspective view of a galley constructed according to my invention. Fig. 2 shows one of the slides and eccentric and levers detached. Fig. 3 is a view showing the folds C F in cross-section.

Similar letters of reference indicate corresponding parts.

This galley consists of two plates, which, by means of slots in one and studs in the other, are made to slide one on the other.

A is the bed-plate, and B the slotted movable plate, which slides on the bed-plate. On the bed-plate is a raised bar, C, made by folding over the outer edge to form an angle of forty-five degrees, more or less, and then turning it down at right angles with the plate, and then turning the edge under and soldering it. The same hollow bar is turned in the same manner across the end of the plate, as seen at E, the flap *c* being soldered over it. On the inner edge of the plate B is a square hollow bar, F, made by turning over the edge, so that this square bar and the triangular bar on

the other plate are of the same height, and form a channel in which the type are contained and held. This bar F is moved on the plate A, and the channel increased or diminished in width by means of the slides G G and eccentric and levers. These slides are held to the side of the bar and made movable thereon by means of slots I I and the screws or pins J J. The eccentrics bear upon the projections K K, the outer edges L L of which are cut away to form inclined surfaces. M M are the eccentrics, which work on studs in the plate A. H H are the levers. O O are screw-nuts on the studs to keep the eccentrics in place. P represents the types in the galley, which are held in place by means of the eccentrics.

By means of these eccentrics the plate B is moved up, and the bar F is made to compress the type, and to hold the type or stereotype-plate in place.

Having thus described my invention, I claim as new and desire to secure by Letters Patent—

1. The plate A, having triangular side fold C and end fold E, combined with a slotted plate, B, having quadrangular fold F on the inner side, and adjustable transversely, as and for the purpose specified.

2. The slotted slides G G and eccentrics M M, in combination with the movable plate B and bar F, for the purpose described.

HENRY H. McWILLIAMS.

Witnesses:

D. E. ALEXANDER,
H. A. P. CRONK.