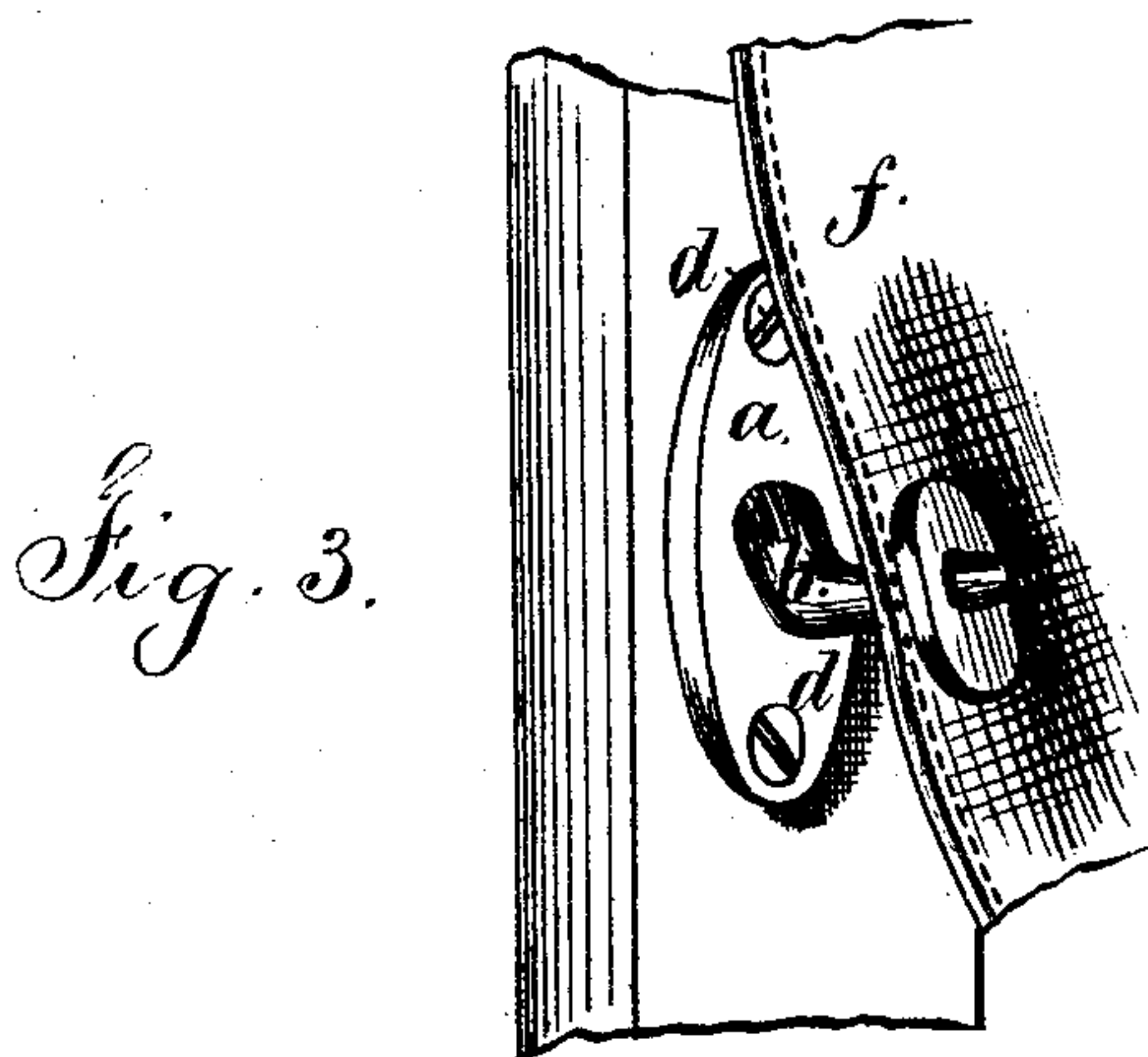
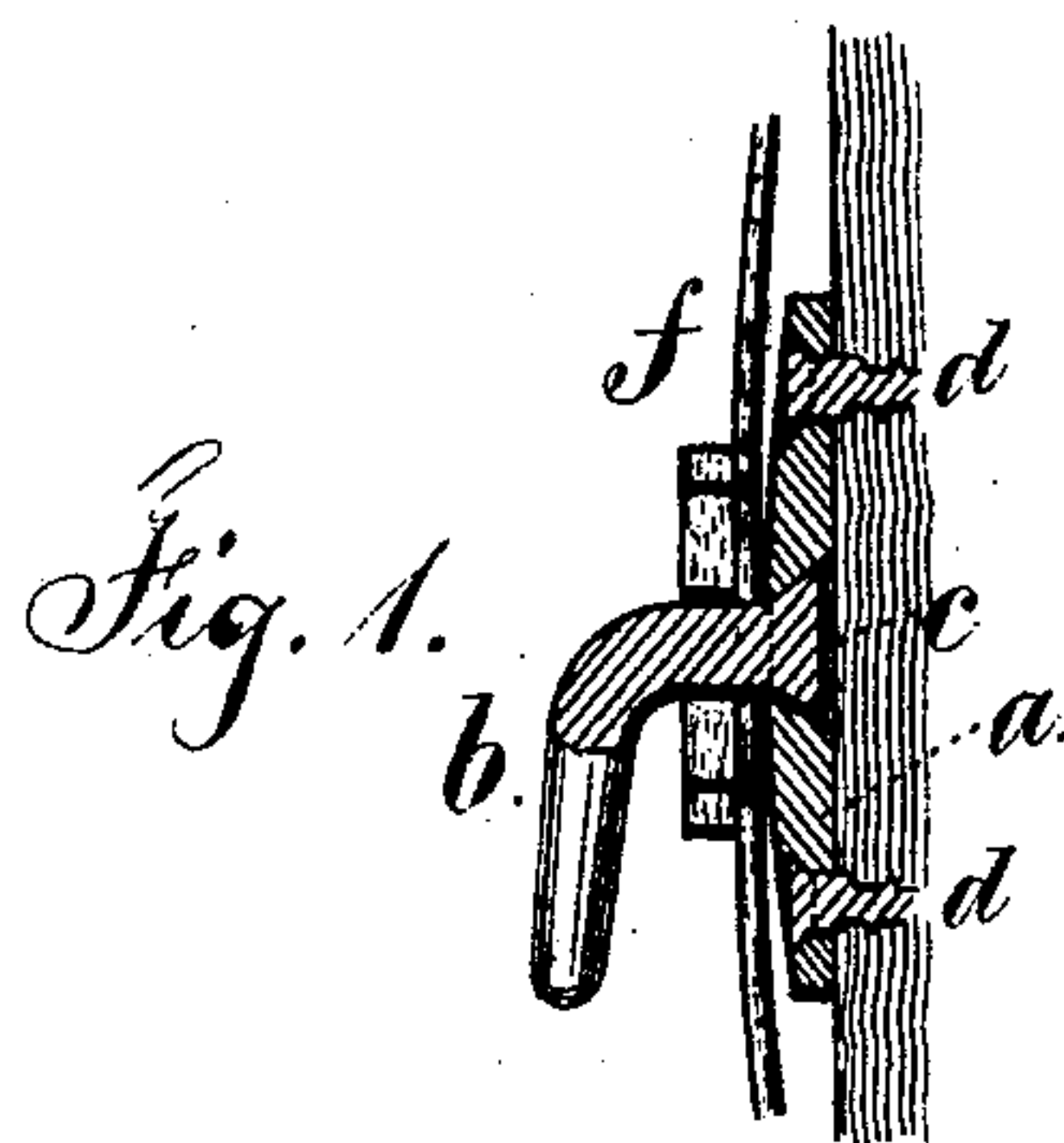
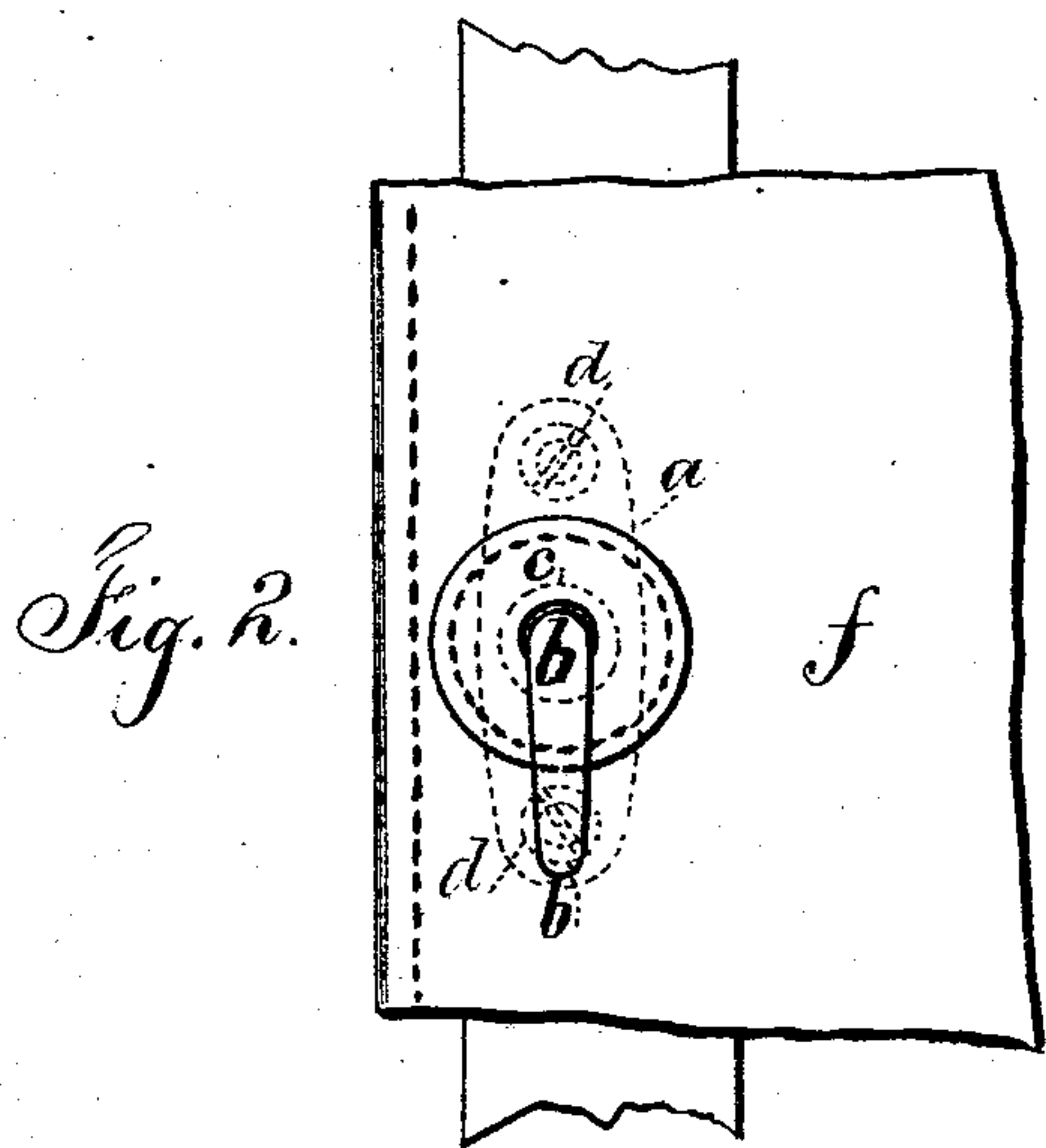


C. P. KETTERER.
Carriage-Curtain Fastening.

No. 163,663.

Patented May 25, 1875.



Witnesses,

Chas. H. Smith
Heald Smith

Inventor

Charles P. Ketterer

per Lemuel W. Perrell

att'y.

UNITED STATES PATENT OFFICE.

CHARLES P. KETTERER, OF NEW YORK, N. Y.

IMPROVEMENT IN CARRIAGE-CURTAIN FASTENINGS.

Specification forming part of Letters Patent No. **163,663**, dated May 25, 1875; application filed April 2, 1875.

To all whom it may concern:

Be it known that I, CHARLES P. KETTERER, of the city and State of New York, have invented an Improvement in Fastenings for Carriage-Curtains, of which the following is a specification:

Fastenings have been made of a button with a projection or ward at one side that has to be turned upwardly when the eyelet of the curtain is passed over the same, said eyelet being notched at the upper edge for said ward to pass through, after which the button is turned sufficiently to bring the ward to the lower side. In other instances the button has been made with a cross-piece or T-end, and buttons have been made with one arm, and each attached by a screw upon which it turns, and some curtain-fastenings have been made with eccentric heads. I make use of a headed pin inserted through and confined by the plate that is screwed to place, and the pin is bent in the shape of the letter **L**, or nearly so, in order that the curtain may be retained upon the horizontal portion by the end that hangs down; but the curtain is easily liberated by a quarter revolution of the pin to bring the bent end nearly horizontal, so that the eyelet of the curtain can be slipped on or off said pin.

In the drawing, Figure 1 is a vertical section, and Fig. 2 is an elevation, of the fastening as in use; and Fig. 3 is a perspective view

representing the way in which the curtain is placed upon or withdrawn from said pin.

The socket-plate *a* has a hole through it large enough for the pin *b*, and recessed for its head *c*, and the plate *a* is secured in its place upon the carriage or other vehicle by the screws *d*, and the size of the opening in the socket is sufficient to allow the pin to be turned freely, but a disk of rubber or leather may be used at the back of the head to produce sufficient friction when the plate *a* is screwed to place to hold the pin *b* in any position to which it may be turned. The end of the pin is bent off nearly at right angles to the body in the socket, as shown, so that the curtain *f* will be secured by passing its eyelet over the end of the pin, and then turning such pin with the bent end downwardly.

I claim as my invention—

As a fastening for carriage-curtains, the combination of plate *a*, screws *d*, and the bent-headed pin *b* that passes through a counter-sunk hole in said plate *a*, all substantially as set forth.

Signed by me this 29th day of March, A. D. 1875.

CHARLES P. KETTERER.

Witnesses:

GEO. T. PINCKNEY,
CHAS. H. SMITH.