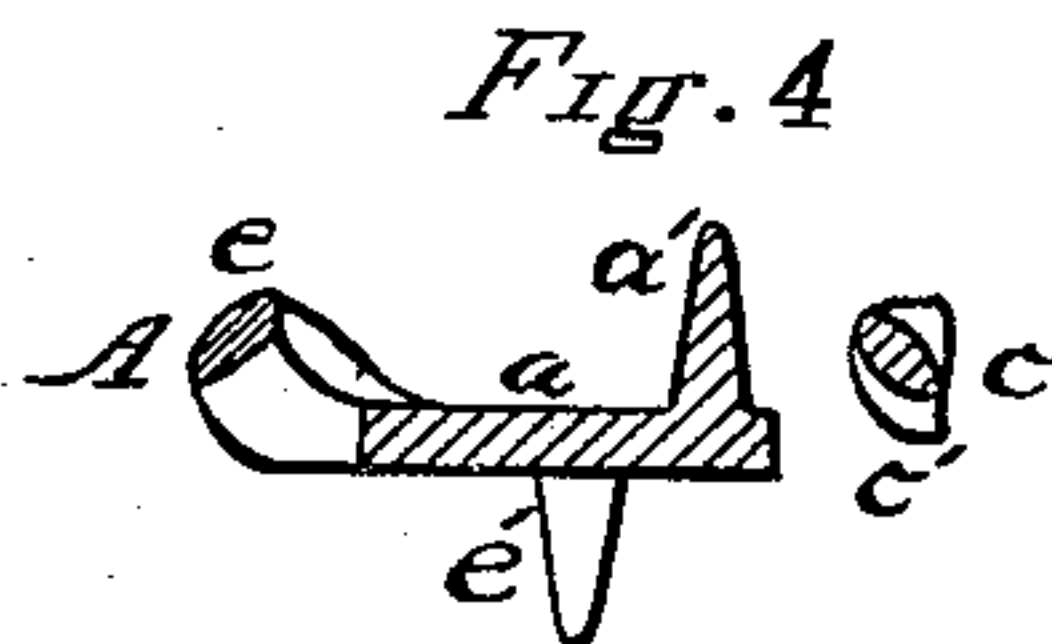
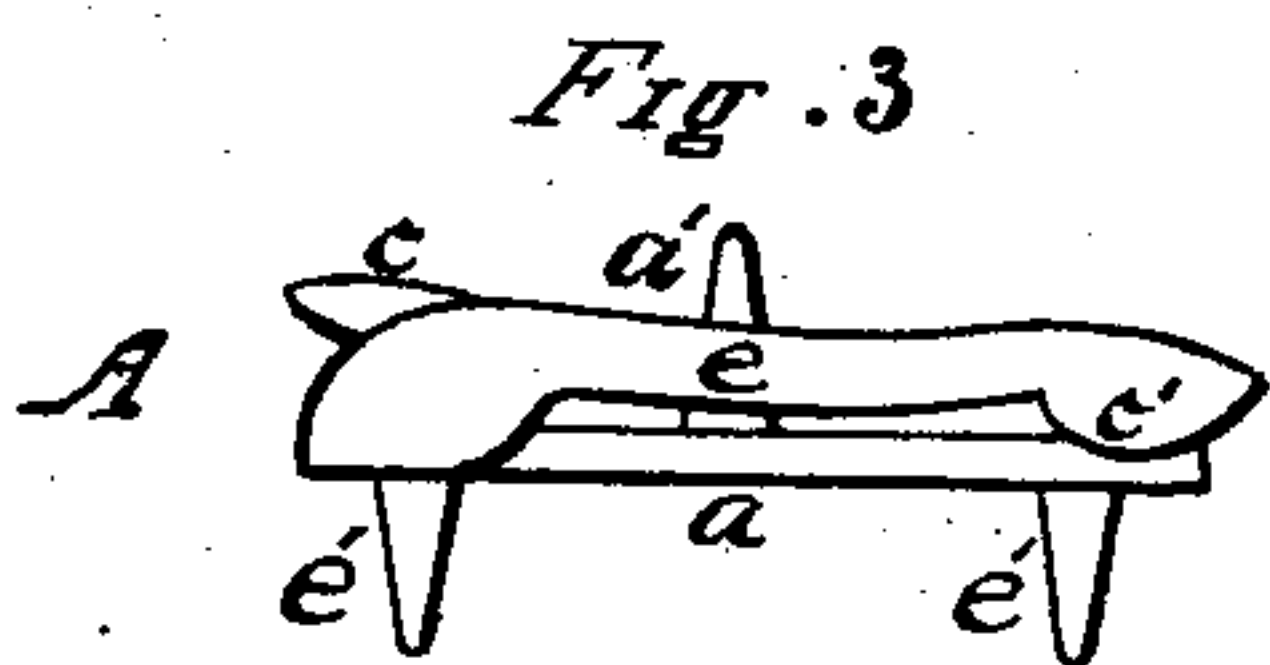
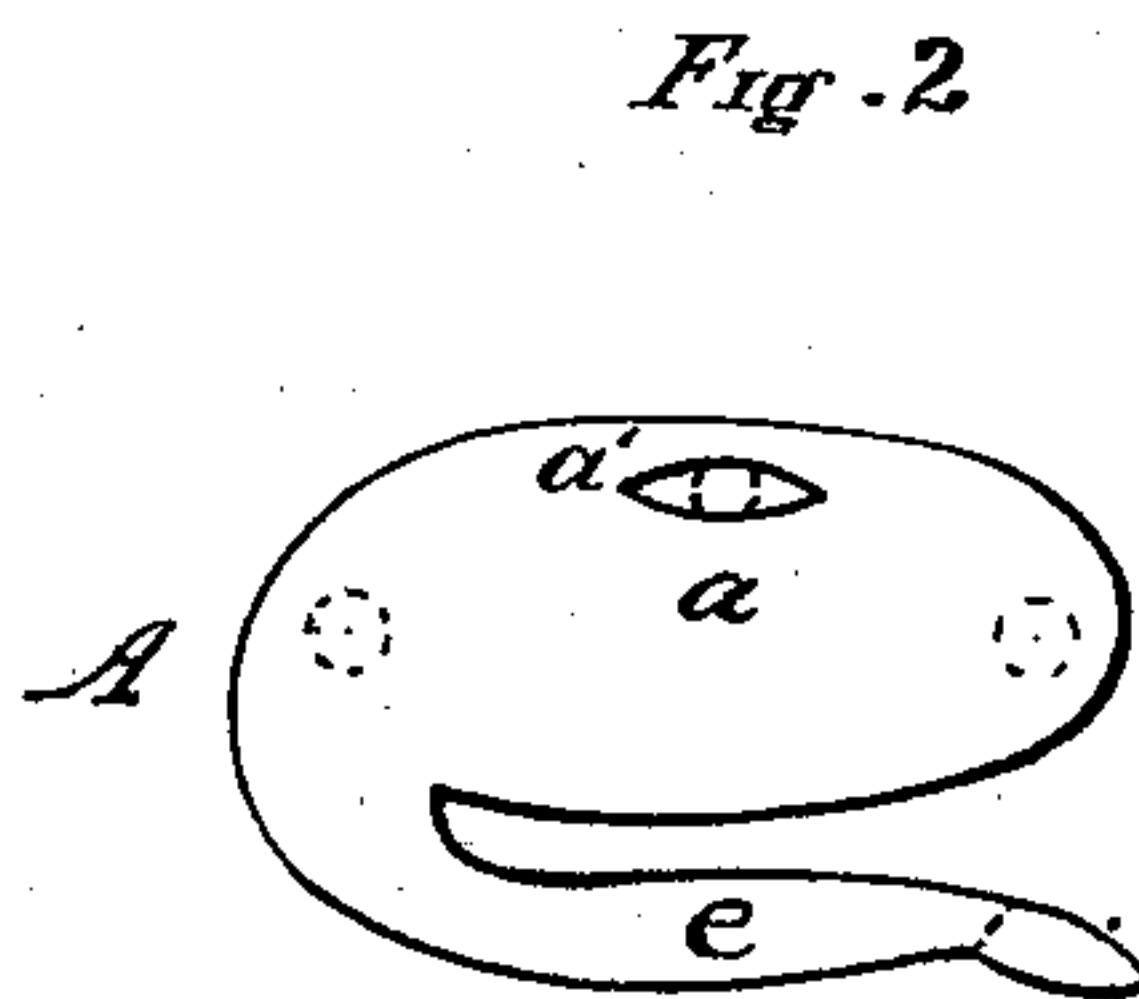
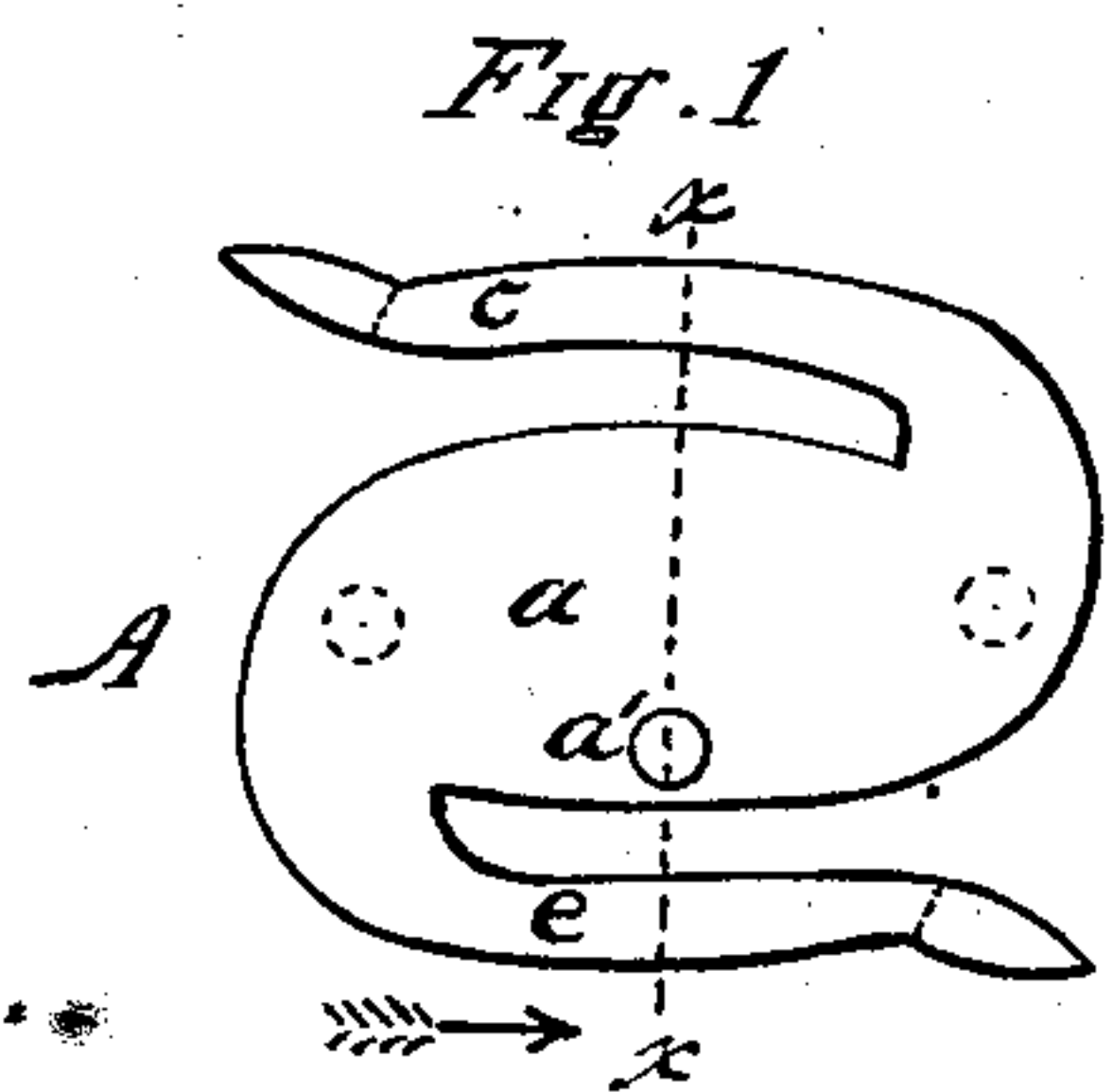


S. T. LOCKWOOD & J. M. WARE.

Buckle or Fastener.

No. 163,596.

Patented May 25, 1875.



WITNESSES.

F. F. Warner.  
N. C. Gidley

INVENTORS.

Samuel T. Lockwood  
John M. Ware

# UNITED STATES PATENT OFFICE.

SAMUEL T. LOCKWOOD AND JOHN M. WARE, OF CHICAGO, ILLINOIS.

## IMPROVEMENT IN BUCKLES OR FASTENERS.

Specification forming part of Letters Patent No. **163,596**, dated May 25, 1875; application filed April 16, 1875.

*To all whom it may concern:*

Be it known that we, SAMUEL T. LOCKWOOD and JOHN M. WARE, of Chicago, in the county of Cook and State of Illinois, have invented a new, useful, and Improved Buckle or Fastener, of which the following is a full, clear, and exact description, which will enable others skilled in the art to which our invention appertains to make and use the same, reference being had to the accompanying drawing forming a part hereof, and in which—

Figure 1 is a top or plan view of our improved buckle; Fig. 2, a like view, showing a modification in the construction; Fig. 3, a side elevation, and Fig. 4 a vertical section in the plane of the line *x x*.

Like letters of reference indicate like parts.

The object of our invention is to make a cheap, effective, and ornamental buckle for horse-blankets, and for other purposes for which it may be adapted.

In the drawing, A represents the buckle, which is Z-shaped, as shown, and consists, in part, of a flat central plate or part, *a*, and of either one or two arms, *c c*. From one side of the part *a*, and near one edge thereof, the pin *a'* projects, and from the opposite side the pins *e' e'* project, as shown. The ends of the arms have thereon the projections *c' c'*, arranged as represented.

Two arms are preferable, but not essential. It is also only preferable that the pin *a'* should be nearest one edge of the part *a*. Instead of making the pins *e' e'* in one and the same piece with the part *a*, as represented, holes may be made in the latter to receive separate pins or rivets. The projections *c' c'* are not essential, but preferable, to assist in preventing the accidental lateral displacement of the strap, as will be hereinafter more fully explained.

In order to attach the buckle or fastener to the part to which it is to be applied, the pins or rivets *e' e'* are driven or pushed through the said part, and then clinched or headed washers being employed in connection with them in the usual manner, when desirable.

The strap used in connection with the buckle or fastener is perforated to receive the pin *a'*,

and in order to fasten together the part to which the buckle and strap are attached the strap should be passed laterally under the free end of one of the arms, over the plate *a*, and in like manner under the other arm, (when two arms are employed,) the pin *a'* being pushed into one of the perforations in the strap. The pin *a'* prevents the strap from being drawn through the buckle, the arms (or arm) keep the strap down upon the pin, and the projections *c' c'*, when employed, help prevent the strap from being accidentally removed sideways. The strap, however, may be readily detached from the buckle, when desirable, by being lifted from the pin *a'*, and moved laterally or drawn away. The pin *a'* may be headed if a head is deemed preferable. When only one arm is employed it will be of advantage to head the pin, and set it a considerable distance from the arm, as represented in Fig. 2.

It will be perceived that the arms are detached at one end from the body of the buckle, thus admitting of the strap being applied by being carried laterally below them in the manner described, instead of being tucked or pushed through an ordinary loop, the former method being regarded by us as preferable to the latter, and the means admitting of this result being the chief feature of our invention.

The buckle or fastener is not only simple in its construction and operation, but is cheap, effective, ornamental, and durable.

Having thus described our invention, what we claim as new, and desire to secure by Letters Patent, is—

As a new article of manufacture, the buckle or fastener A, consisting of the part or body *a*, adapted for attachment by means of rivets to the part to which it is to be applied, having thereon the vertical pin *a'*, and provided with one or both of the lateral arms *c c*, detached at one end from the part or body *a*, substantially as specified.

SAMUEL T. LOCKWOOD.  
JOHN M. WARE.

Witnesses:

F. H. HERRING,  
F. F. WARNER.