

D. A. EDSALL.

Inking-Apparatus for Hand-Stamps.

No. 163,585.

Patented May 25, 1875.

Fig 1.

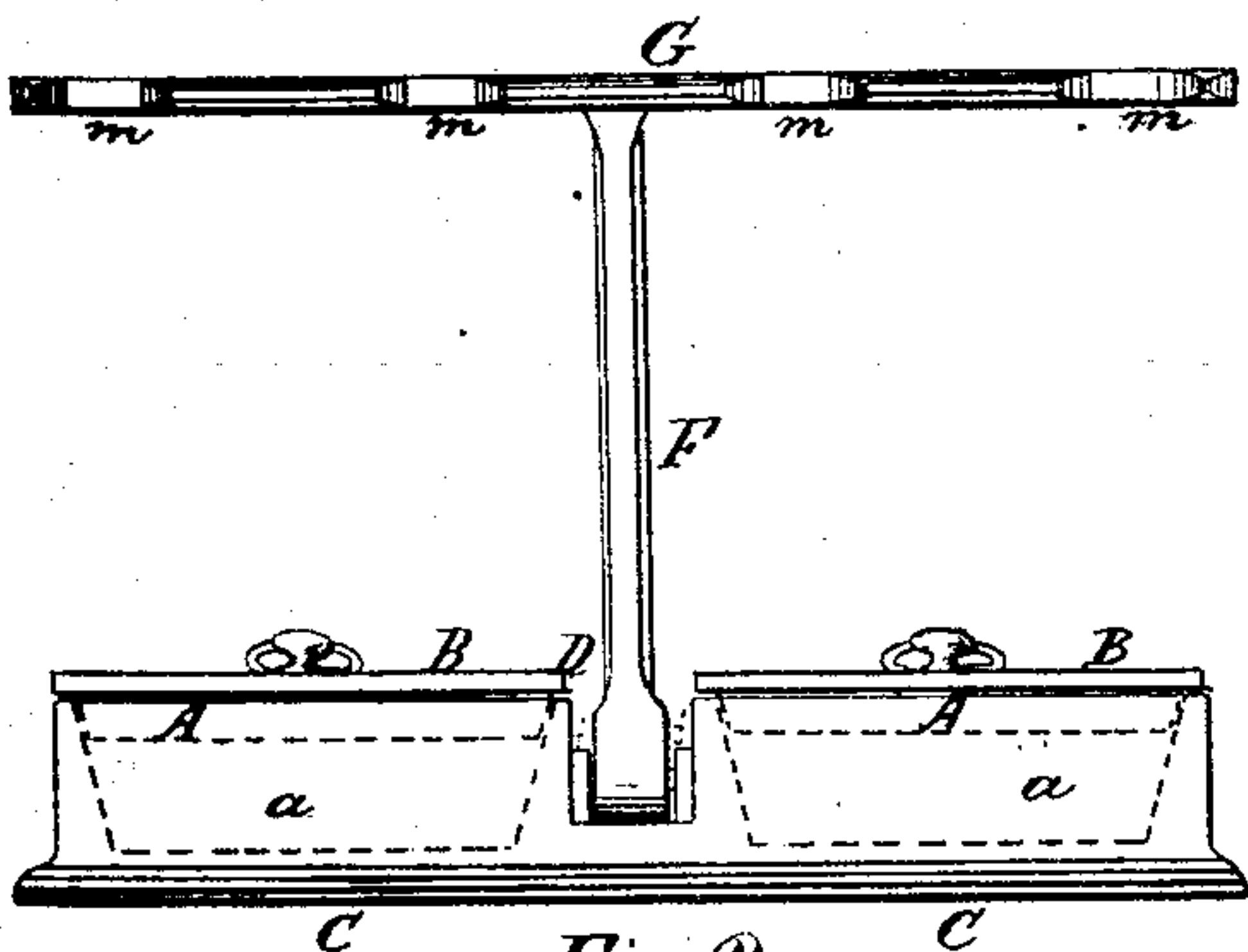


Fig 4.

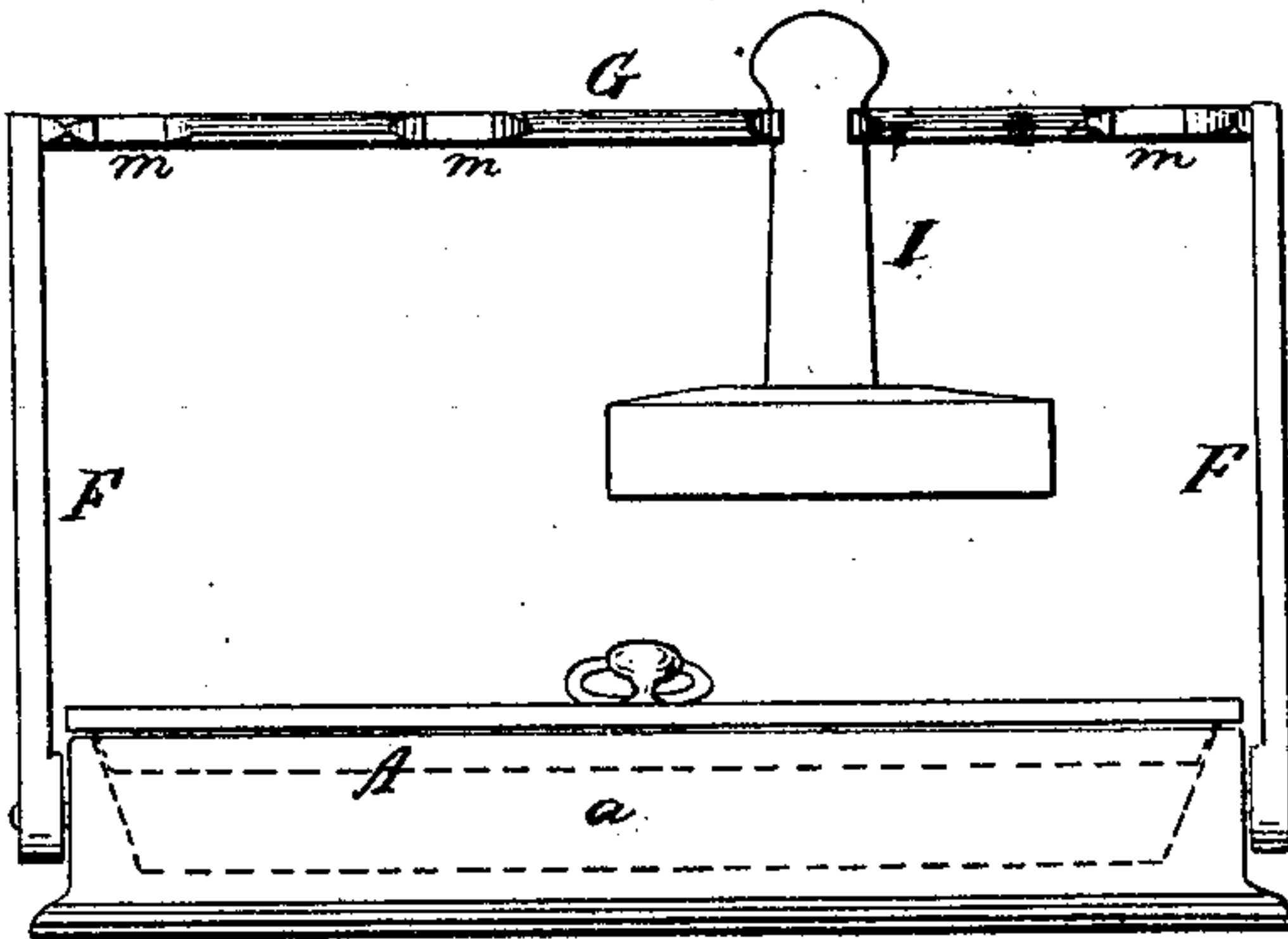


Fig 2.

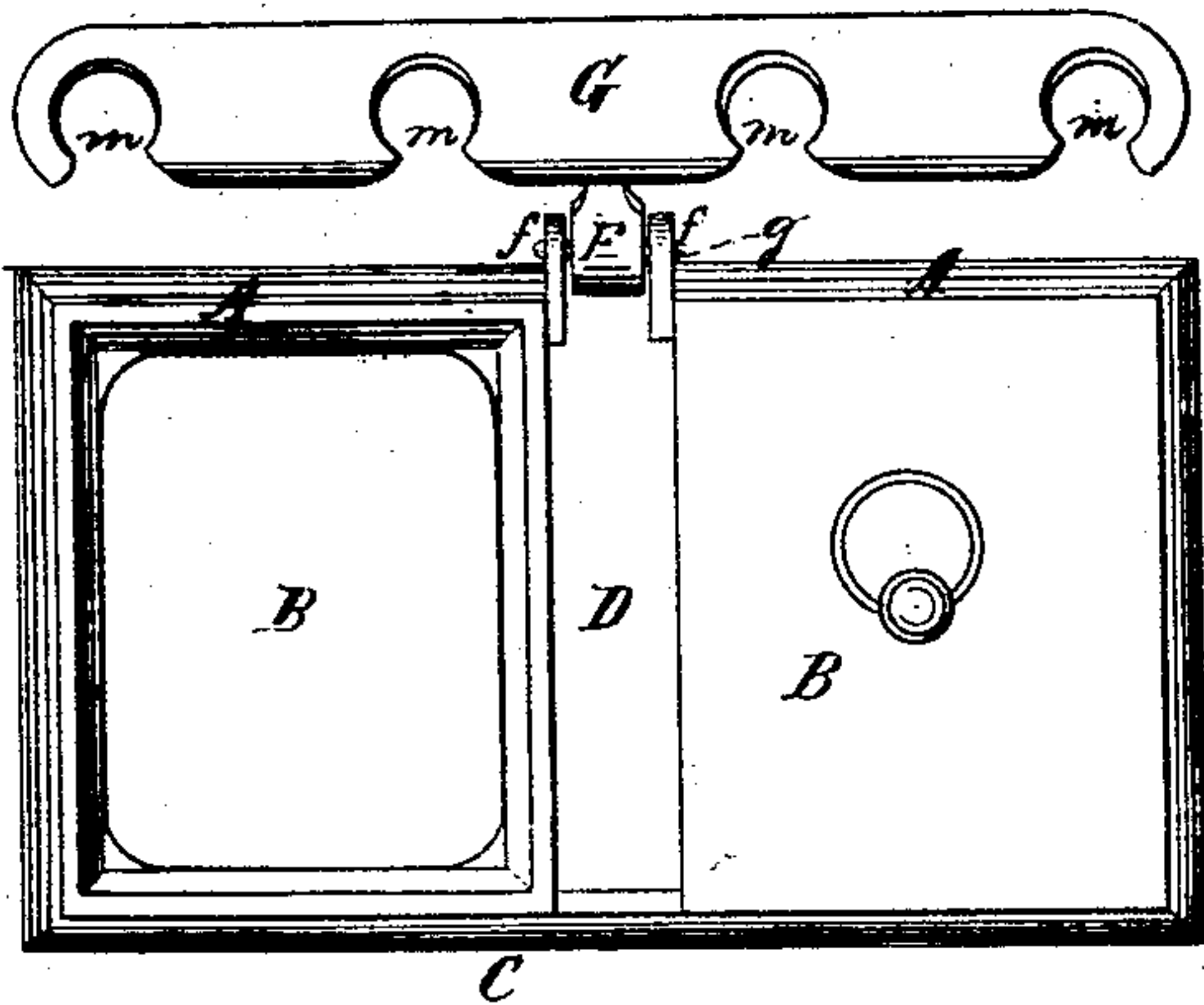


Fig 5.

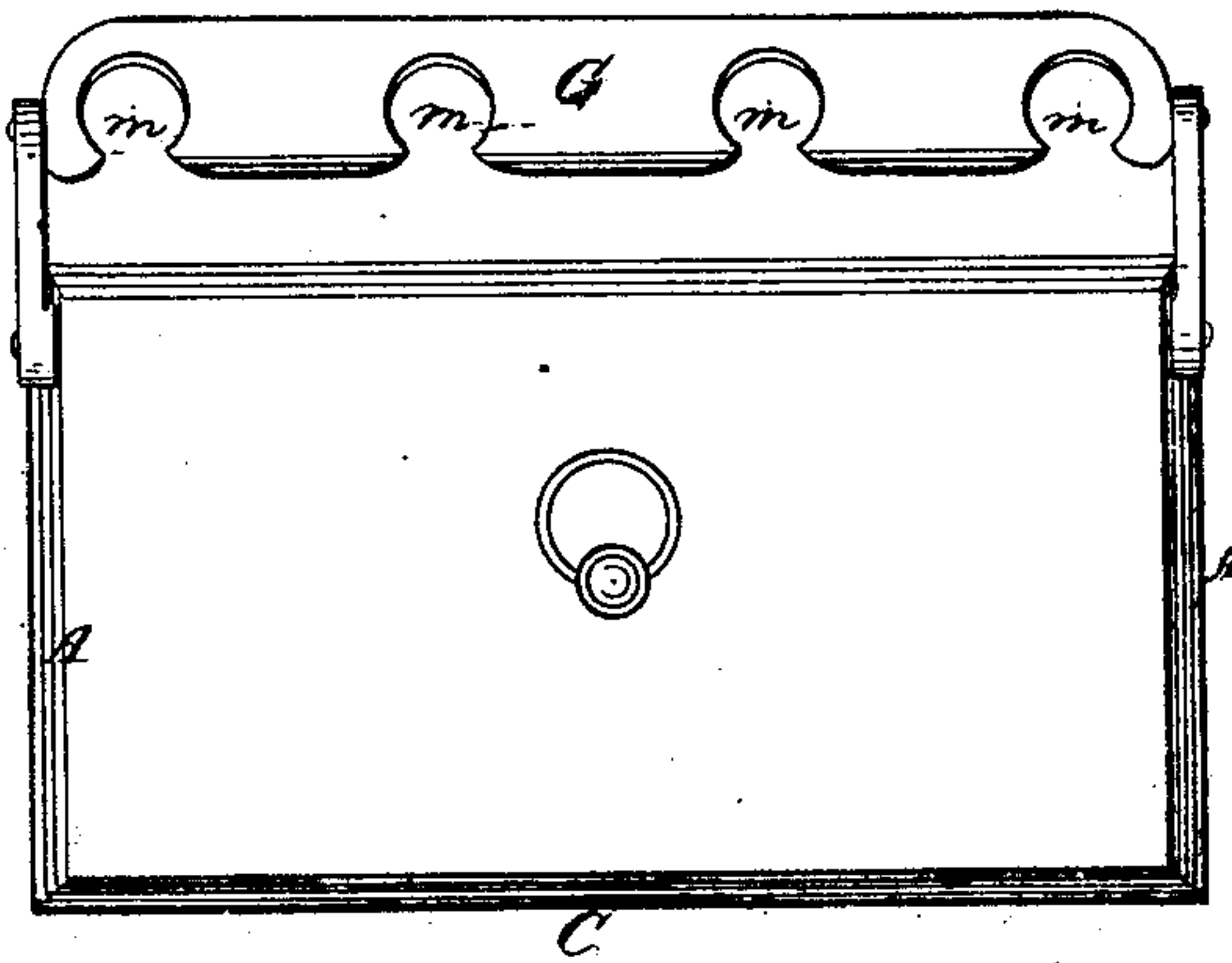
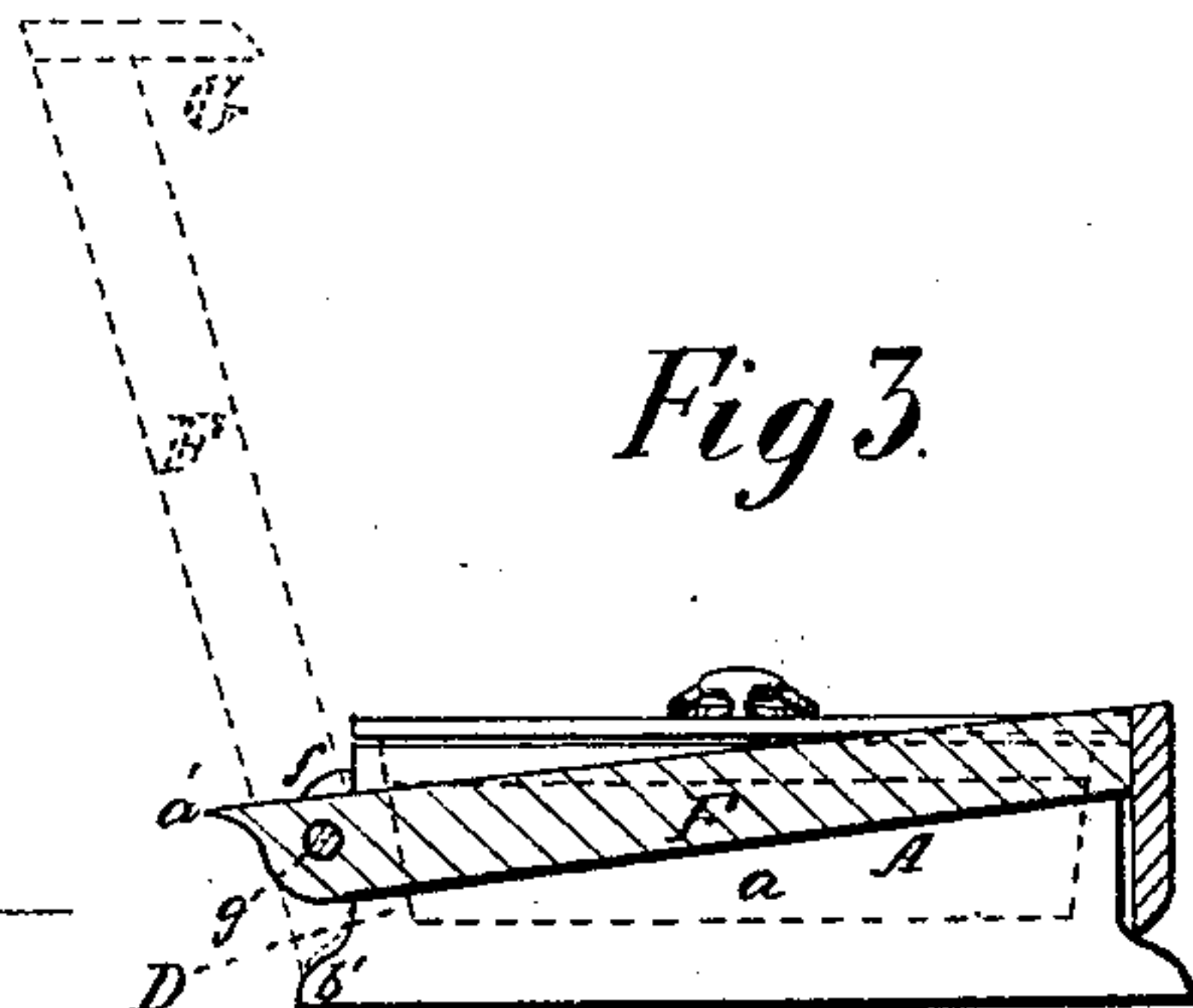


Fig 3.



Witnesses.

Wm Edwards
Jas H Matthei

Inventor.

David A Edsall
For
James A Whitney
Atty.

UNITED STATES PATENT OFFICE.

DAVID A. EDSALL, OF NEW YORK, N. Y.

IMPROVEMENT IN INKING-APPARATUS FOR HAND-STAMPS.

Specification forming part of Letters Patent No. 163,585, dated May 25, 1875; application filed April 24, 1875.

To all whom it may concern:

Be it known that I, DAVID A. EDSALL, of the city, county, and State of New York, have invented an Improvement in Combined Racks and Pads for Hand-Stamps, of which the following is a specification:

This invention consists in a novel combination of a pivoted rack with the ink-pad and base of an inking-apparatus for hand-stamps, whereby the rack may be elevated when required for holding or suspending the hand-stamps, inking appliance, &c., and, when desired, folded down to the base and pad, and in such relation thereto as to bring the entire device into the most compact and convenient form for storage and transportation.

Figure 1 is a front view of a device made according to my invention. Fig. 2 is a plan view of the same. Fig. 3 is a central vertical sectional view of the same. Figs. 4 and 5 are, respectively, a front and a plan view, showing a modified construction of the same.

Having reference to Figs. 1, 2, and 3, A A are boxes provided with detachable covers B, made preferably of sheet metal, the said boxes each containing the inking-pad usually employed for giving ink or color to a hand-stamp. These pads are indicated at *a* in dotted outline in Figs. 1, 3, and 4, and, being of common form and character, need no further or particular description here. Between these two boxes A A, and, of course, above the base-plate C which supports them, is a deep recess, D. It will be observed that the boxes and base-plate C constitute the base of the device, and receive and support the pads *a*, as just hereinbefore set forth. The base, as thus constituted, may be formed in a single light iron casting. Provided at the rear side of the base aforesaid, one at each side of the recess D, are two lugs, *f*, between and to which is pivoted the lower end of a standard, F, by means of a pivot, *g*. To the upper, outer, or free end of standard is attached transversely a rack-bar, G, formed with notches *m*, preferably of more or less circular forms. This rack-bar is of flat contour, and, when the standard is raised to a position more or less approaching the vertical the plane of

the rack-bar is nearly or quite horizontal, as shown in the dotted outline in Fig. 3. When the rack constituted by the rack-bar G and its standard F is raised until the lower end *a'* of the standard rests against the adjacent edge *b'* of the base-plate, the rack-bar will be brought and kept horizontal, and the hand-stamp, inking appliances, &c., made with suitably knobbed handles, may be suspended in the notches *m*, as shown at I, in Fig. 4, ready for application to the pad preparatory to use in stamping, imprinting, &c. When it is desired to bring the entire device within small compass for packing, storage, or transportation, the rack F G is turned forward and downward, and (the parts being properly proportioned, and the rack-bar projecting forward from the standard) the rack-bar is brought immediately in front of the base supporting the pads, with the standard situated in the space D, the entire rack being by this means brought closely to the base and its contained pads, and in such relation to the same as to be in a great measure protected from injury from careless handling, &c., during the work of packing, carriage, and the like. The construction and *modus operandi* of the invention, when made as represented in Figs. 4 and 5, differs from that hereinbefore described only in this: that the base is formed with only one box, A, holding a single pad, and the rack, instead of being supported by a single standard, F, arranged to lie in a central recess, D, is supported by two, one at each end, and arranged to lie down past and by the two ends of the base when the rack is depressed.

What I claim as my invention, is—

As a new article of manufacture, the combined rack and pad, constructed with the rack G F, working on the pivot *g*, pad or pads *a*, and the base *c*, the whole combined for use and operation substantially as herein set forth.

D. A. EDSALL.

Witnesses:

JAMES A. WHITNEY,
CHARLES EVERSON.