

C. F. BARKER.
Label-Holder.

No. 163,566.

Patented May 25, 1875.

Fig 1.

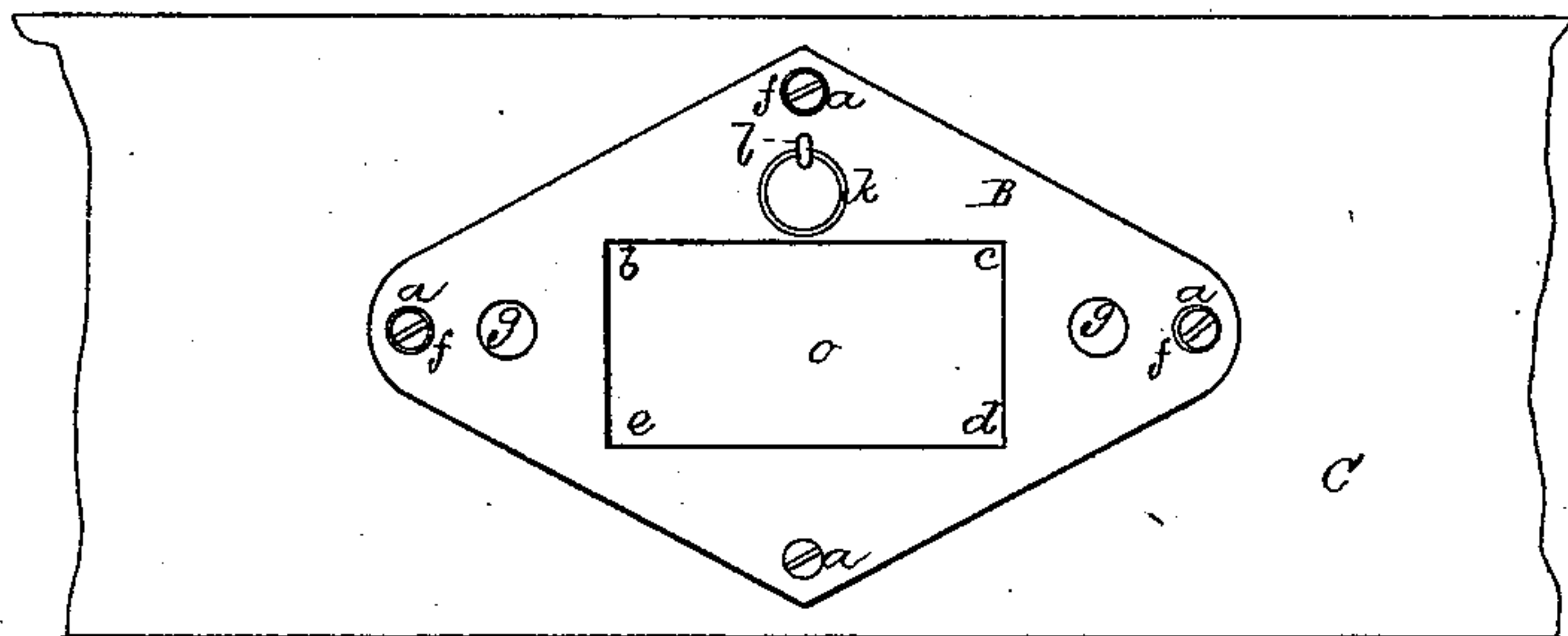


Fig 2.

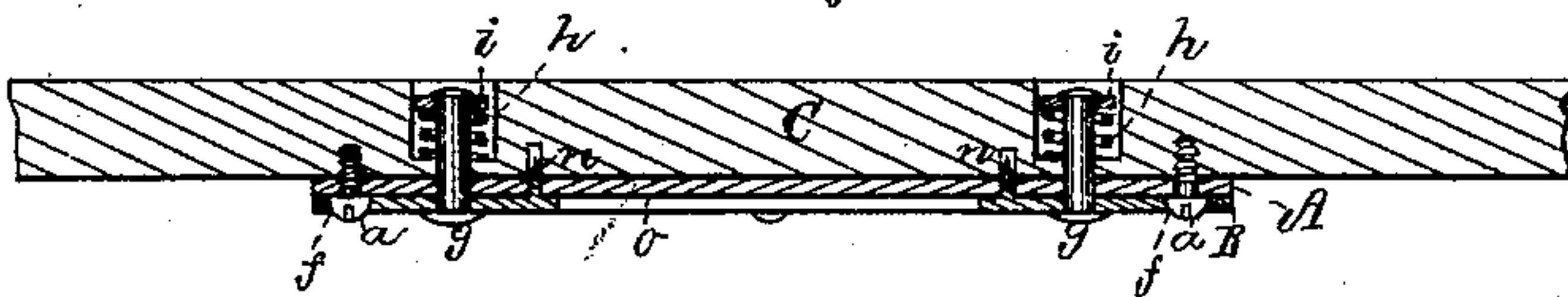
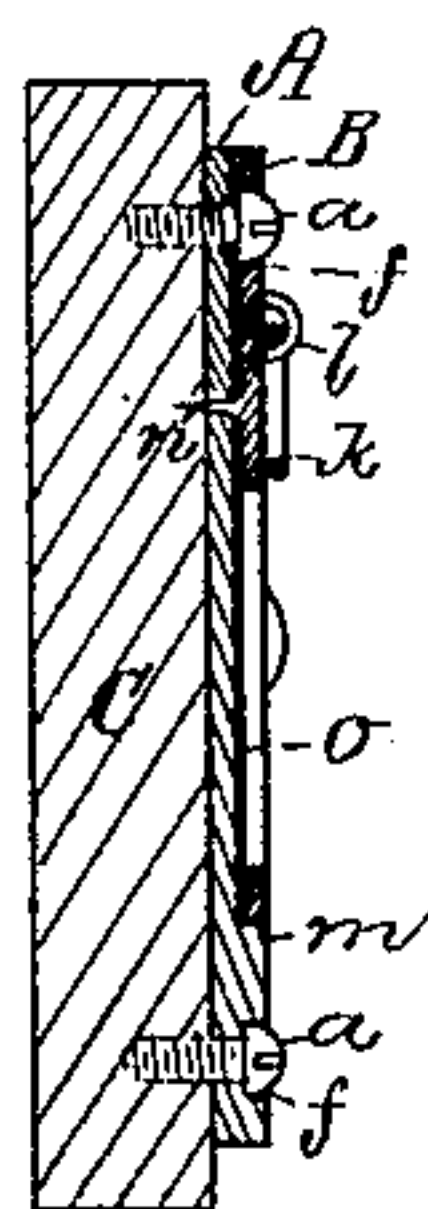


Fig 3.



Witnesses.

S. W. P. per

L. A. P. per

Clarence F. Barker

by his attorney

R. E. Eddy

UNITED STATES PATENT OFFICE.

CLARENCE F. BARKER, OF NORTH BELFAST, MAINE.

IMPROVEMENT IN LABEL-HOLDERS.

Specification forming part of Letters Patent No. **163,566**, dated May 25, 1875; application filed April 21, 1875.

To all whom it may concern:

Be it known that I, CLARENCE F. BARKER, of North Belfast, of the county of Waldo and State of Maine, have invented a new and useful Label-Holder, to be applied to trunks, doors, or various other articles; and I do hereby declare the same to be fully described in the following specification, and represented in the accompanying drawings, of which—

Figure 1 is a front view, Fig. 2 a horizontal and longitudinal section, and Fig. 3 a vertical and transverse section, of it fixed to an article or piece of wood.

The said name-plate, card, or label-holder consists not only of two metallic plates, A B, similar in size or external shape, one being placed flatwise on the other, and provided with an opening, but of elastic connections, substantially as hereinafter described. The first of the said plates is to be fastened to the trunk end, door, or article C by means of screws *a a a a*, arranged as shown. The second or outer plate has a rectangular or other proper-shaped opening, *b c d e*, through it, as represented; and, besides this, it has circular holes *f f f* made through it to receive the heads of the screws *a*. Short bolts *g g* go through both plates, with their heads resting against the front surface of the outer plate. On each of said bolts, and in rear of the rear plate, is a helical spring, *h*, and a nut or disk, *i*, the latter being secured on or fixed to the stem of the bolt, all being arranged as represented. A ring, *k*, may be fixed to the outer plate by a staple or eye, *l*; or, instead of such ring, a knob may be used. As exhibited in the drawings, the rear plate is shown as provided with a ledge or shoulder, *m*, for a card or name-plate and the lower edge of the front plate to rest on. Just above the opening of the front plate such plate is provided on its inner face with one or more points or spurs, *n*, to project

inward from it, and into a corresponding hole or holes in the rear plate.

By taking hold of the ring and pulling the outer plate away from the inner one, a space will be obtained between the two sufficient for the easy insertion of a card or slip of paper, *o*, which, after its introduction into such space, and in rear of the opening of the front plate, will be held firmly in place by the springs, or by such and the studs, which will penetrate it.

If desirable, the rear plate, when seen below the opening of the outer one, may bear any suitable inscription or device.

On removal of the hand from the ring the contractile power of the springs of the elastic connections will draw the outer plate closely back upon the card, which, provided with the owner's name, or any suitable address or inscription, will be readily perceived through the opening of said plate.

When the article is designed for use upon a door, a glass pane may be fixed in the opening of the outer plate; but generally it will be preferable to have no such pane, the opening serving to facilitate the removal of the card when desirable, as will be readily seen.

I claim—

1. The card or name-plate holder, substantially as described, composed of the shouldered and slotted plates A B and their elastic connections, all constructed, arranged, and applied essentially as specified.

2. The said name-plate holder, as composed of the shouldered and slotted plates, their elastic connections, and one or more spurs or points projecting rearward from the front plate, all as represented

CLARENCE F. BARKER.

Witnesses:

GEORGE S. CHASE,
FRANK S. COOMBS.