

W. VOM HOFE.
Bottle-Stopper.

No. 163,553.

Patented May 18, 1875.

Fig. 1.

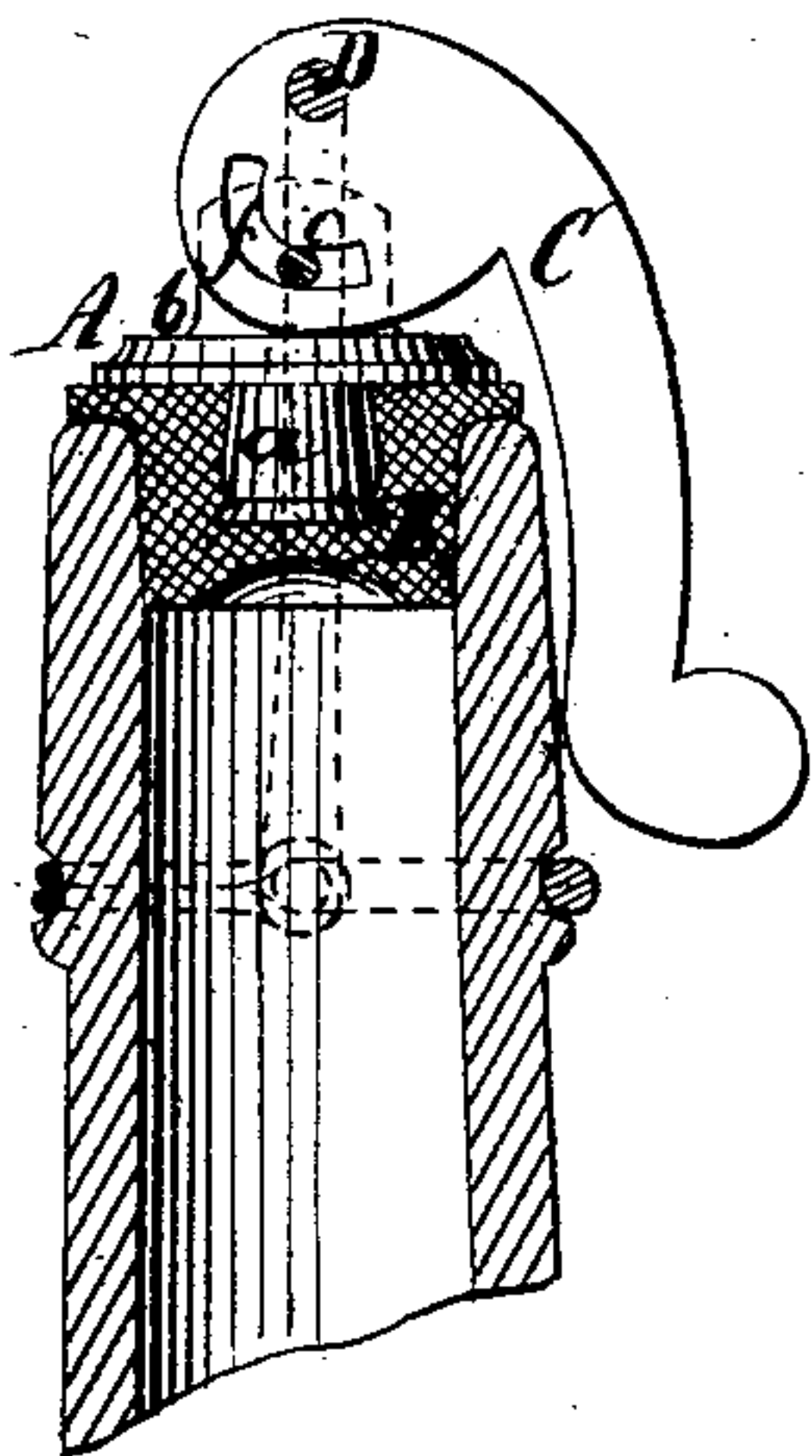


Fig. 2.

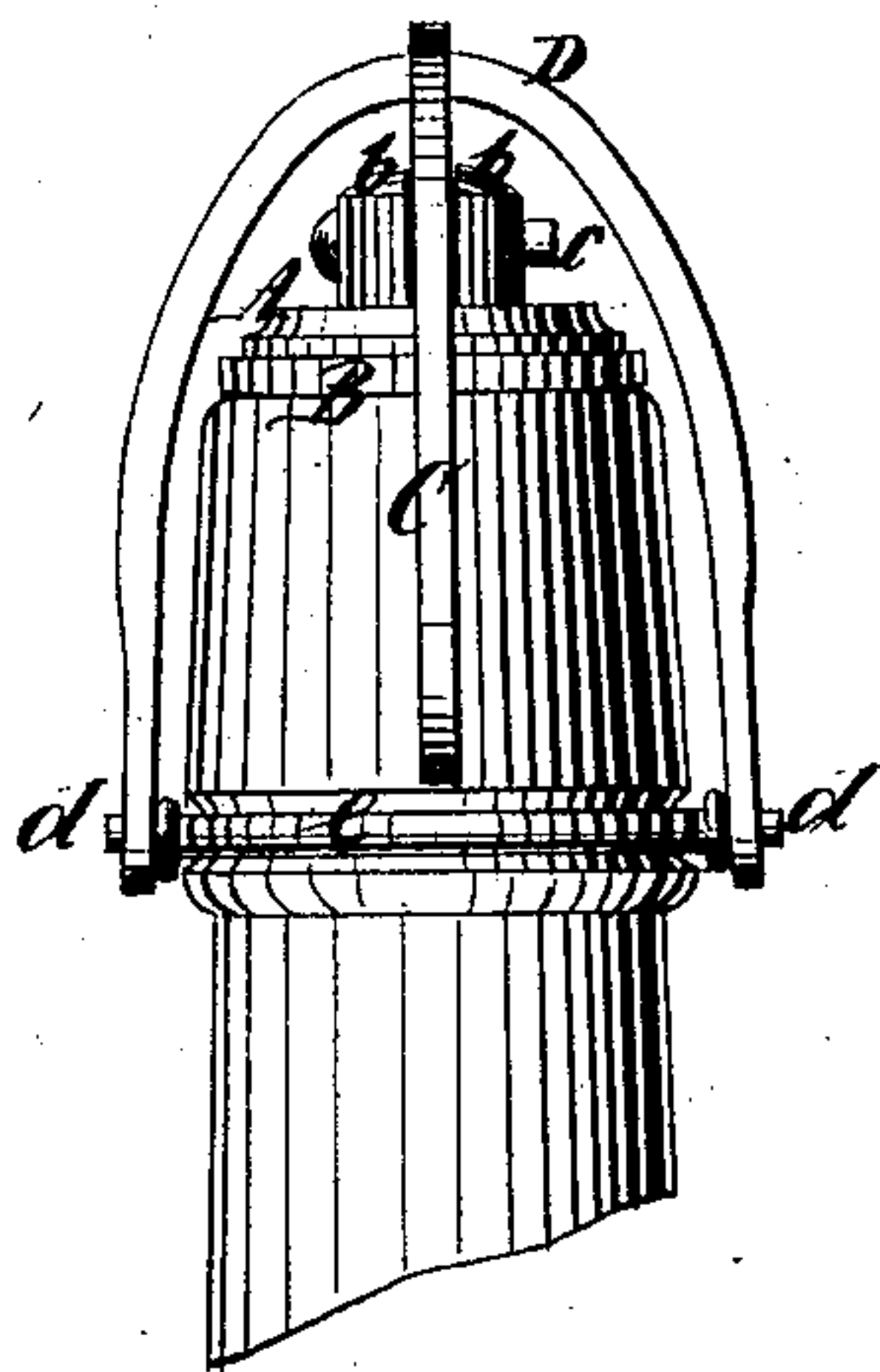
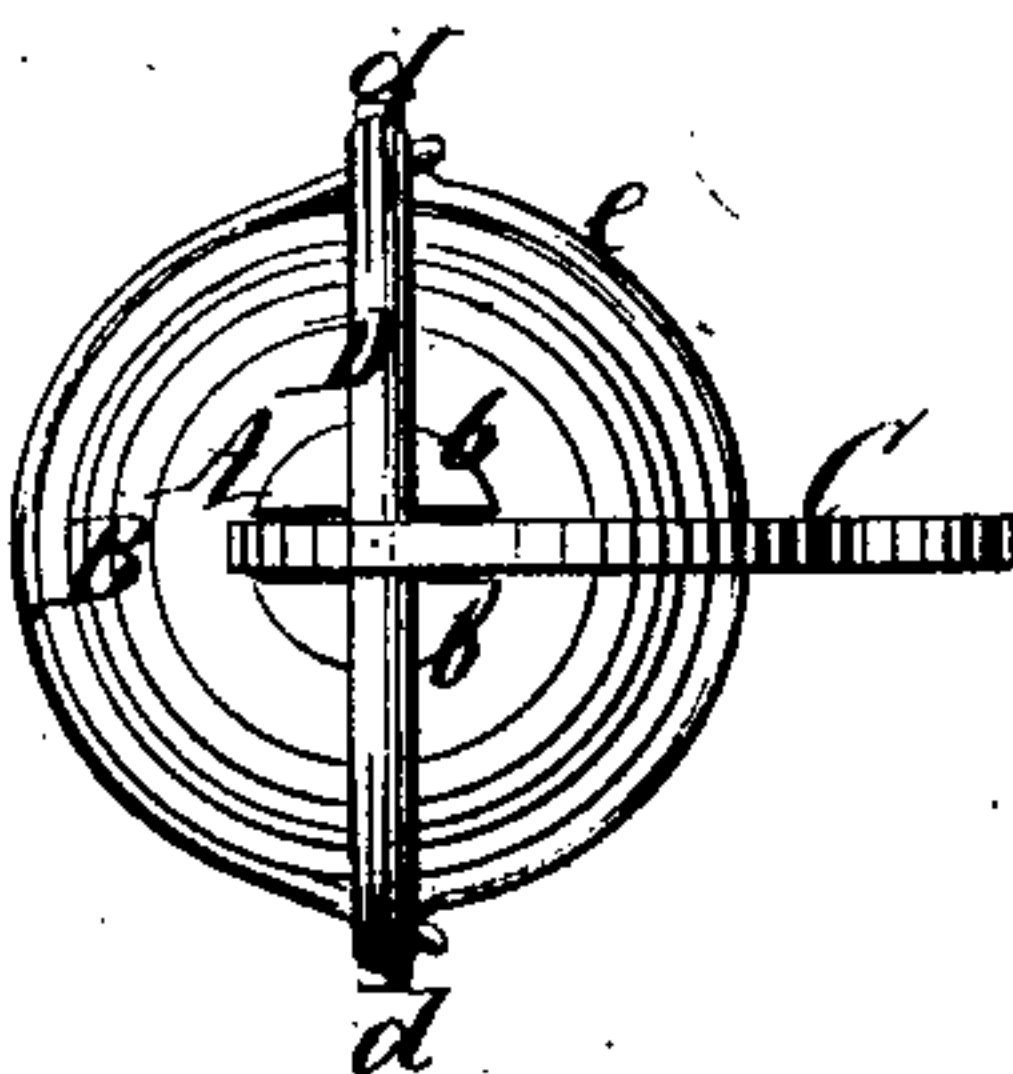


Fig. 3.



Witnesses:

Ernst Bilhuber.
Chas. Wahlen

Inventor:

William Vom Hofe
Van Santvoord & Hauff
Attys

UNITED STATES PATENT OFFICE.

WILLIAM VOM HOFE, OF NEW YORK, N. Y.

IMPROVEMENT IN BOTTLE-STOPPERS.

Specification forming part of Letters Patent No. **163,553**, dated May 18, 1875; application filed January 20, 1875.

To all whom it may concern:

Be it known that I, WILLIAM VOM HOFE, of the city, county, and State of New York, have invented a certain new and useful Improvement in Bottle-Stoppers, of which the following is a specification:

This invention is illustrated in the accompanying drawing, in which Figure 1 represents a vertical section. Fig. 2 is a front view. Fig. 3 is a plan or top view.

Similar letters indicate corresponding parts.

This invention consists in a metallic plate, which is connected on one side to a flanged stopper, while from its other side rise two lugs, which form the bearings for a fixed pin, and between which operates a cam-lever that has its fulcrum on a bail which swings on pivots projecting from a band that is secured to the neck of a bottle, said cam-lever being provided with an eccentric slot, which acts on the pin secured in the lugs of the metal plate, in such a manner that when the bail is swung up over the mouth of the bottle the stopper can be depressed and retained firmly in position in said mouth by turning the hand-lever against the side of the bottle, and that by raising the hand-lever the stopper is gradually withdrawn from the bottle, and the bottle can be opened with ease, and without danger of losing any of its contents.

In the drawing, the letter A designates a metal plate, from one side of which extends a conical stud, *a*, which is intended to catch in a cavity formed in the body of a stopper, B, so that by means of said stud a firm connection between the metal plate and the stopper is effected. Said stopper is, by preference, provided with a flange, which projects beyond the metal plate, and which, when the stopper is forced down into the mouth of a bottle, bears on the edge of said mouth and assists in producing a tight joint. From the outer

side of the metal plate A extend two lugs, *b*, in which is firmly secured a pin, *c*, and which form the guides for a cam-lever, C. This lever has its fulcrum on a bail, D, which swings on pivots *d*, projecting from a band, *e*, that is firmly secured round the neck of a bottle, E. In the body of the lever C is formed an eccentric slot, *f*, which embraces the fixed pin *c*. When the bail D is swung up over the mouth of the bottle, the stopper can be introduced into said mouth, and by depressing the cam-lever C to the position shown in the drawing the stopper is forced down, and the mouth of the bottle is effectually closed, and at the same time the stopper is locked, so that it cannot be forced out by any pressure brought to bear against it from the inside. When the cam-lever is turned up, the eccentric slot *f* acts on the pin *c*, and the stopper is gradually and slowly withdrawn from the mouth of the bottle, so that the contents of the bottle can be discharged without danger of spilling any portion thereof. When the stopper has been withdrawn the bail can be swung out, and the bottle, after it has been emptied, can be cleaned without trouble.

What I claim as new, and desire to secure by Letters Patent, is—

The cam-lever C, provided with an eccentric slot, *f*, in combination with a bail, D, swinging on the neck-band *e* of a bottle, and with a pin, *c*, secured in lugs rising from a metal plate, A, to which the stopper B is attached, all constructed and operating substantially in the manner herein shown and described.

In testimony that I claim the foregoing I have hereunto set my hand and seal this 16th day of January, 1875.

WILLIAM VOM HOFE. [L. S.]

Witnesses:

W. HAUFF,

E. F. KASTENHUBER.

750
wms